

USIMAR

Componentes Automotivos

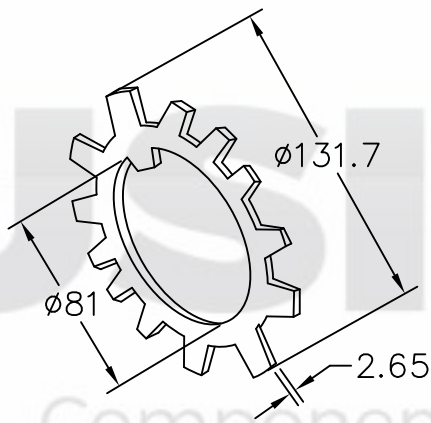
**Catálogo de peças
2020**

Peças para 3º eixo e semireboque

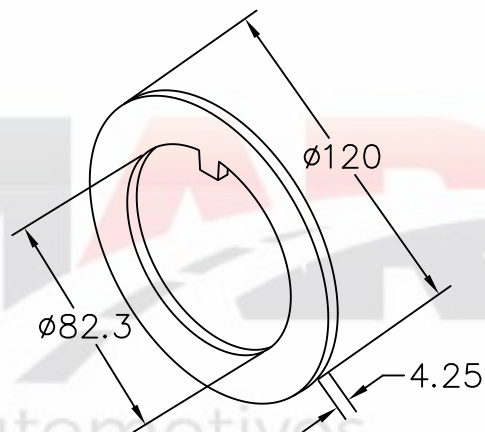
ÍNDICE

RANDON	01
RODOVIÁRIA	55
GUERRA	65
IDEROL	93
FACCHINI	99
FRUEHAUF	113
GALEGO	115
GOTTI	119
KRONE	121
LIBRELATO	125
LÍDER	131
MARINGÁ	132
MIRIL	133
NOMA	134
PASTRE	143
RECRUSUL	148
RODO LINEA	151
SCHIFFER	153
RODOCLARA	159
MORUMBI	178
ROSSETTI	183
MERCEDES-BENZ	185
SCANIA	201
VOLKSWAGEN / FORD	208
VOLVO	220
SUSPENSORES	227
ESFREGA	232
SUPORTES DE PARALAMA	234
CAIXAS	235
FREIOS	239
CATRACAS	240
CARROCERIAS	242
BASCULANTE	247
USIMAR / DIVERSOS	252

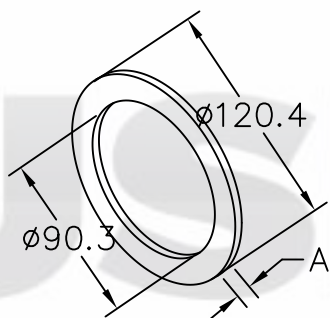
RANDON



30.01
Arruela dentada com 13 dentes

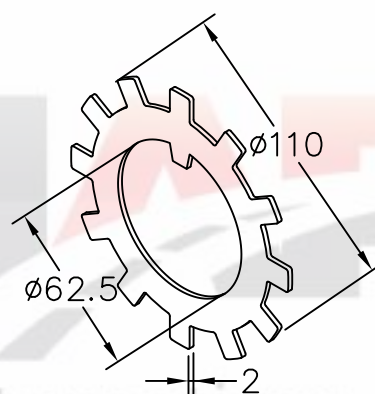


30.02
Arruela lisa do SR

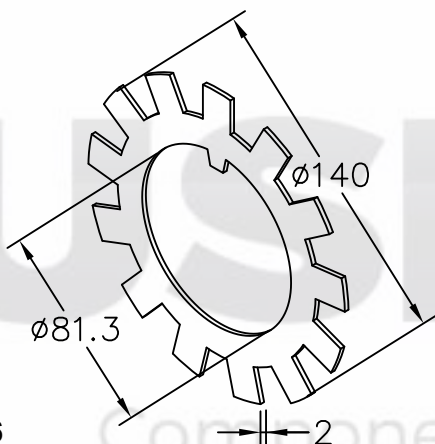


Arruela lisa para viga do eixo do SR

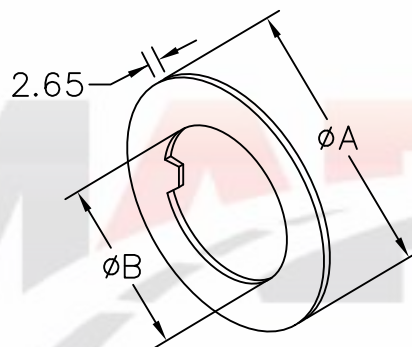
- 30.09** - A = 4,25mm
- 30.10** - A = 2mm
- 30.11** - A = 2,65mm



30.15
Arruela dentada do TE com 12 dentes

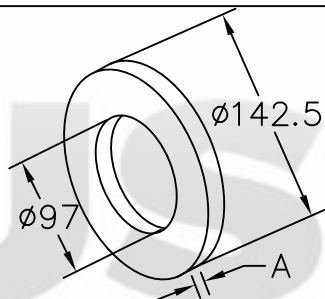


30.16
Arruela dentada do SR com 13 dentes



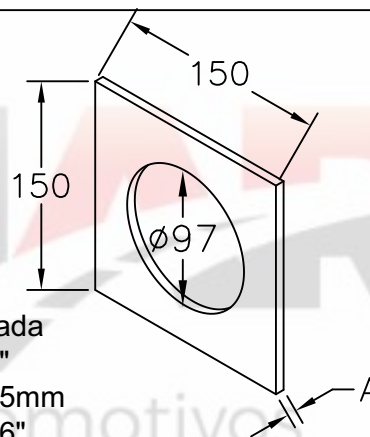
Arruela lisa

- 30.17** - A = $\phi 62,4\text{mm}$ B = $\phi 99\text{mm}$ (TE)
- 30.18** - A = $\phi 80\text{mm}$ B = $\phi 126\text{mm}$ (SR)



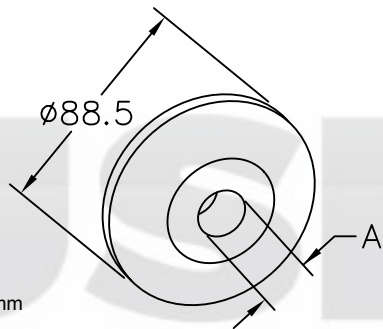
Arruela externa para balança do SR

- 30.19** - A = 3/8"
- 30.20** - A = 5/16"
- 30.21** - A = 1/4"
- 30.22** - A = 4,25mm



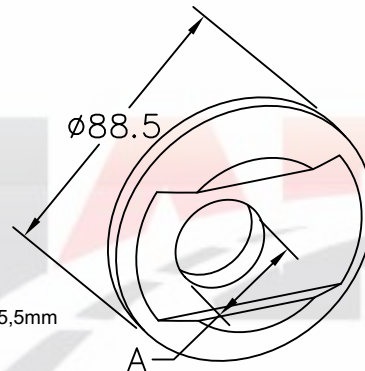
Arruela quadrada

- 30.23** - A = 1/4"
- 30.24** - A = 4,25mm
- 30.25** - A = 5/16"
- 30.26** - A = 3/8"



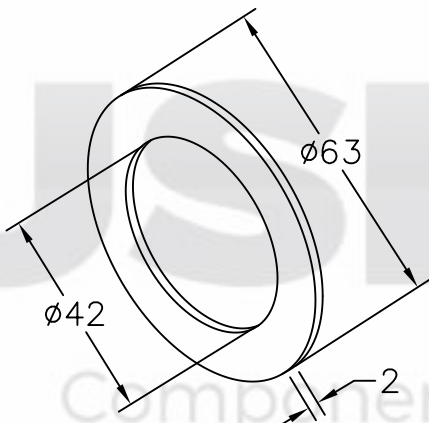
Espessura 15,5mm

Arruela de alinhamento com furo centralizado
30.58 - A = 30,5mm M30
31.48 - A = 22,5mm M22



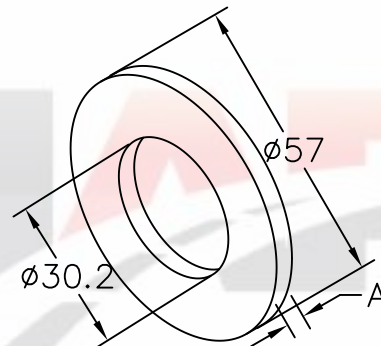
Espessura 15,5mm

Arruela de alinhamento com furo fora de centro
30.59 - A = 30,5mm M30
30.93 - A = 22,5mm M22



30.83

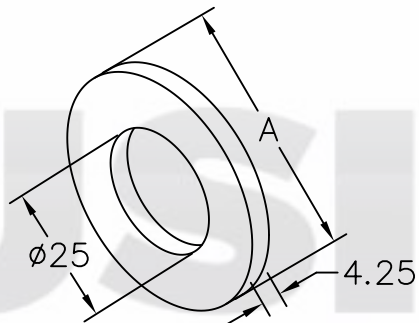
Arruela do varão do "S" do SR



Arruela do pino do tensor 87

30.89 - A = 4,25mm

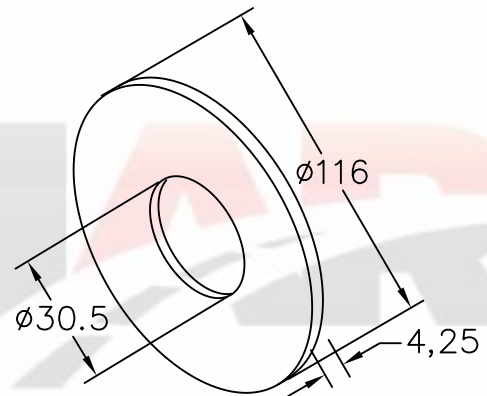
30.90 - A = 2mm



Arruela do pino do tensor para suspensão a partir de 2000

30.91 - A = Ø57mm

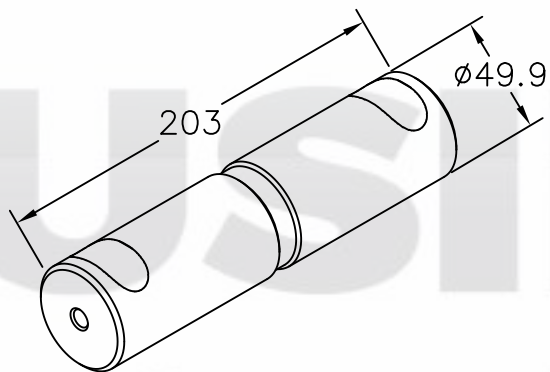
30.92 - A = Ø47mm



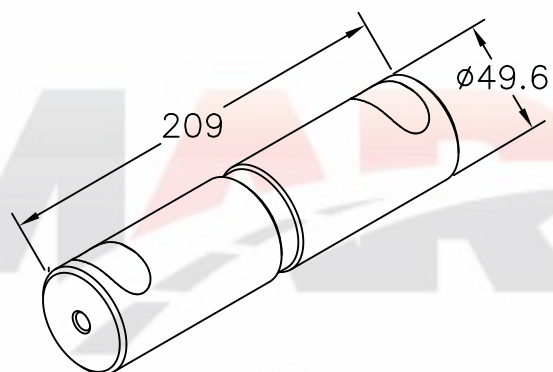
31.50

Arruela de desgaste externa susp. pneumática

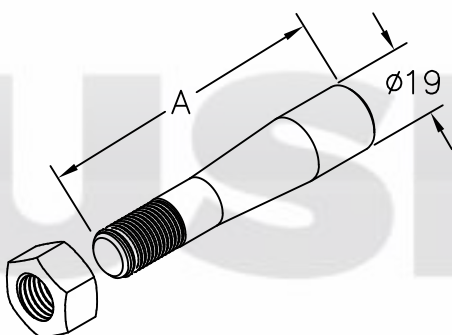
RANDON



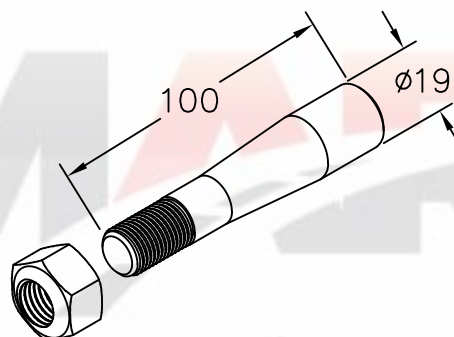
40.01
Pino da balança do SR



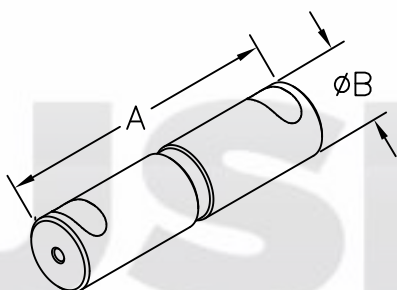
40.02
Pino da balança



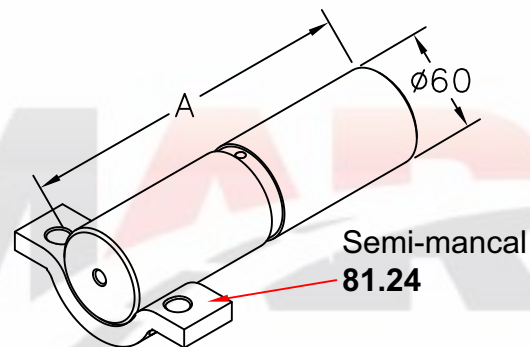
Pino cônico para mancal com porca do SR
40.03 - A = 92mm
40.05 - A = 100mm



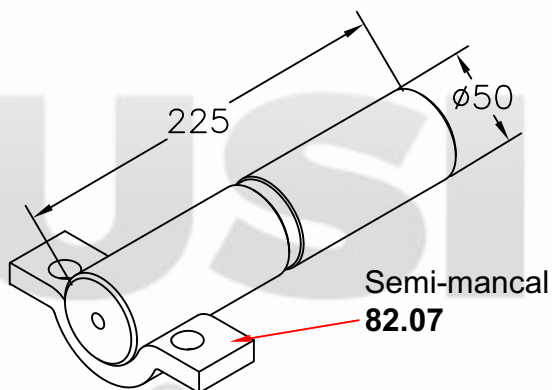
41.18
Pino cônico c/ porca autotravante



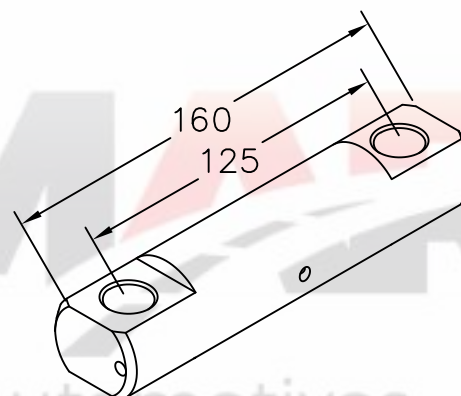
Pino da balança p/ chaveta cônica
40.07 - A = 260mm B = Ø60mm (SR)
40.08 - A = 226mm B = Ø60mm (TE)
40.09 - A = 260mm B = Ø50mm (SR)



Pino da balança do SR
40.10 - A = 225mm
40.11 - A = 260mm

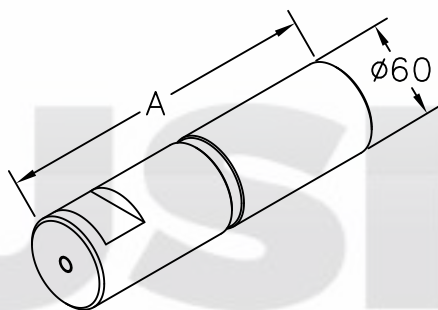


40.12
Pino da balança do SR com mancal



40.13
Pino do olho da mola do TE LS

RANDON

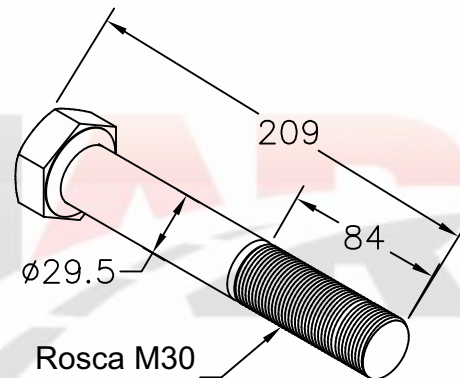


Pino da balança com chave maciça

40.14 - A = 226mm (TE)

40.15 - A = 260mm (SR)

40.16 - A = 240mm (SR modelo 87)

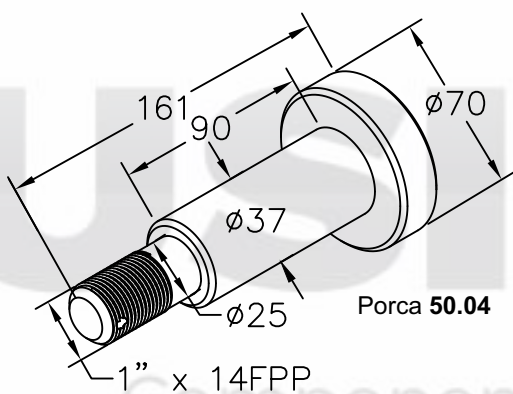


Porca
50.30

Rosca M30
passo 2mm

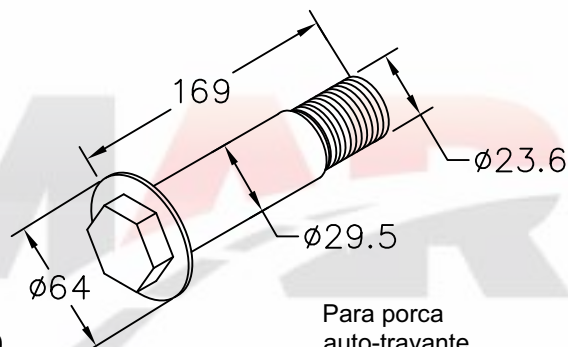
40.58

Pino da balança do SR modelo 2008



41.03

Pino tensor do TE ou SR

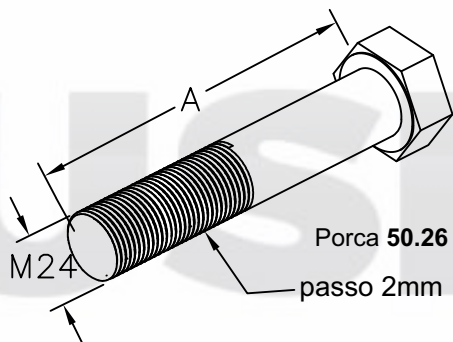


41.09

Pino tensor do SR

41.10

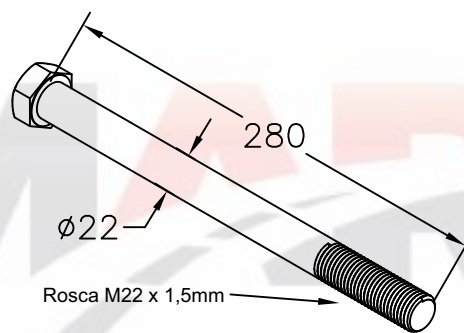
Pino do tensor linha leve rosca 1"



Pino do tensor do SR 2000

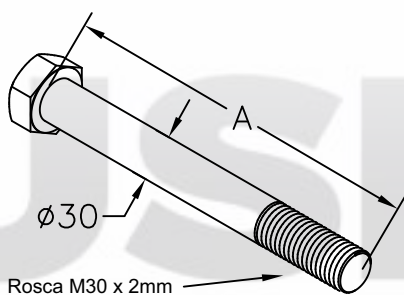
41.16 - A=125

41.20 - A=140



41.40

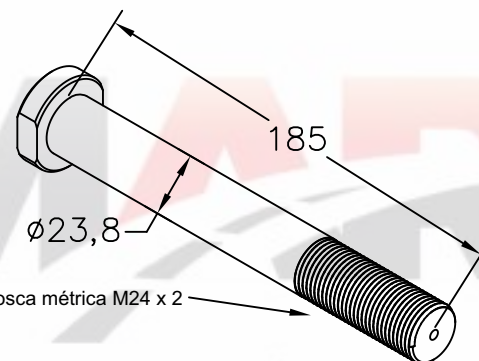
Parafuso da suspensão pneumática do SR



Parafuso da suspensão pneumática do SR

41.41 - A = 265mm

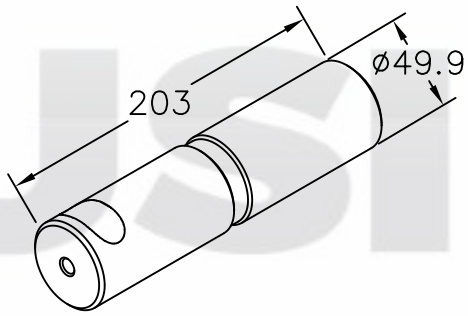
41.65 - A = 230mm



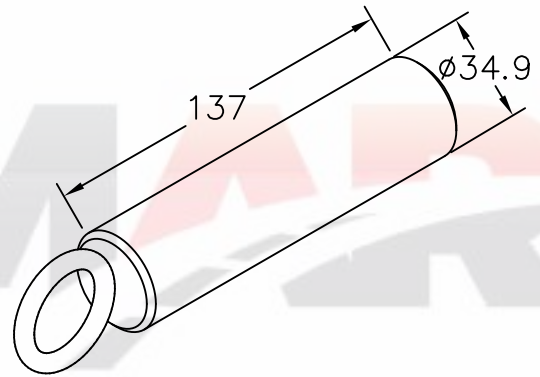
41.52

Pino do tensor do suporte dianteiro inclinado
suspensão carrega tudo

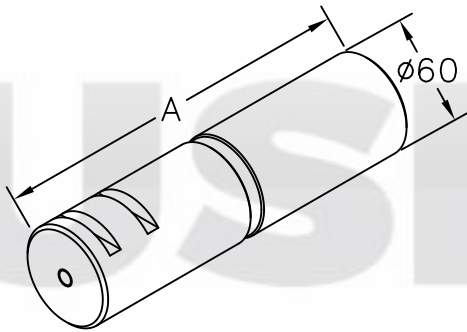
RANDON



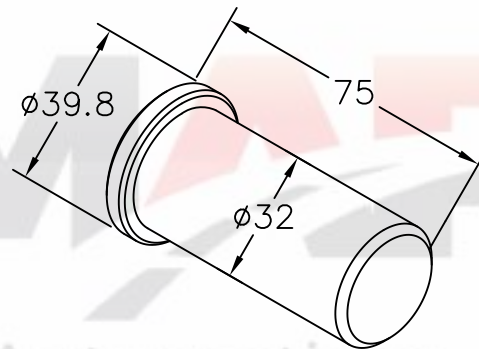
41.62
Pino da balança com uma chaveta do SR



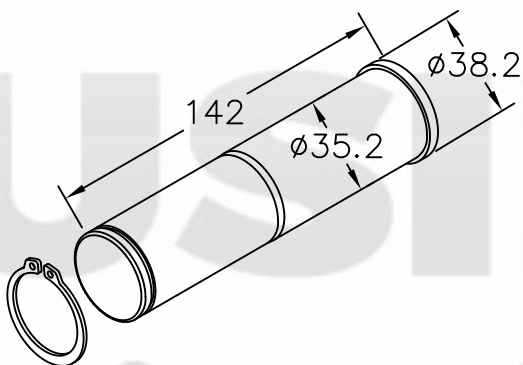
41.68
Pino do suporte traseiro do TE



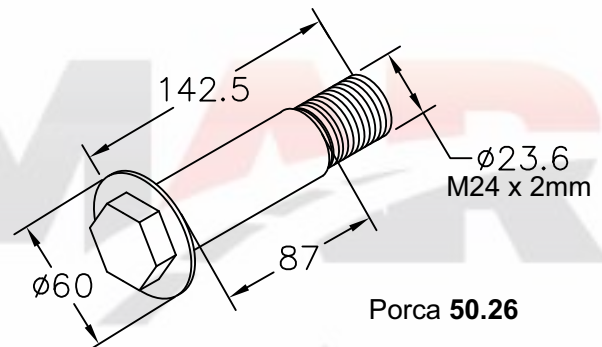
Pino da balança com chaveta U
41.72 - A = 226mm (TE)
41.70 - A = 260mm (SR)



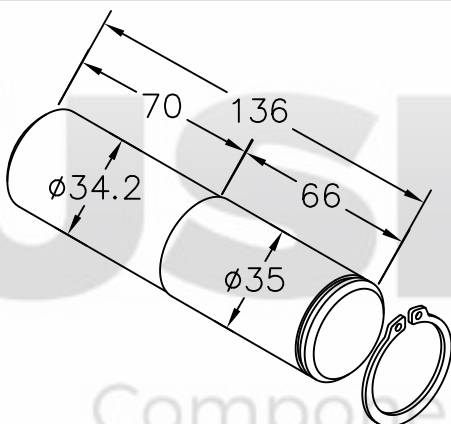
41.86
Pino da sapata do freio do TE



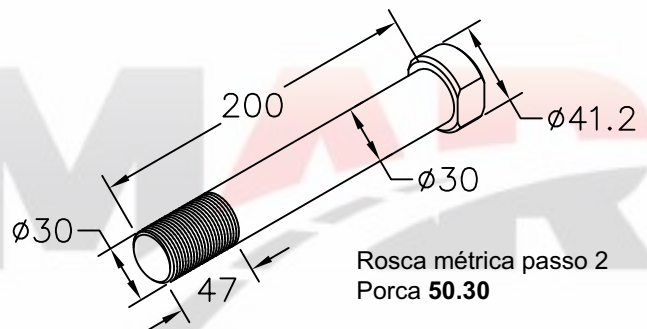
42.07
Pino da sapata do freio do SR com anel



42.16
Pino do tensor leve do SR distanciado



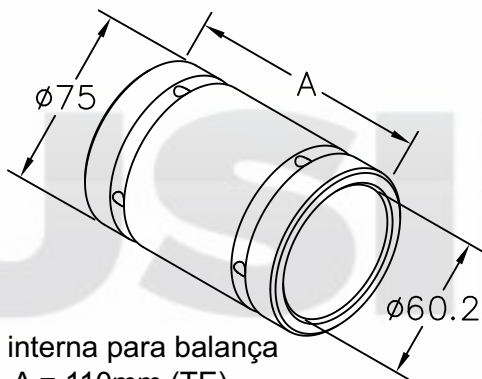
42.24
Pino da sapata do freio do SR com anel



42.25
Pino de apoio da mola do suporte para 1º eixo do SR (suspensão pneumática)



RANDON

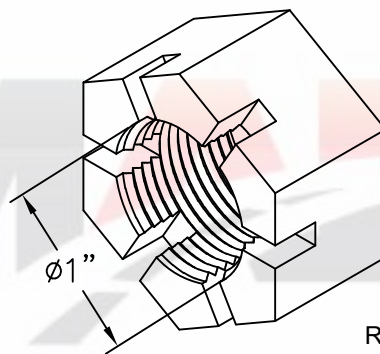


Bucha interna para balança

50.03 - A = 110mm (TE)

50.39 - A = 149mm (SR)

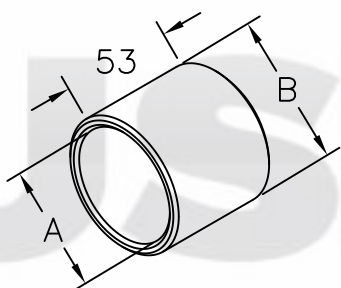
50.40 - A = 120mm (SR)



Rosca 14 Fpp

50.04

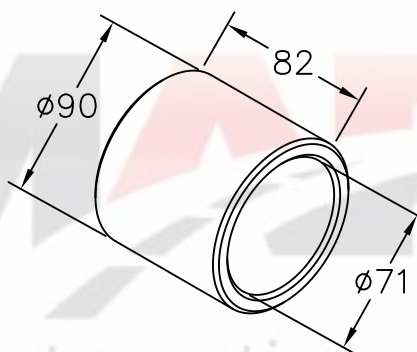
Porca castelo do pino tensor do TE ou SR



Bucha interna da balança do SR

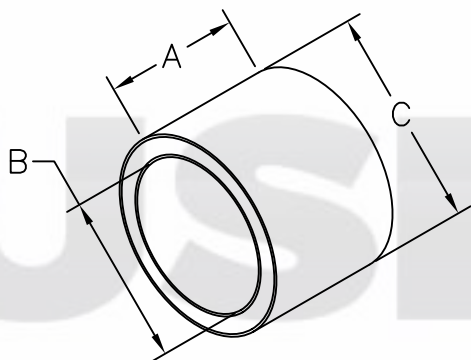
50.09 - A = Ø50,2mm B = Ø60

50.57 - A = Ø50,2mm B = Ø59,5mm



50.10

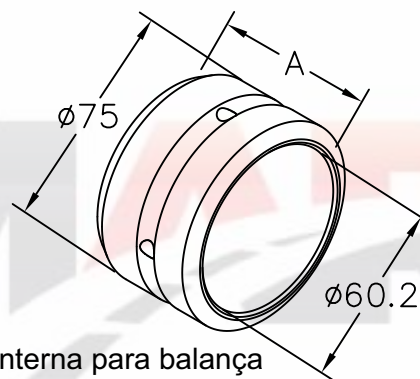
Bucha da ponteira do tensor do SR



Bucha externa do tensor para bucha molecular

50.11 - A = 55,5mm B = Ø58,1mm C = Ø75mm

50.12 - A = 56mm B = Ø62,8mm C = 80mm

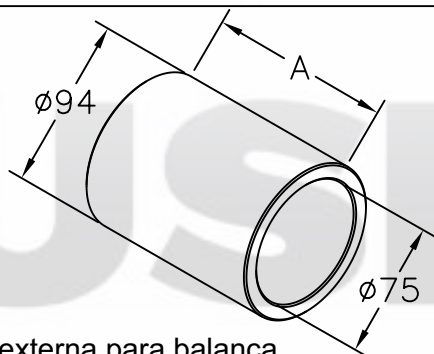


Bucha interna para balança

50.16 - A = 55mm (SR)

50.17 - A = 45mm (TE)

50.18 - A = 65mm (SR)

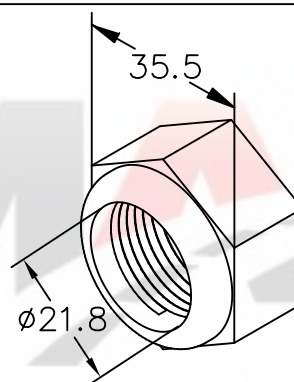


Bucha externa para balança

50.24 - A = 118mm (SR)

51.37 - A = 110mm (TE)

51.43 - A = 149mm (SR)

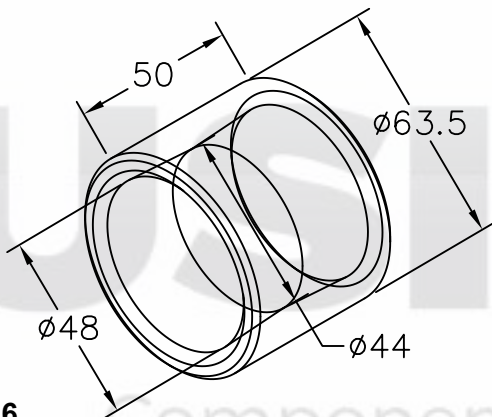


M24 x 2mm

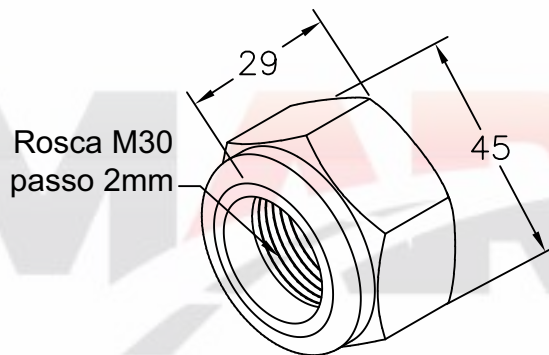
50.26

Porca auto-travante do pino tensor do SR ou TE

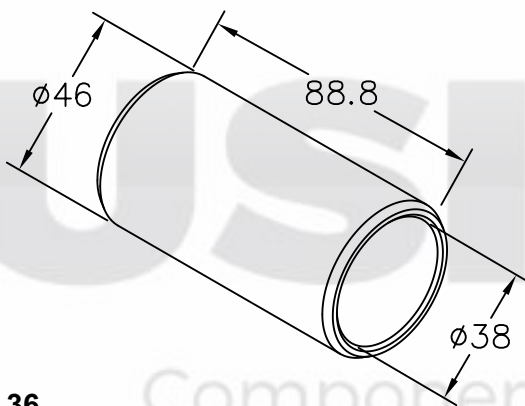
RANDON



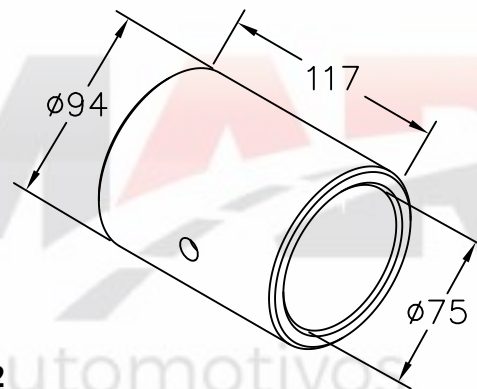
30.76
Bucha cônica da ponteira do tensor do SR



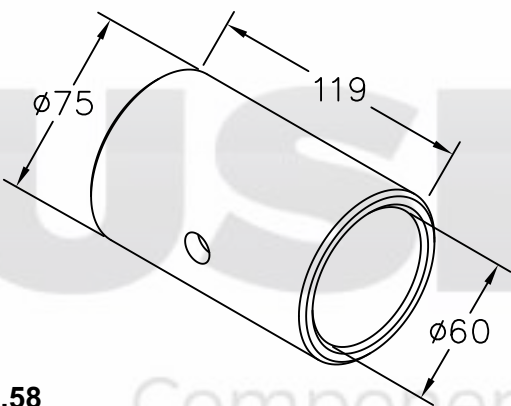
50.30
Porca auto travante do pino da balança do SR modelo 2008



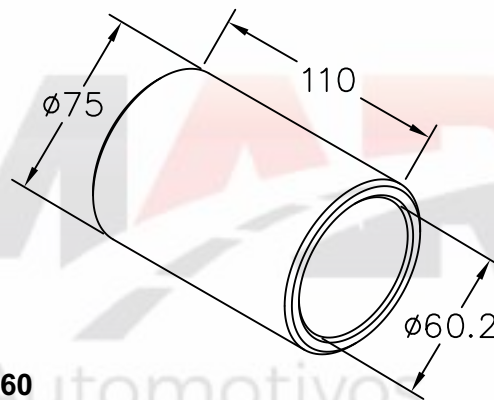
50.36
Bucha do olho da mola do TE LS individual



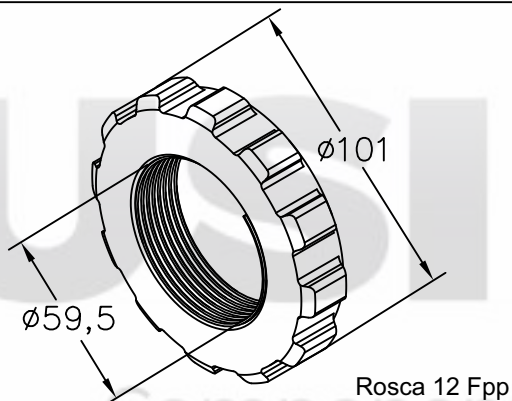
50.42
Bucha externa da balança do SR



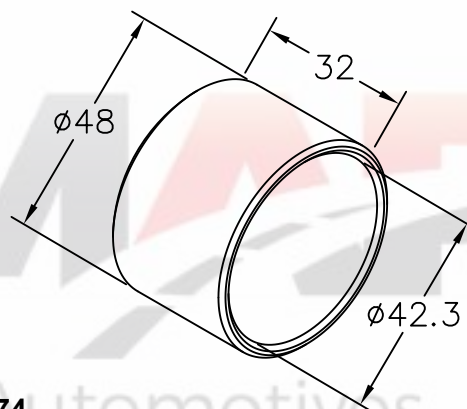
50.58
Bucha externa da balança do SR



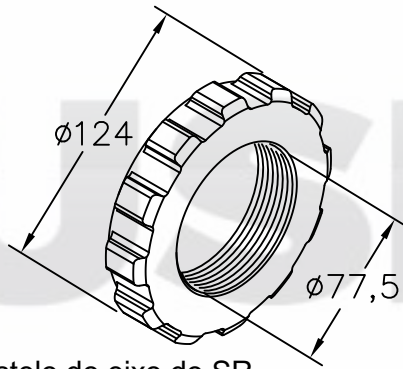
50.60
Bucha interna da balança do TE



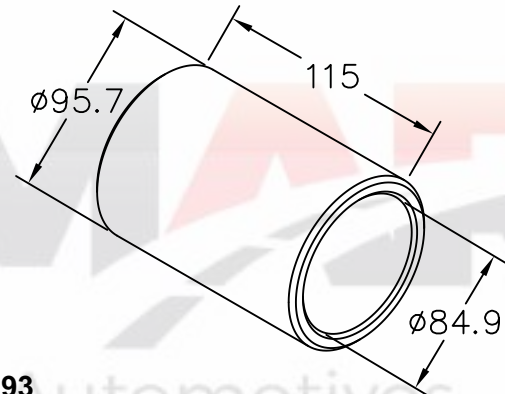
50.65
Porca castelo do eixo do TE



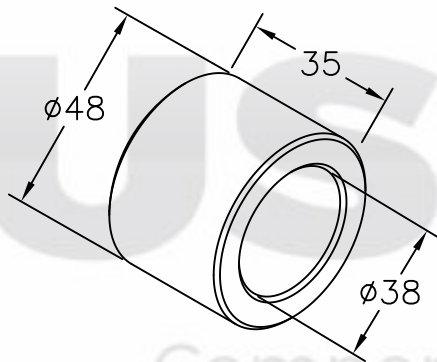
50.74
Bucha de ferro do varão do "S" do SR



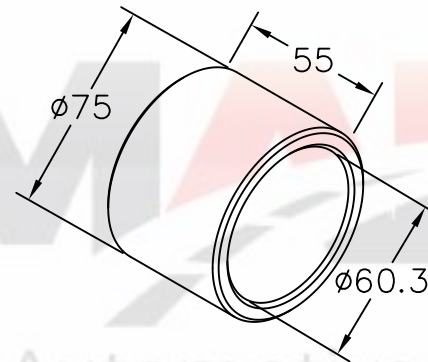
Porca castelo do eixo do SR
30.80 - Rosca 12 Fpp
50.68 - Rosca 10 Fpp



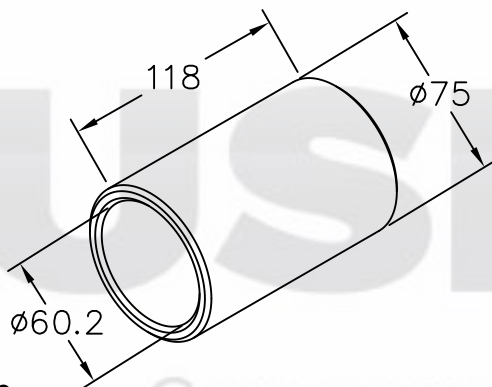
50.93
 Bucha externa da balança do SR 2008



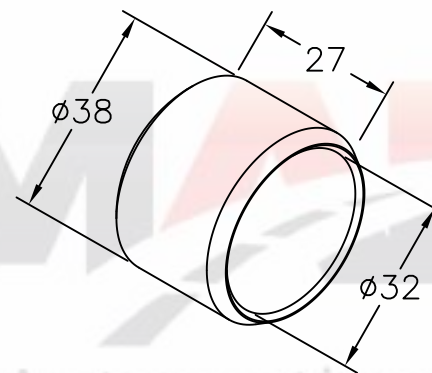
50.98
 Bucha de ferro do varão do "S" (freio Master)



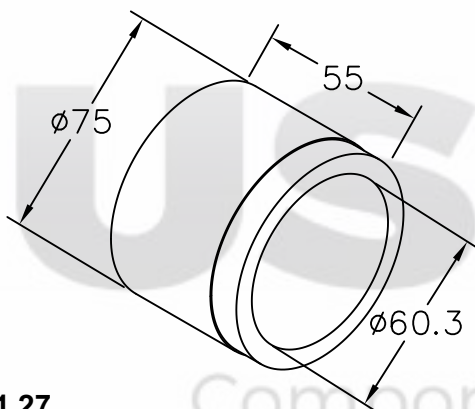
51.03
 Bucha interna da balança do SR



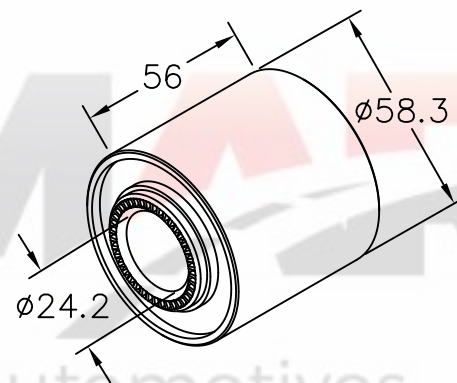
51.09
 Bucha interna da balança do SR



51.10
 Bucha de ferro do pino da sapata do freio do SR



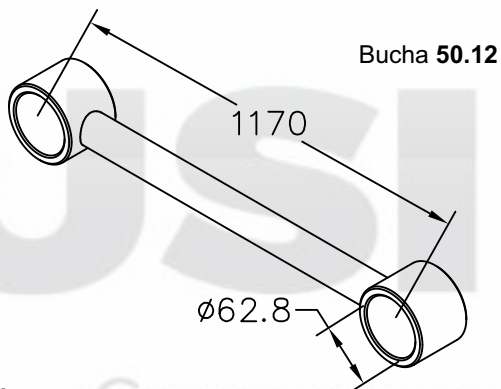
51.27
 Bucha interna da balança do TE ou SR



90.63
 Bucha Molecular 2000

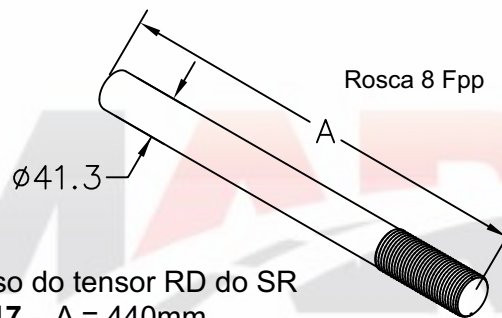


RANDON



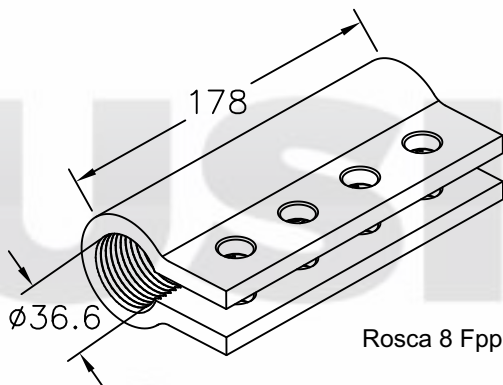
60.01

Tensor fixo 1170mm do SR distanciado



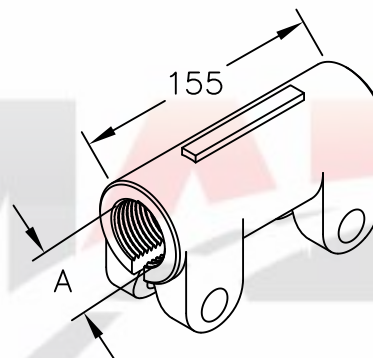
Fuso do tensor RD do SR

- 60.17 - A = 440mm
- 60.18 - A = 570mm
- 60.19 - A = 600mm
- 60.20 - A = 486mm
- 60.21 - A = 800mm



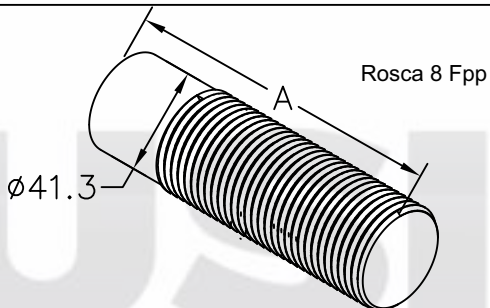
60.22

Luva do tensor do TE ou SR

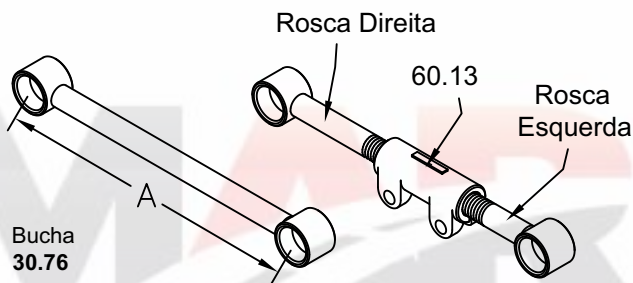


Luva fundida do tensor

- 60.23 - A = Ø36,6mm (Rosca 8fpp)
- 60.13 - A = Ø31mm (Rosca 10fpp)



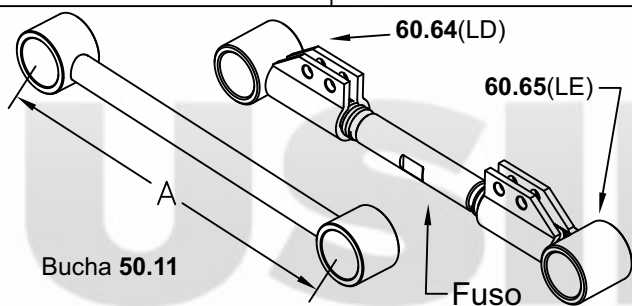
Fuso do tensor do SR



Tensor do SR com bucha cônica

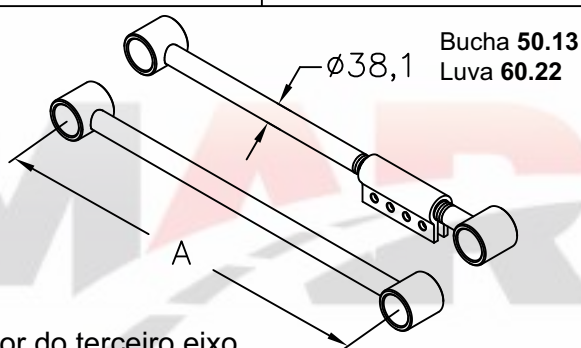
ROSCA ESQUERDA	ROSCA DIREITA
60.15 - A = 134mm	61.16 - A = 134mm
60.16 - A = 250mm	61.17 - A = 250mm
	61.81 - A = 350mm

REGULÁVEL	FIXO
60.25 - A = 484 mm	60.26 - A = 484 mm
60.27 - A = 530 mm	60.28 - A = 530 mm



Tensor do SR 2000 em chapa

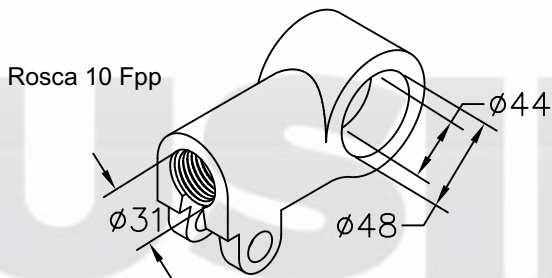
REGULÁVEL	FIXO	FUSO
60.29 - A = 480mm	60.30 - A = 480mm	60.39 - 330mm
60.31 - A = 510mm	60.32 - A = 510mm	60.40 - 365mm



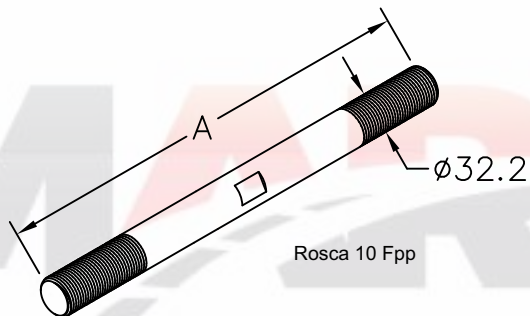
Tensor do terceiro eixo

TRASEIRO - A = 630	DIANTEIRO - A = 820
60.52 - Regulável	60.50 - Regulável
60.53 - Fixo	60.51 - Fixo

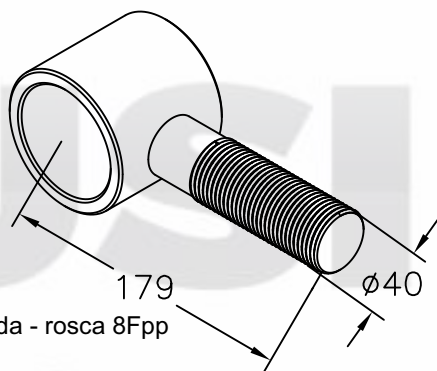
RANDON



Rosca 10 Fpp
60.54 - Rosca direita
60.55 - Rosca esquerda

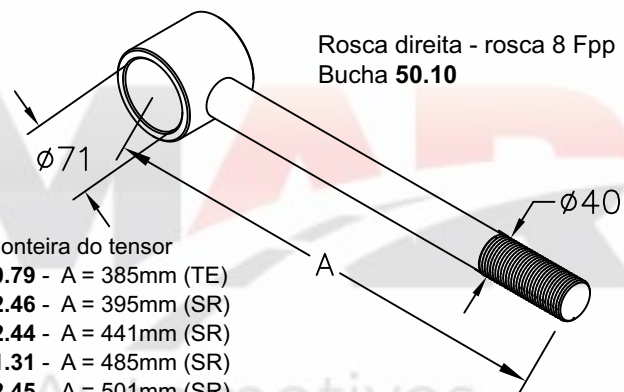


Fuso do tensor regulável do SR
60.75 - A = 388mm
60.77 - A = 330mm



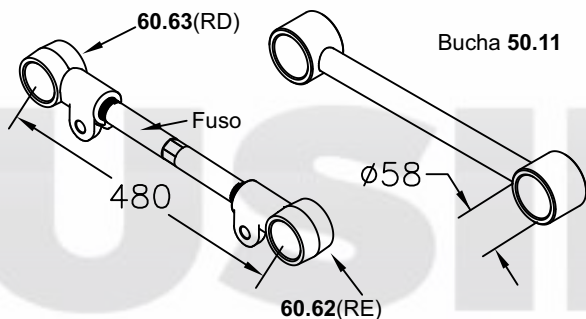
Rosca esquerda - rosca 8Fpp
 Bucha **50.10**

60.78
 Ponteira do tensor do TE



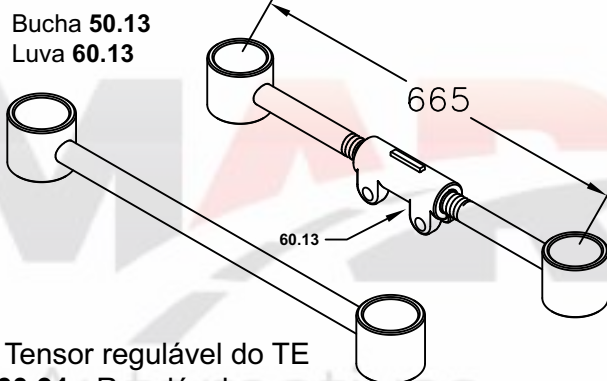
Rosca direita - rosca 8 Fpp
 Bucha **50.10**

Ponteira do tensor
60.79 - A = 385mm (TE)
62.46 - A = 395mm (SR)
62.44 - A = 441mm (SR)
61.31 - A = 485mm (SR)
62.45 - A = 501mm (SR)
61.39 - A = 531mm (SR)
61.46 - A = 600mm (SR)

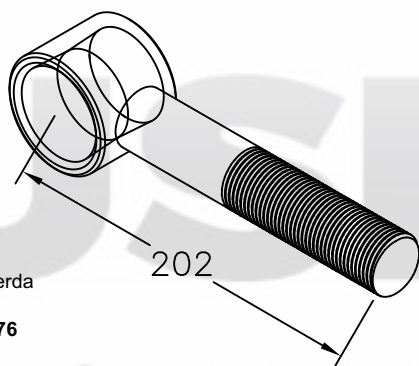


Tensor do SR 2000 luvas fundidas

REGULÁVEL	FIXO	FUSO
60.90 - A = 480mm	60.30 - A = 480mm	61.22 - 370mm
61.19 - A = 535mm	60.34 - A = 535mm	61.20 - 430mm

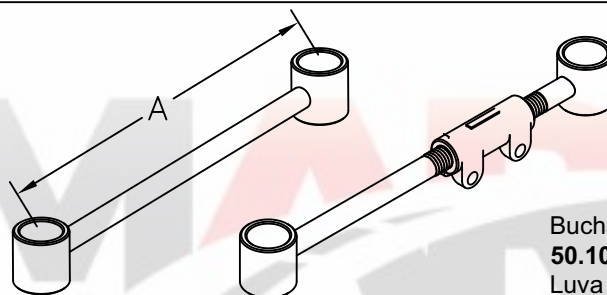


Tensor regulável do TE
60.91 - Regulável
62.16 - Fixo



Rosca esquerda
 10Fpp
 Bucha **30.76**

61.07
 Ponteira do tensor do SR com bucha cônica



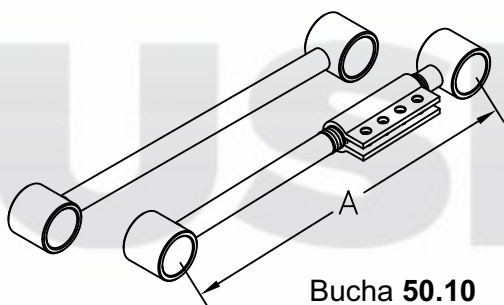
Tensor modelo 97

Bucha **50.10**
 Luva **60.13**

A = 632mm TE	A = 822mm SR
61.36 - Fixo	62.47 - Fixo
61.51 - Regulável	61.95 - Regulável

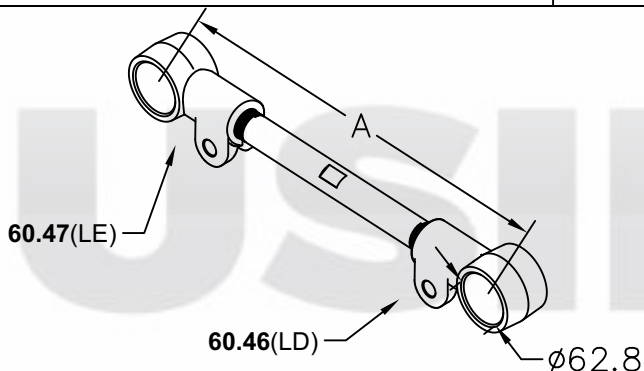
RANDON

Tensores do SR e TE

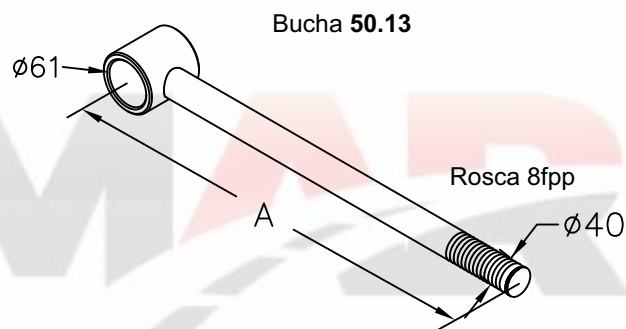


Bucha 50.10
Luva 60.22

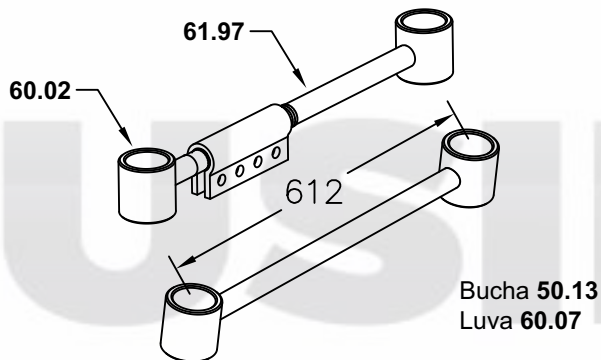
FIXO	REGULÁVEL
61.08 - A = 584mm (TE)	60.66 - A = 584mm (TE)
61.09 - A = 594mm (SR)	62.33 - A = 594mm (SR)
60.56 - A = 640mm (SR)	62.38 - A = 640mm (SR)
61.86 - A = 650mm (TE)	61.85 - A = 650mm (TE)
61.68 - A = 684mm (SR)	60.05 - A = 684mm (SR)
	62.12 - A = 700mm (SR)
62.17 - A = 730mm (SR)	60.80 - A = 730mm (SR)
62.40 - A = 800mm (SR)	61.10 - A = 800mm (SR)
	62.13 - A = 850mm (SR)



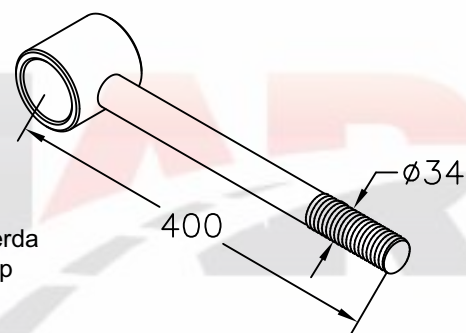
Tensor regulável com luvas fundidas
61.88 - A = 520mm
61.89 - A = 560mm



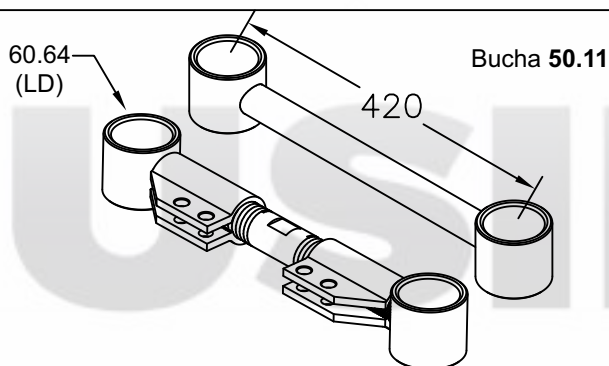
Ponteira do TE tensor regulável
61.93 - A = 190mm Rosca Direita
61.92 - A = 420mm Rosca Esquerda
61.94 - A = 610mm Rosca Esquerda



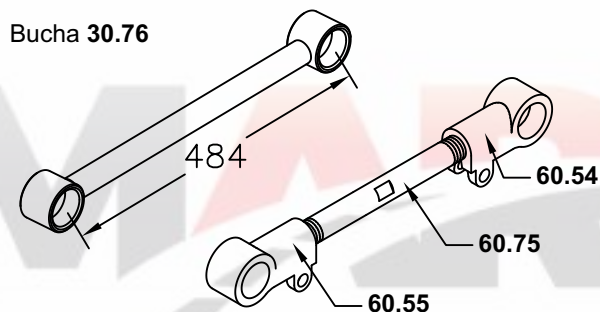
Tensor do TE LS
61.96 - Regulável
61.42 - Fixo



Rosca esquerda
Rosca 10 Fpp
Bucha 50.13
Ponteira do tensor regulável
61.97 - A = 400mm (TE LS)
60.69 - A = 610mm (TE)

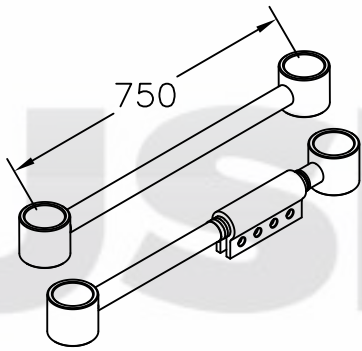


Tensor do SR carrega tudo
62.02 - Regulável
62.37 - Fixo



Tensor regulável buchas fundidas cônicas do SR
62.10 - Tensor regulável
60.26 - Tensor fixo

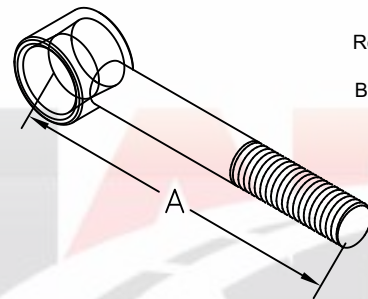
RANDON



Bucha 50.10
Luva 60.22

Tensor Regulável do TE Dianteiro

62.35 - Fixo
62.36 - Regulável



Rosca direita
10fpp
Bucha 30.76

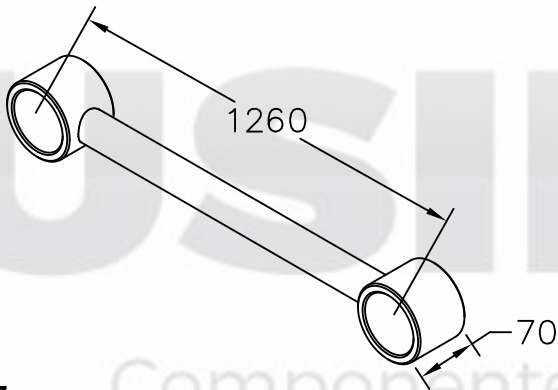
Ponteira do tensor do SR com bucha cônica

62.42 - A = 168mm

62.43 - A = 252mm

61.06 - A = 262mm

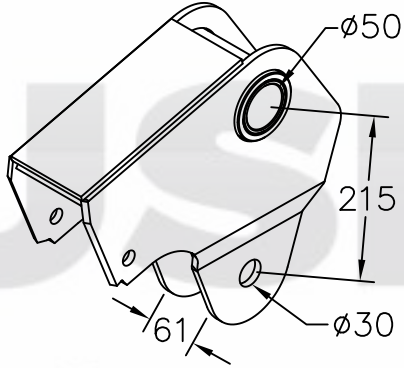
62.41 - A = 308mm



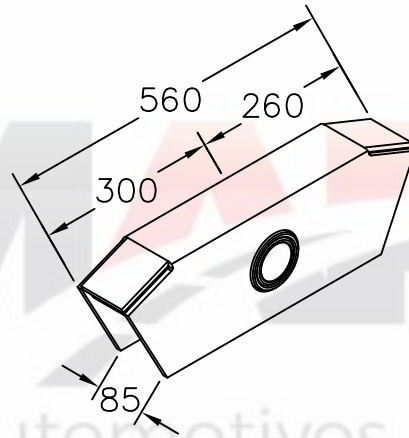
62.77

Tensor fixo do SR distanciado 2018

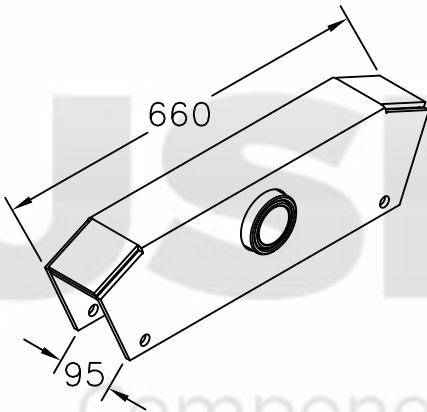
RANDON



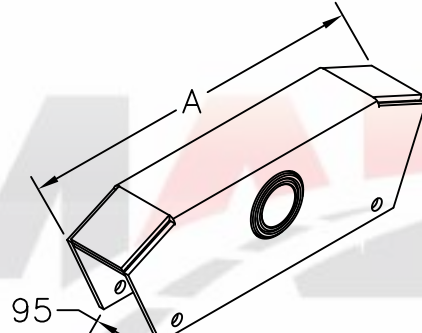
70.01
Balança Suspensão Distanciada Curta p/ pino Ø50mm



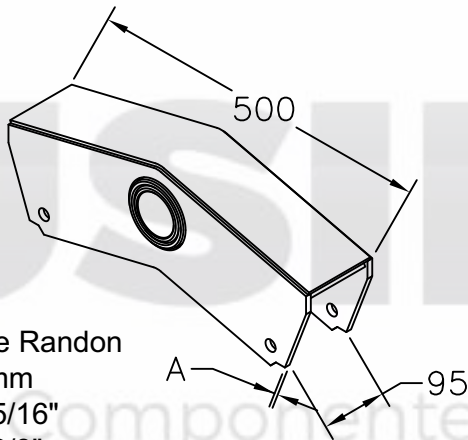
70.02
Balança do TE p/ pino Ø60



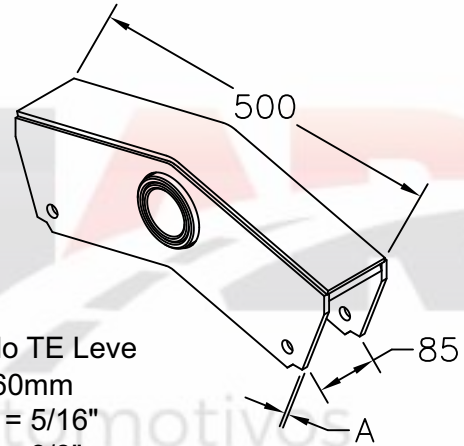
70.03
Balança p/ pino Ø 60mm do SR ANTIGO



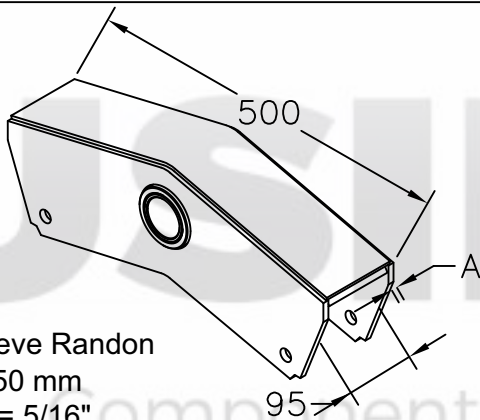
Balança do SR p/ pino Ø60
70.05 - A = 545mm
77.44 - A = 600mm



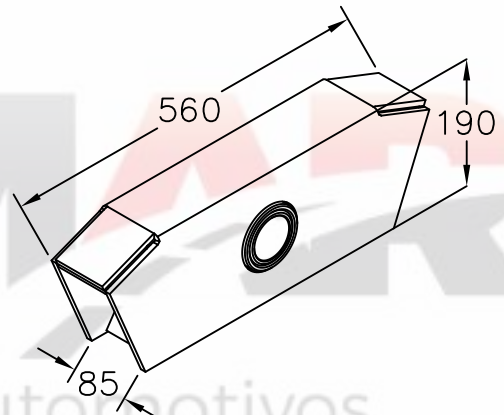
Balança Leve Randon
p/ pino Ø60mm
70.08 - A = 5/16"
70.07 - A = 3/8"



Balança do TE Leve
p/ pino Ø60mm
70.09 - A = 5/16"
73.17 - A = 3/8"

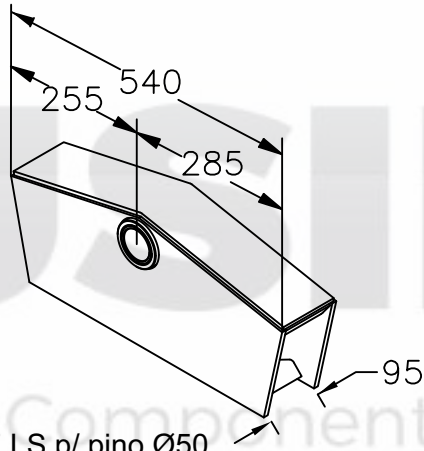


Balança Leve Randon
p/ pino Ø 50 mm
70.10 - A = 5/16"
71.68 - A = 3/8"

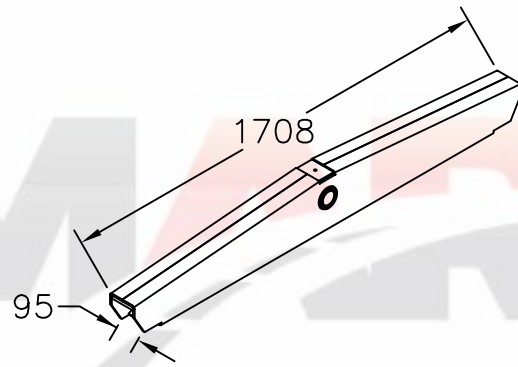


70.12
Balança do TE Centralizada p/ pino Ø 60mm

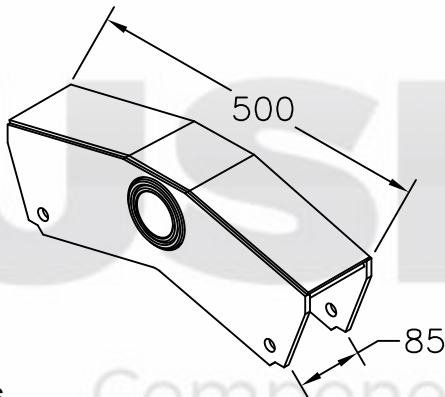
RANDON



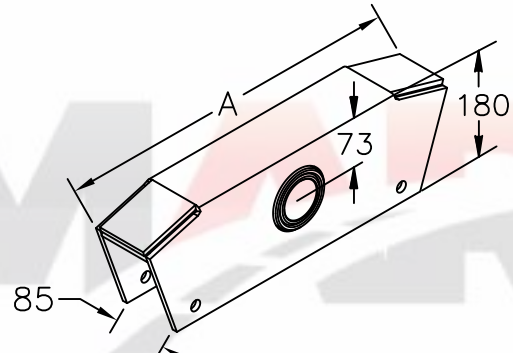
70.13
Balança TE LS p/ pino Ø50



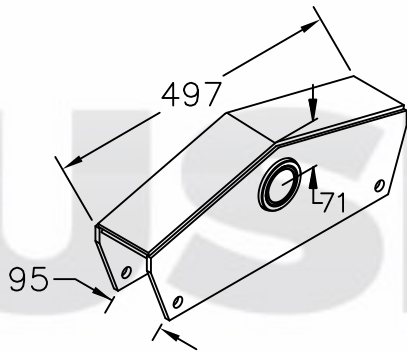
Balança do SR pino (suspensão distanciada)
70.14 - P/ pino Ø50mm
70.15 - P/ pino Ø60mm



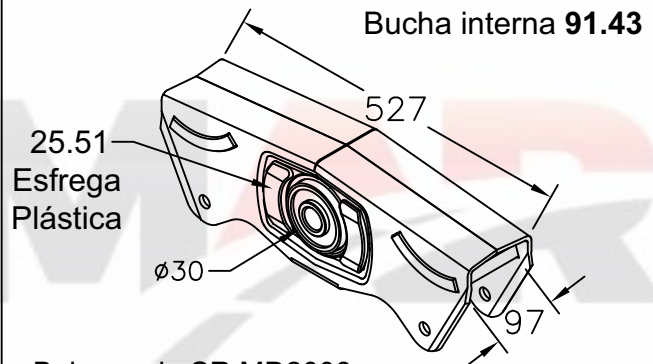
70.16
Balança do TE p/ pino Ø60mm



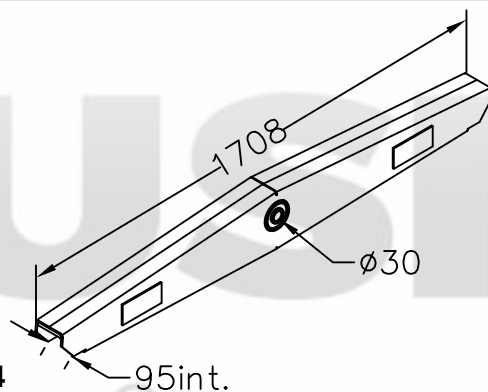
Balança do TE p/ pino Ø60mm
70.19 - A = 560mm
77.43 - A = 600mm



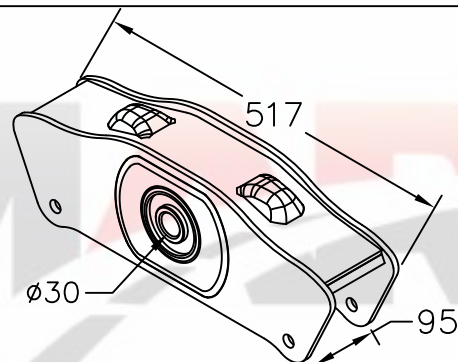
Balança Dolly/Carrega Tudo do SR
70.20 - P/ pino Ø50mm
75.36 - P/ pino Ø60mm



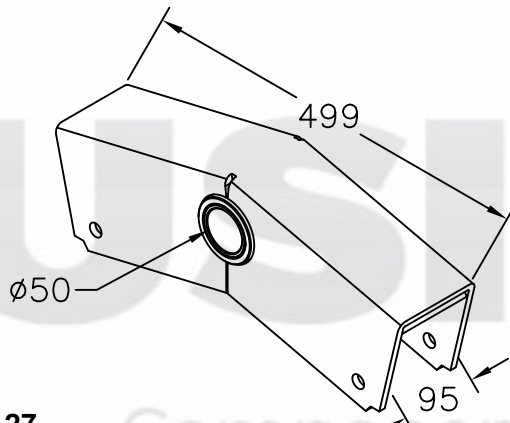
Balança do SR MD2008
70.22 - C/ bucha molecular
70.23 - S/ bucha molecular



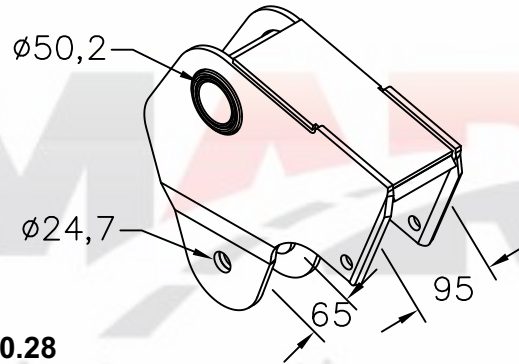
70.24
Balança bucha silenciosa da suspensão
distanciada 2 eixos do SR 2009



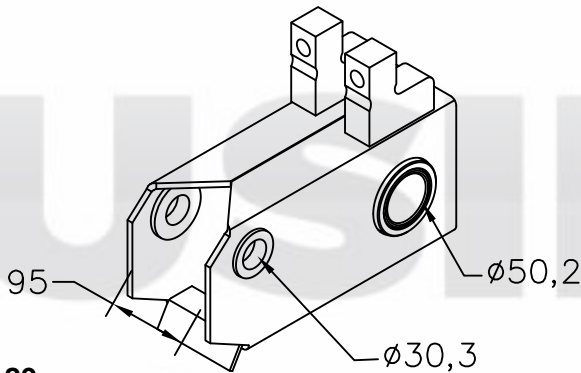
Balança do SR Linha R modelo 2011
70.25 - C/ bucha molecular
70.26 - S/ bucha molecular



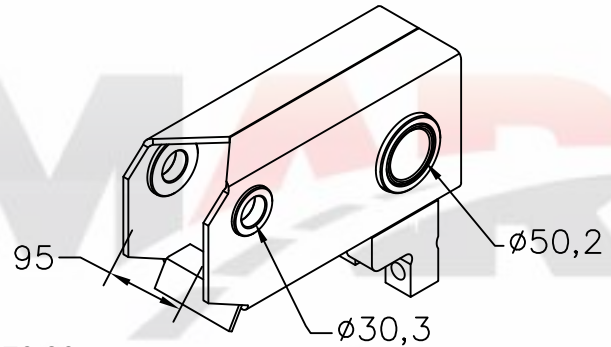
70.27
Balança do SR modelo dobrada



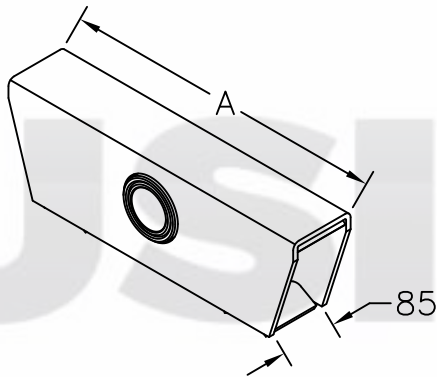
70.28
Balança Suspensão dois eixos distanciada SR Vanderleia



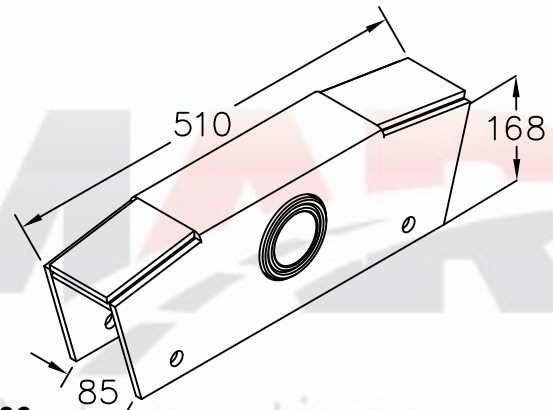
70.29
Balança Dianteira do SR Silo suspensão distanciada a partir de 96



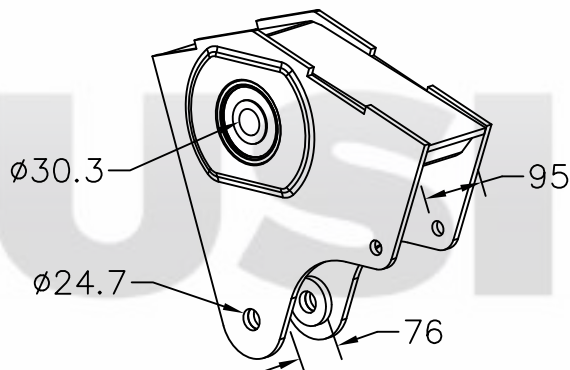
70.30
Balança Traseira do SR Silo suspensão distanciada a partir de 96



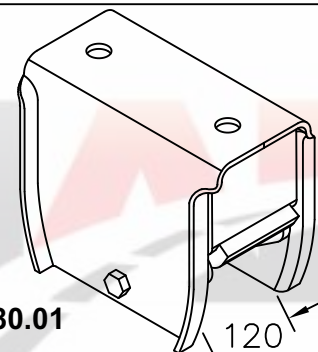
Balança do TE p/ pino Ø 60mm
70.34 - A=500mm
70.35 - A=550mm



70.36
Balança do TE para pino Ø60 mm

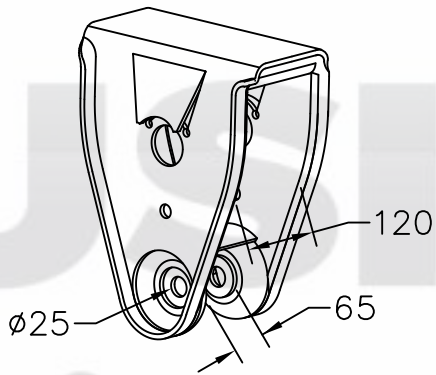


77.14
Balança curta c/ bucha molecular do SR distanciado

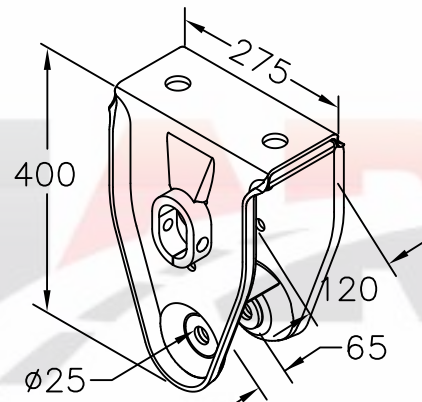


Deslizante 80.01
Suporte traseiro do SR com esfrega móvel
71.62 - Com esfrega móvel
71.63 - Sem esfrega móvel

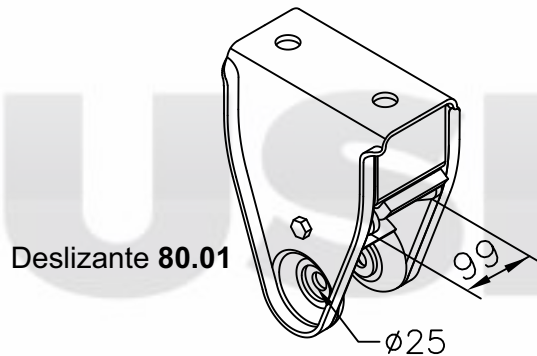
RANDON



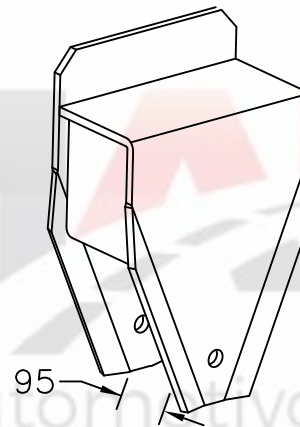
71.64
Suporte central do SR para pino Ø50mm



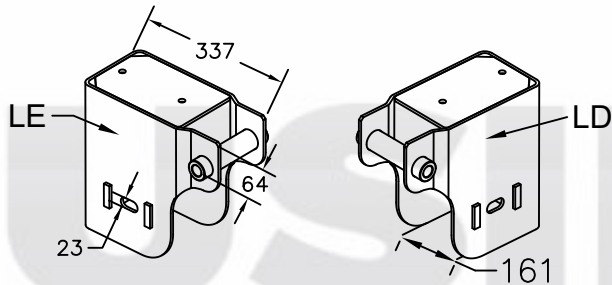
71.65
Suporte central do SR para pino Ø50mm com mancal



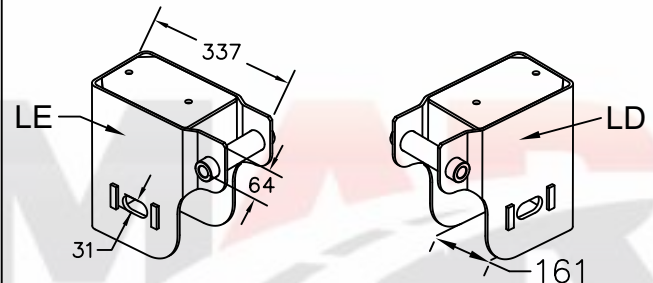
Deslizante **80.01**
Suporte dianteiro do SR
71.66 - Com esfrega móvel
71.67 - Sem esfrega móvel



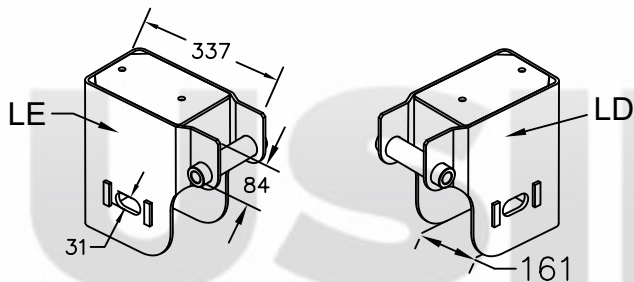
72.03
Suporte dianteiro e traseiro do SR



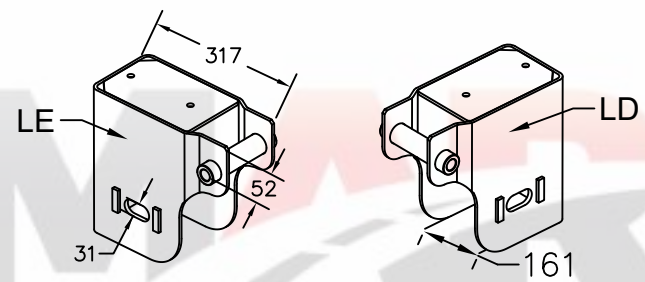
Suporte dianteiro M22 suspensão pneumática FS250 SR
72.04 - LD (81300178)
72.05 - LE (81300177)



Suporte dianteiro M30 suspensão pneumática FS250 SR
72.06 - LE (81300414)
72.07 - LD (81300415)

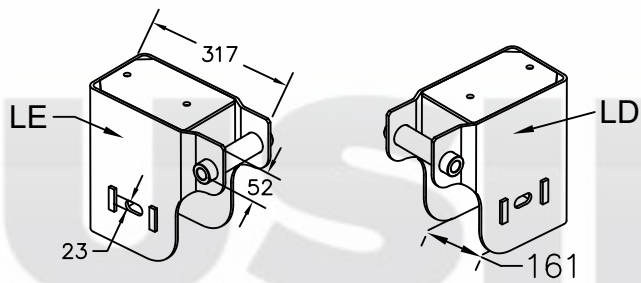


Suporte dianteiro M30x84mm suspensão pneumática FS250 SR
72.08 - LE (81300416)
72.09 - LD (81300417)

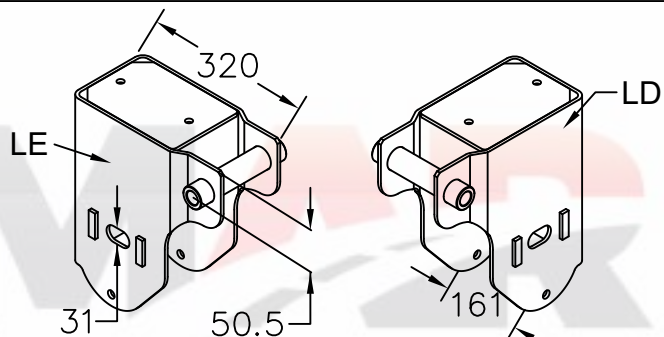


Suporte dianteiro suspensão pneumática FS250 SR
72.10 - LE
72.11 - LD
73.59 - LE em 3/8"
73.58 - LD em 3/8"

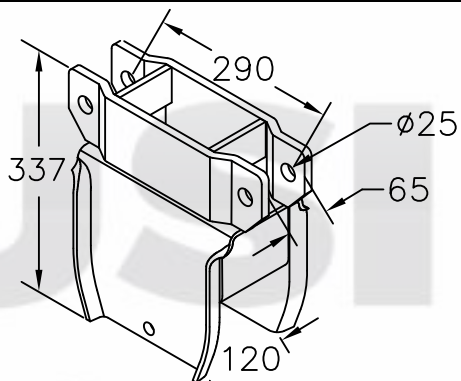
RANDON



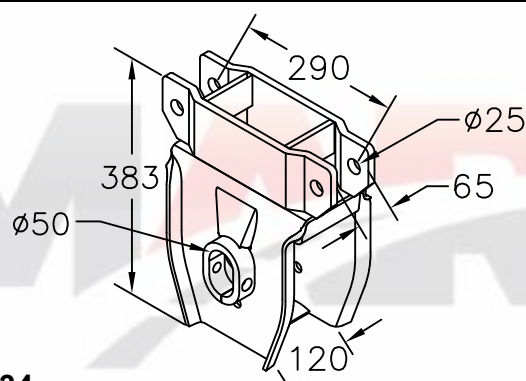
Suporte dianteiro M22 suspensão pneumática
FS250 SR
72.13 - LE
72.14 - LD



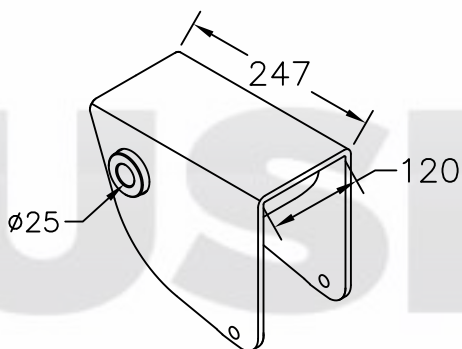
Suporte dianteiro M30 da suspensão pneumática
PSYS11T SR
75.09 - LD **77.04 - LD em 3/8"**
75.10 - LE **77.05 - LE em 3/8"**



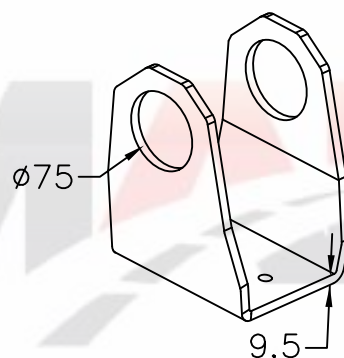
72.33
Suporte Diant/Tras do SR Suspensão Carrega
Tudo



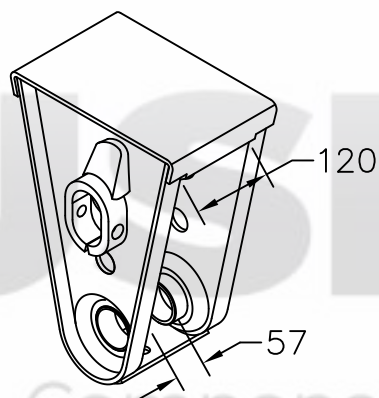
72.34
Suporte Central do SR Suspensão Carrega
Tudo



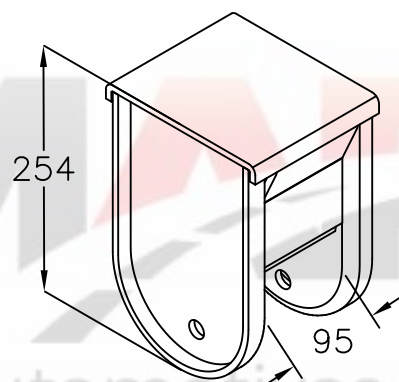
72.35
Suporte Dianteiro inclinado do SR Suspensão
Carrega Tudo



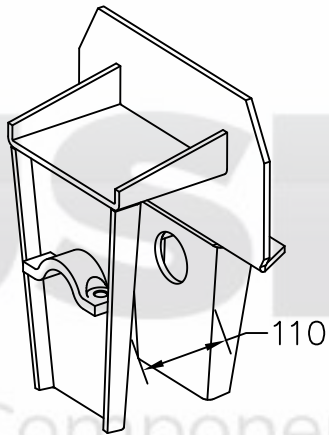
72.38
Chapa da articulação pneumática SR



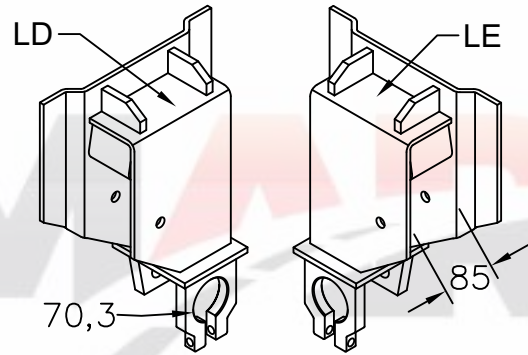
72.47
Suporte central do SR para pino $\phi 50$ mm



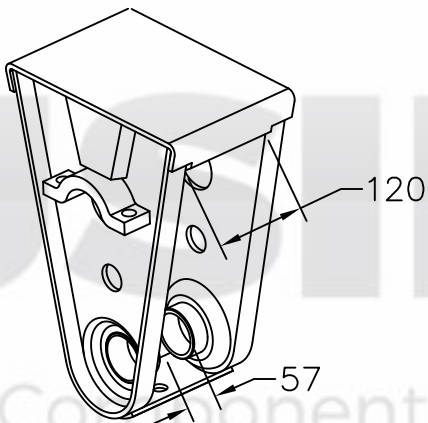
72.50
Suporte traseiro do SR



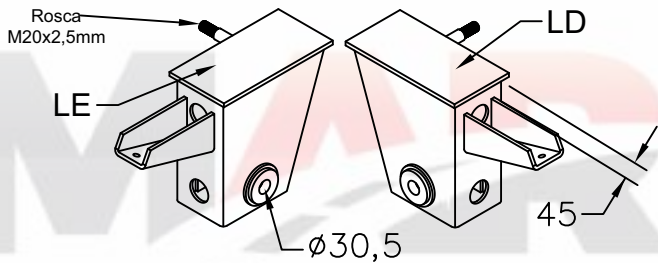
72.51
Suporte central do TE p/ pino Ø60mm



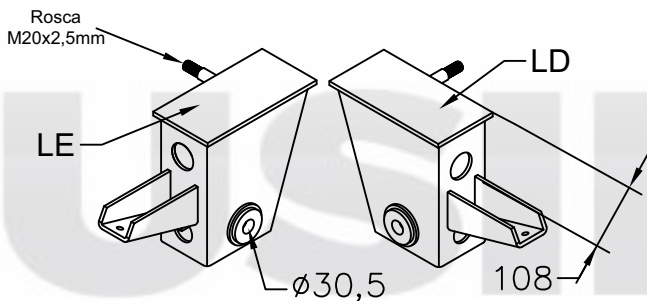
Suporte dianteiro do TE
72.53 - LD
72.54 - LE



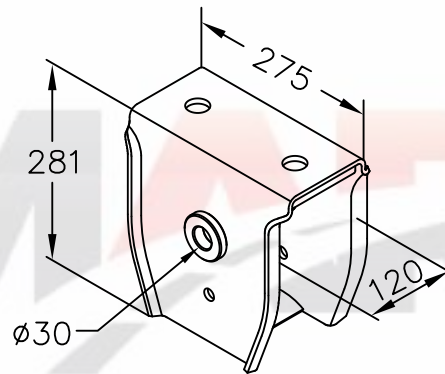
72.59
Suporte central do SR para pino ø 60mm



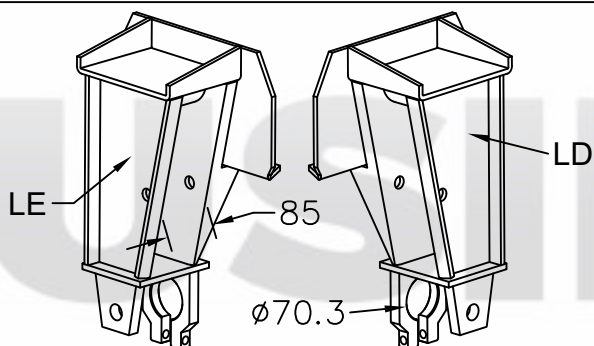
Suporte da suspensão pneumática auto direcional do SR.
72.63 - LD
72.64 - LE



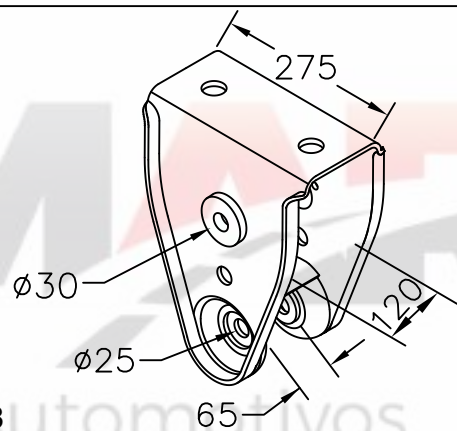
Suporte da suspensão pneumática fixa do SR
72.65 - LD
72.66 - LE



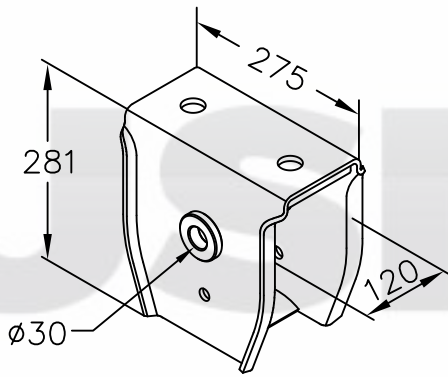
72.67
Suporte central da suspensão distanciada 2 eixos do SR 2009



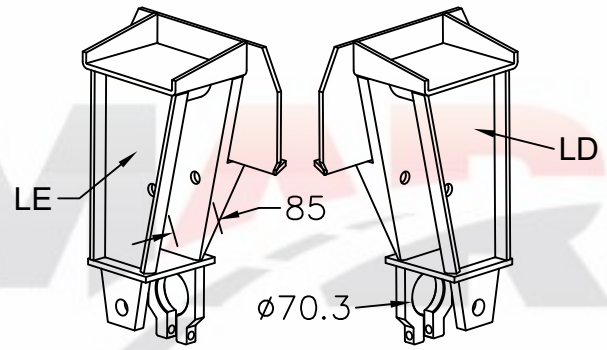
Suporte dianteiro do TE
72.76 - LD
72.77 - LE



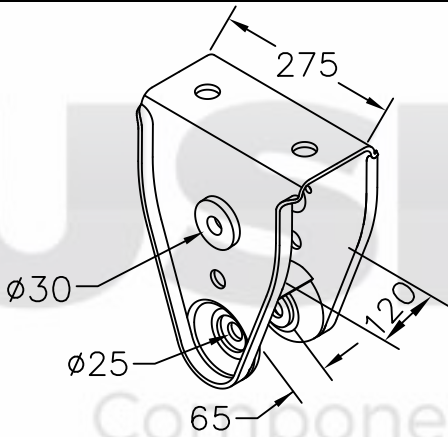
72.78
Suporte central do SR Modelo 2008



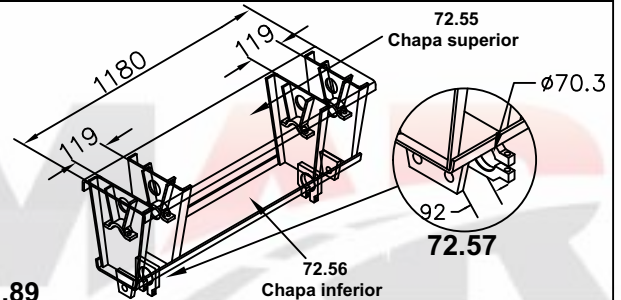
72.67
Suporte central da suspensão distanciada 2 eixos do SR 2009



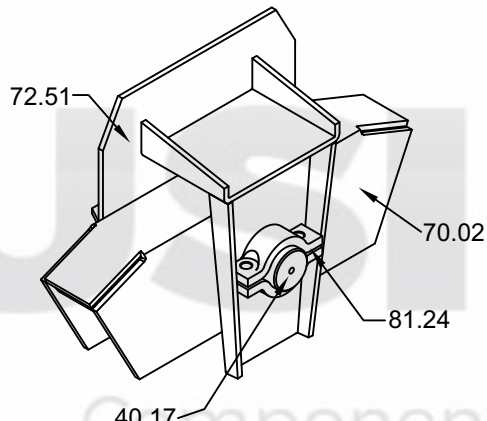
Suporte dianteiro do TE
72.76 - LD
72.77 - LE



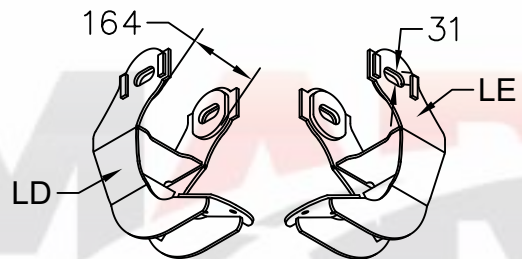
72.78
Suporte central do SR Modelo 2008



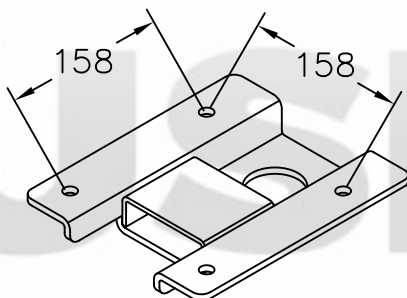
72.89
Suporte da suspensão central c/ mancal simples p/ pino Ø60mm
72.57
Suporte da suspensão central c/ mancais duplo p/ pino 60mm



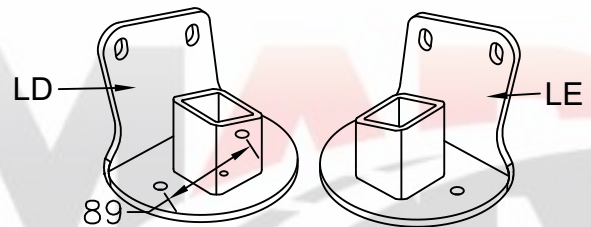
72.94
Kit do TE p/ pino Ø60



Conj. braço suspensor do eixo da suspensão pneumática SR
73.25 - LE
73.26 - LD

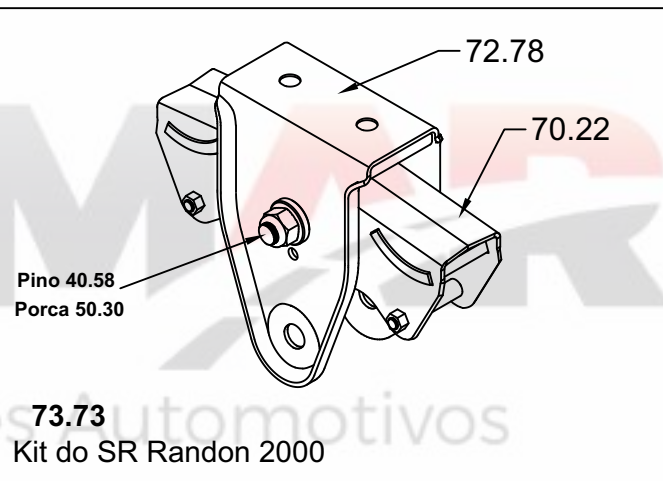
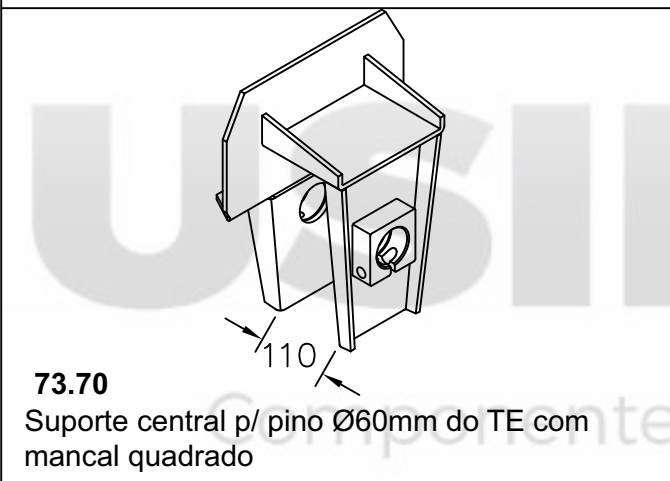
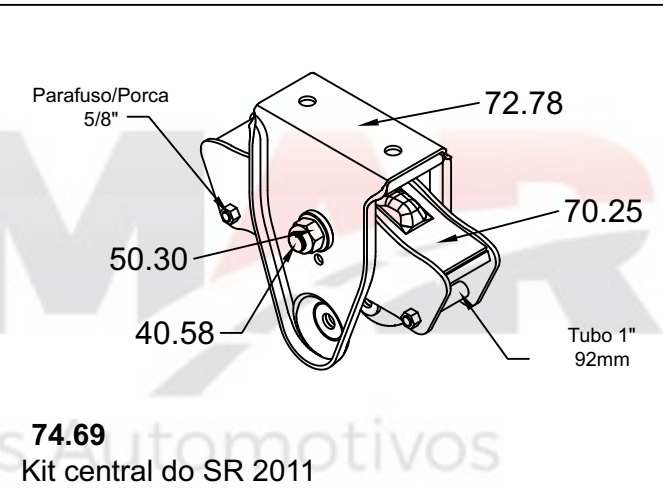
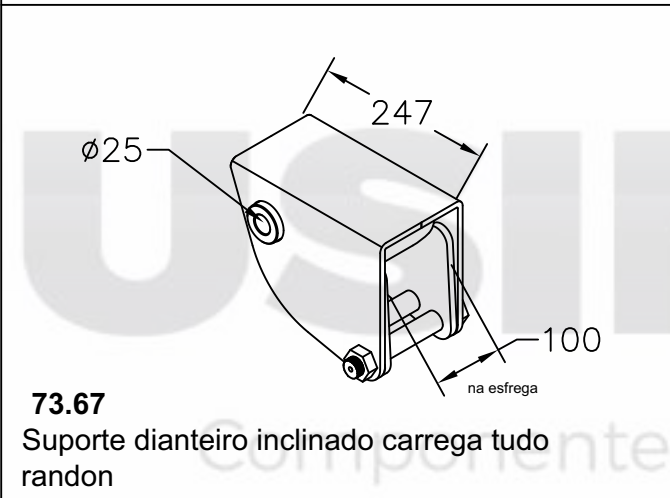
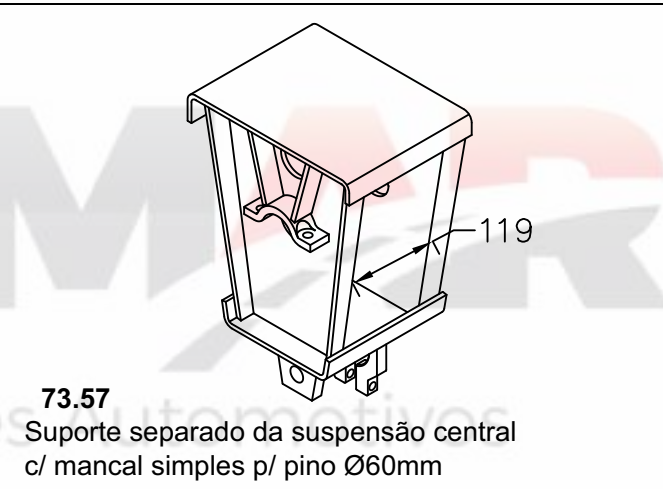
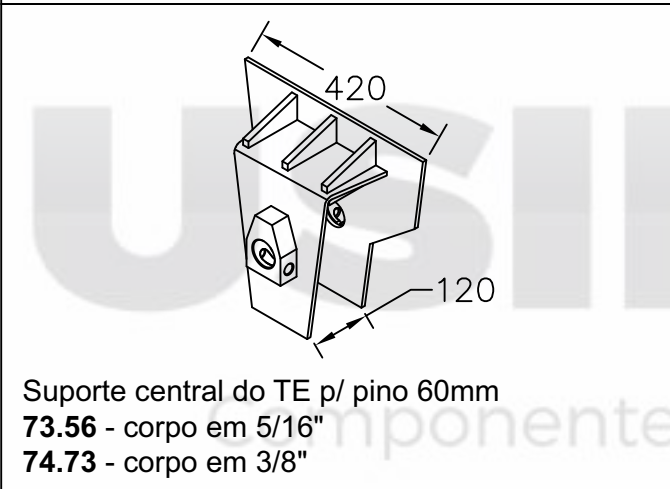
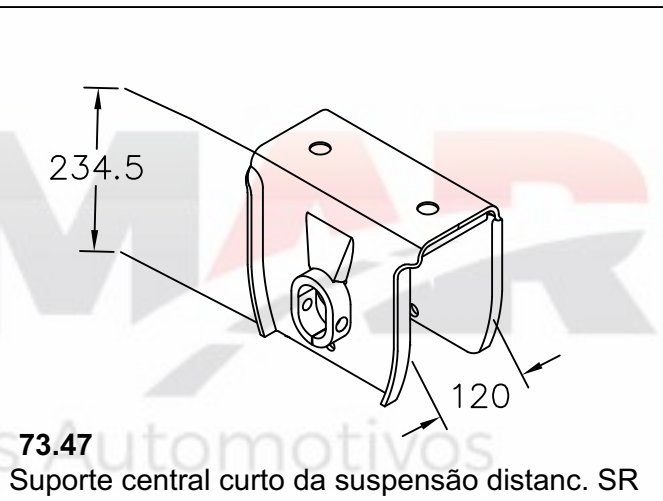
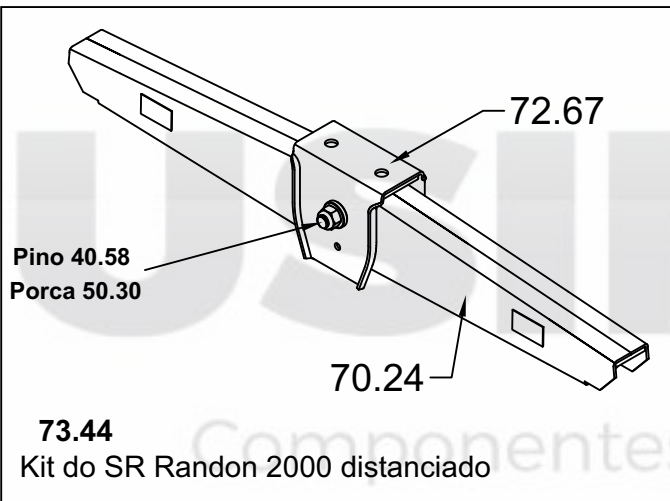


73.27
Suporte superior da bolsa grande da suspensão pneumática SR

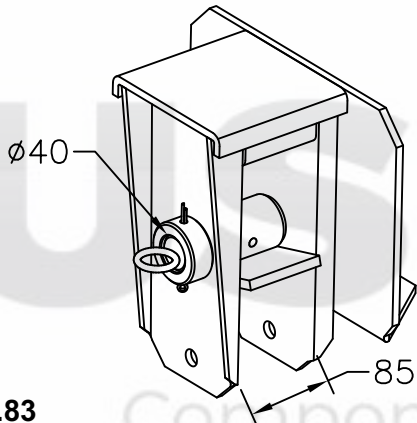


Suporte fixação bolsa do suspensor do eixo da suspensão pneumática SR
73.28 - LD
73.29 - LE

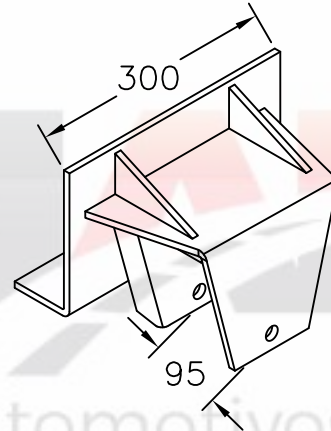
RANDON



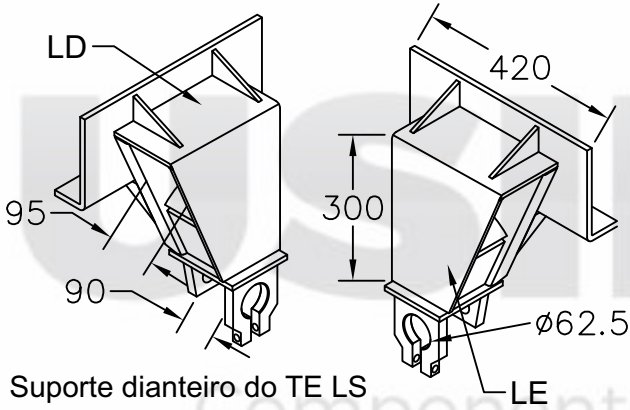
RANDON



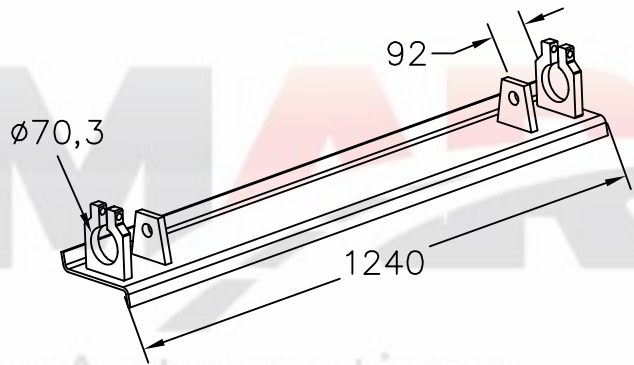
73.83
Suporte traseiro do TE



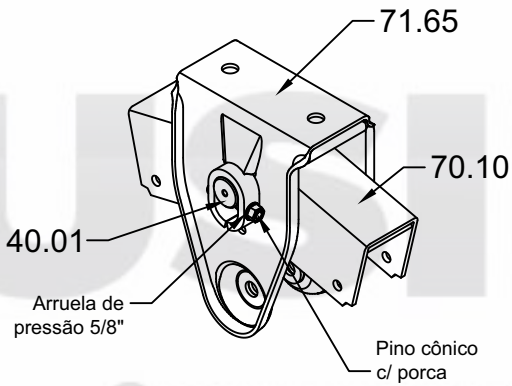
73.93
Suporte traseiro do TE LS



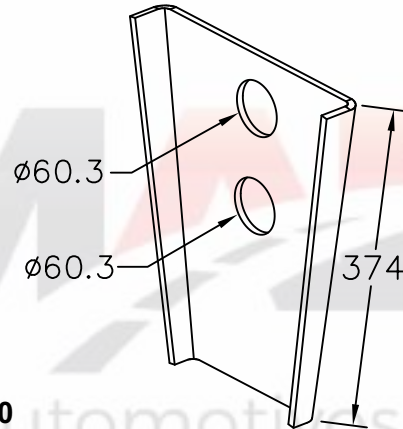
Suporte dianteiro do TE LS
73.94 - LD
73.95 - LE



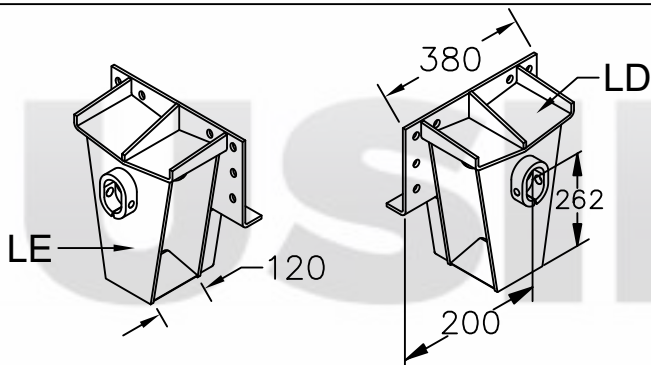
73.97
Travessa de ligação da suspensão do TE



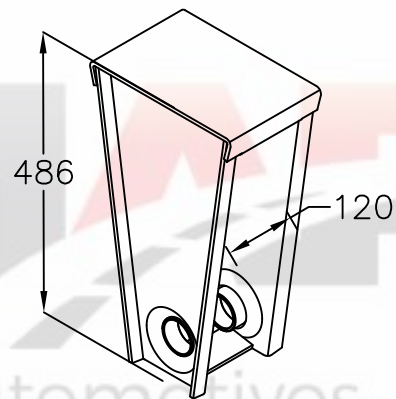
73.99
Kit central do SR pino 50mm



74.00
Lateral do suporte central do SR

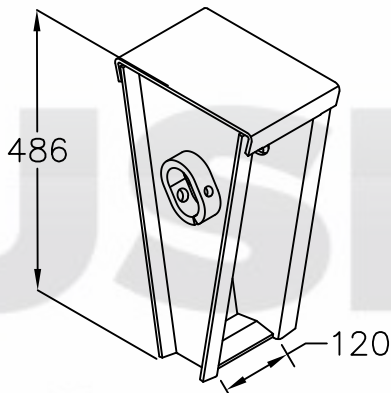


Suporte central para pino ø 50mm TE LS
74.15 - LE
74.16 - LD



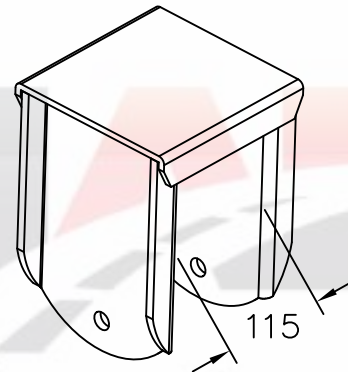
74.48
Suporte do SR suspensão distanciada

RANDON



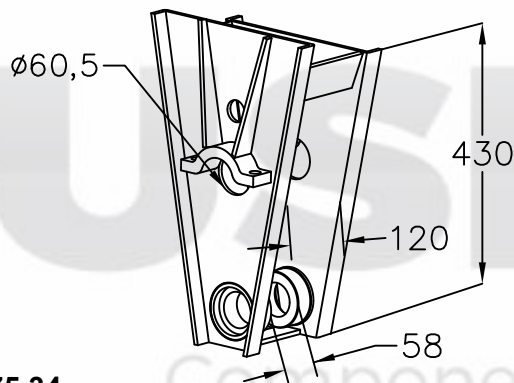
74.98

Suporte p/ pino Ø50mm do SR suspensão
distanciada



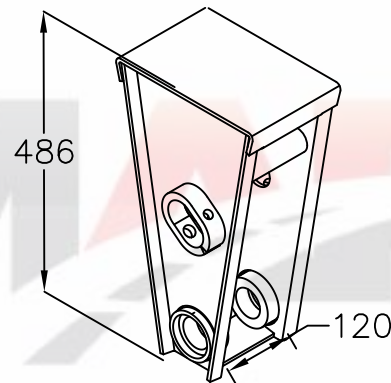
75.17

Suporte traseiro do SR suspensão distanciada



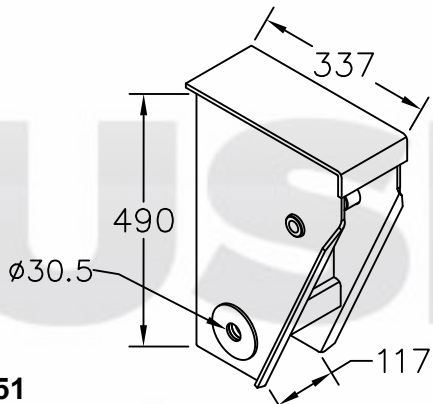
75.34

Suporte central do SR modelo Suspensys



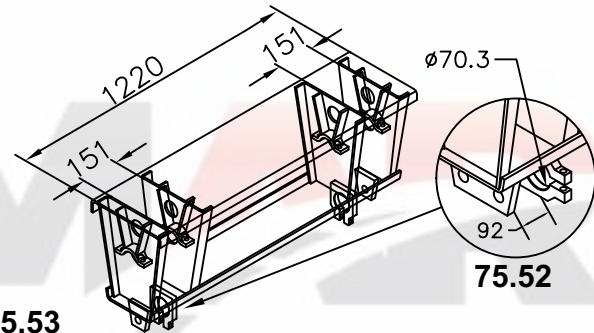
75.50

Suporte p/ pino Ø50mm do SR (suspensão
distanciada)



75.51

Suporte móvel do 1º eixo do SR (suspensão
pneumática)



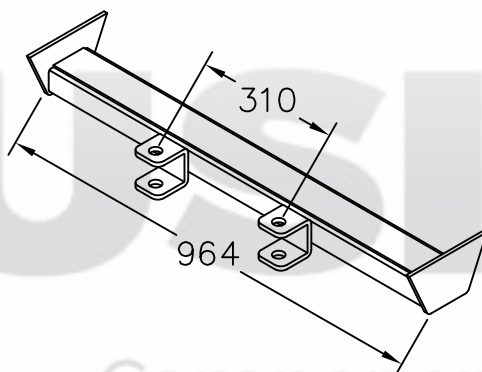
75.52

75.53

Cadeira do SR com mancais simples

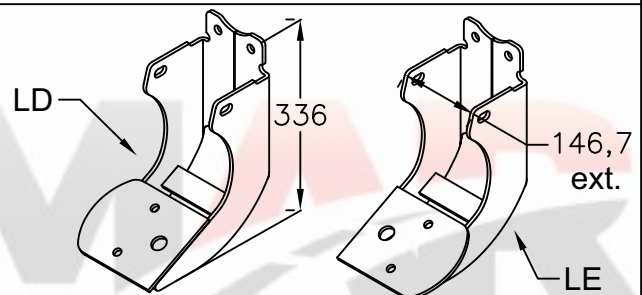
75.52

Suporte da suspensão central antigo



75.54

Suporte do amortecedor da rala mod. 2016

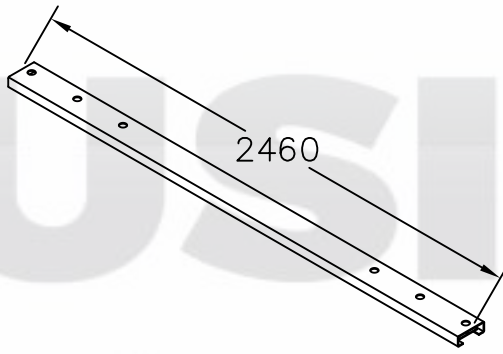


Suporte de apoio da bolsa pequena de levante
do eixo susp. pneumática SR

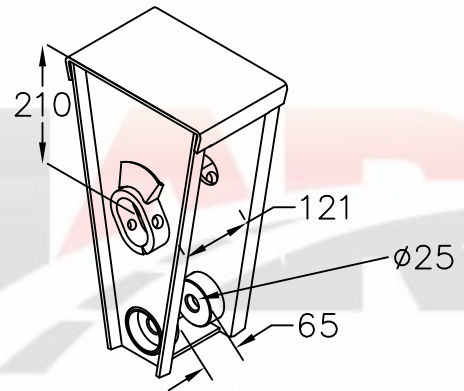
76.24 - LD

76.25 - LE

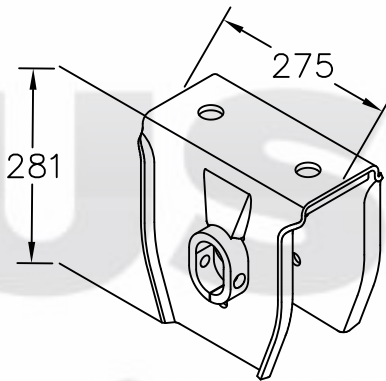
RANDON



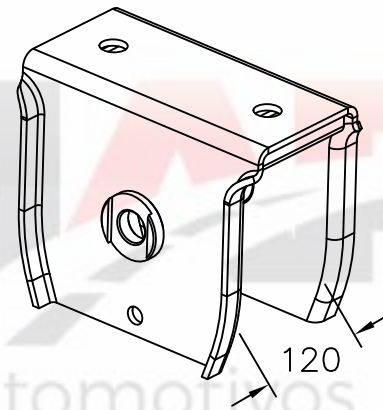
76.26
Suporte sinaleira traseira SR bitren 1° carreta



76.27
Suporte do balancim do SR p/ bucha Randon 2000

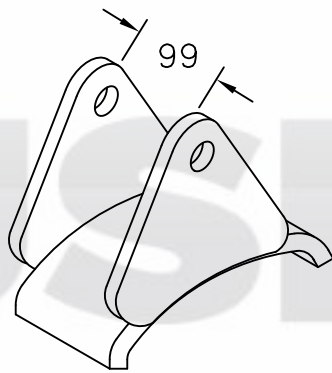


76.71
Suporte central pino $\varnothing 50\text{mm}$ da Susp. distanciada do SR



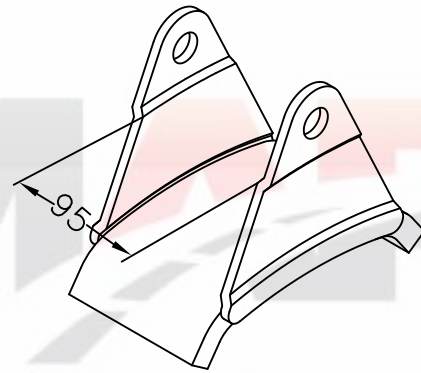
77.21
Suporte central da suspensão distanciada do SR

RANDON



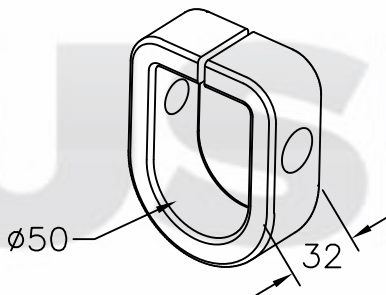
80.01

Deslizante da esfrega do suporte traseiro/dianteiro do SR



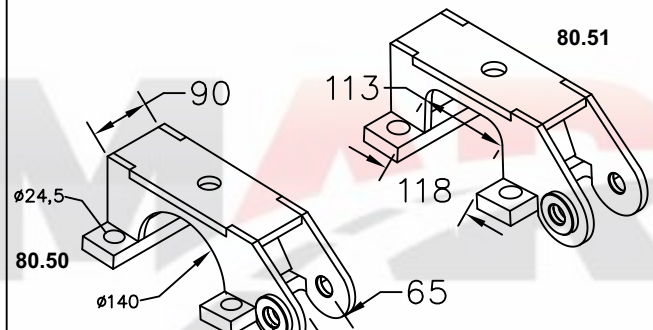
80.03

Deslizante do suporte dianteiro/traseiro lateral estampada do SR 2007



80.34

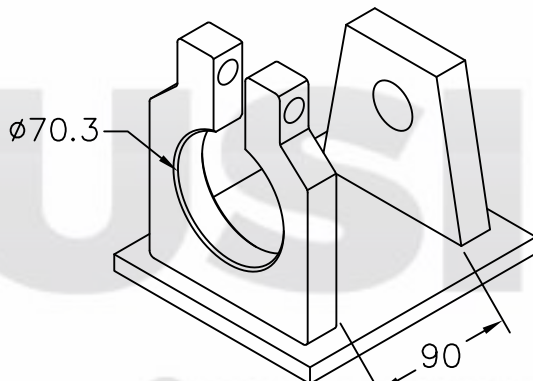
Mancal do pino da balança suporte central do SR ou TE



Sapata do SR

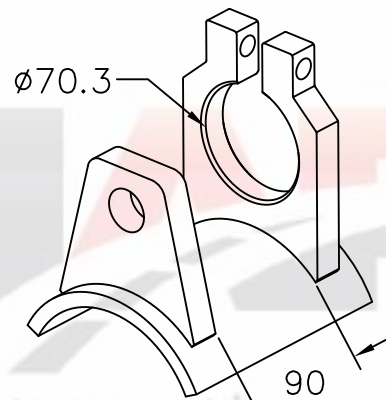
80.50 - Eixo redondo

80.51 - Eixo quadrado



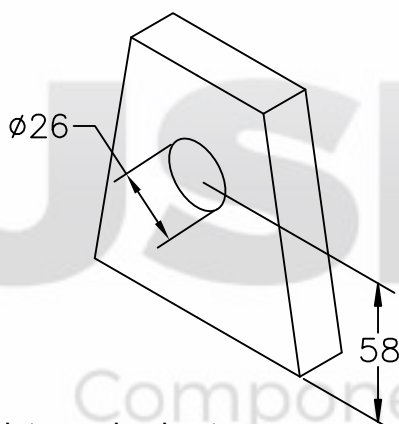
80.52

Mancal duplo do pino tensor



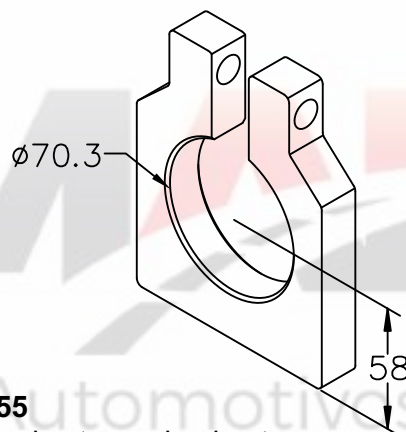
80.53

Mancal duplo do pino tensor para eixo redondo



80.54

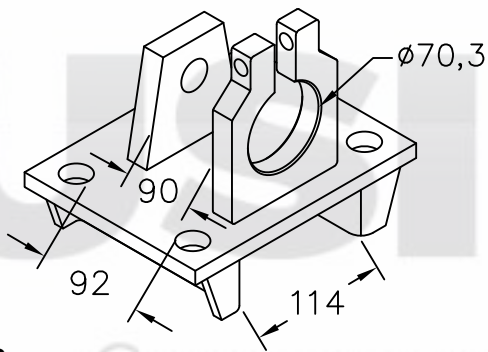
Mancal interno do pino tensor



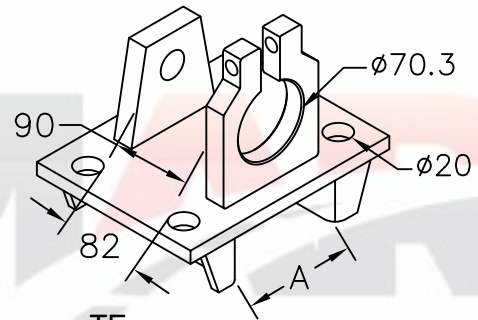
80.55

Mancal externo do pino tensor

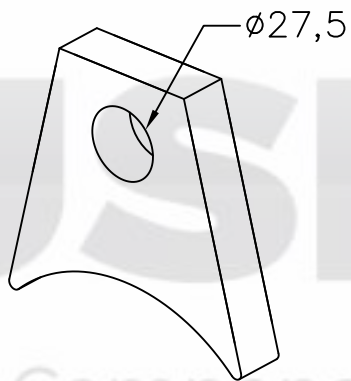
RANDON



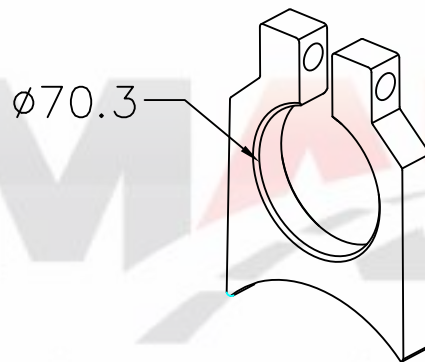
80.56
Sapata para eixo oco



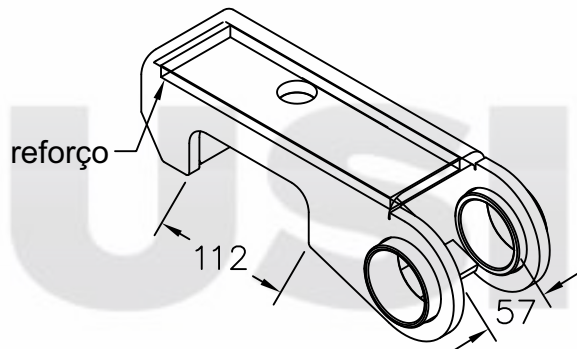
Sapata para TE
80.57 - A = 104mm (eixo maciço)
80.58 - A = 120mm
83.01 - A = 112mm



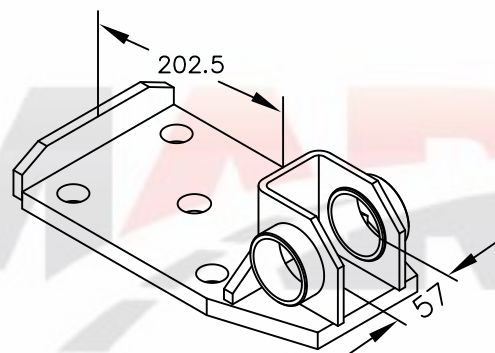
80.59
Mancal interno oval do TE ou SR



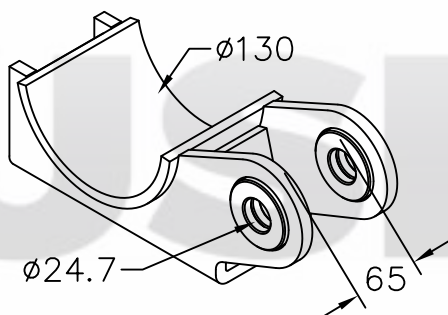
80.60
Mancal externo oval do TE ou SR



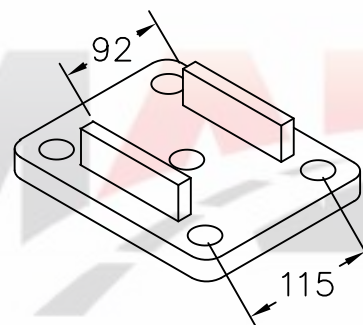
Sapata do SR (linha leve) eixo quadrado
80.86 - Sem reforço
80.89 - Com reforço



80.90
Sapata inferior para suspensão rebaixada SR Randon 96

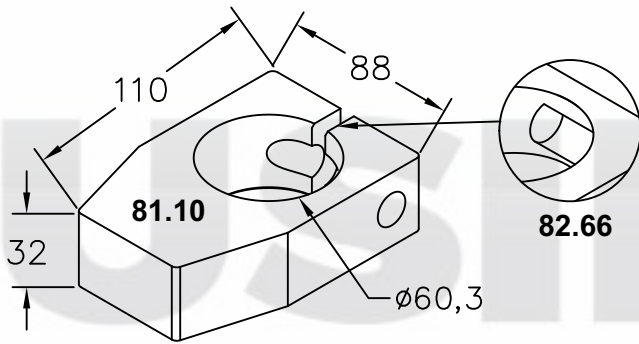


81.05
Sapata superior do SR carrega tudo

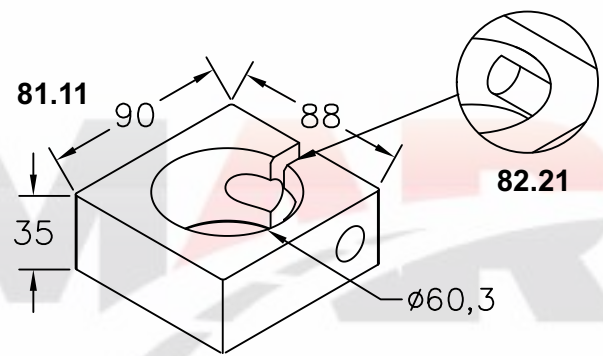


81.06
Sapata inferior do SR carrega tudo

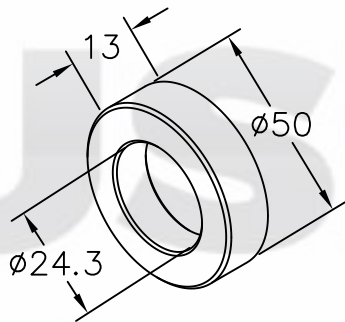
RANDON



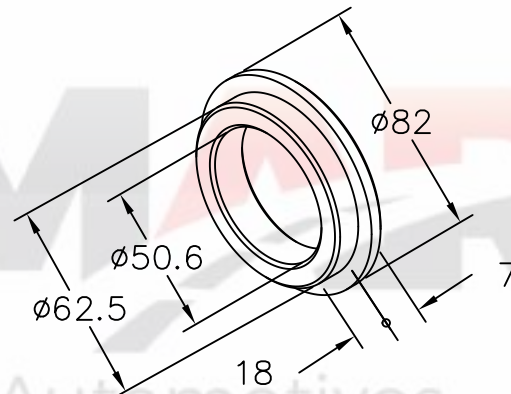
Mancal externo do pino da balança do SR
81.10 - Normal
82.66 - Mancal fechado



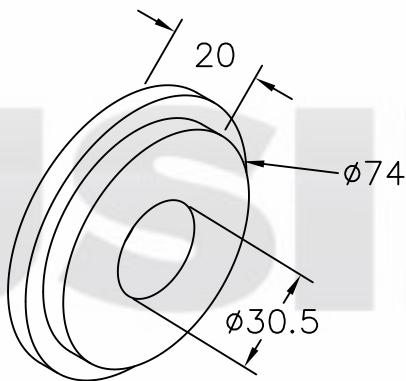
Mancal interno do pino da balança do SR
81.11 - Normal
82.21 - Mancal fechado



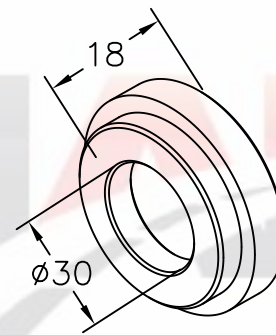
81.14
Mancal do pino tensor p/ restaurar sapatas do SR



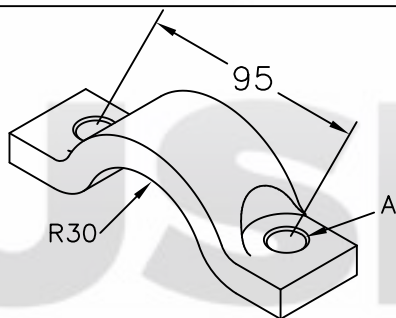
81.16
Mancal do pino do suporte central do TE LS



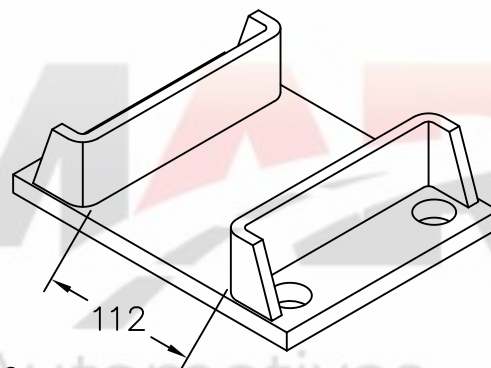
81.22
Mancal do pino no suporte da suspensão pneumática do SR



81.23
Mancal externo do suporte do SR 2008

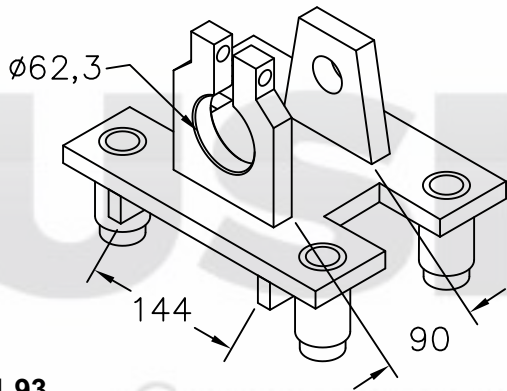


Semi-mancal do pino da balança do SR para pino Ø 60mm
81.24 - C/ furo de Ø14mm
81.25 - C/ furo de Ø16,5mm

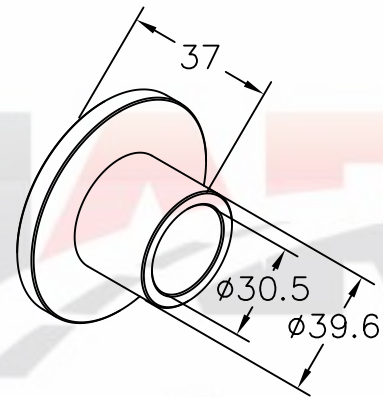


81.66
Sapata 112 mm para eixo maciço do SR

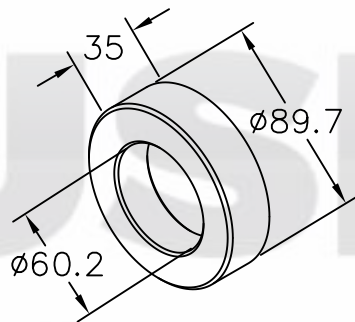
RANDON



81.93
Sapata do TE LS para Scania



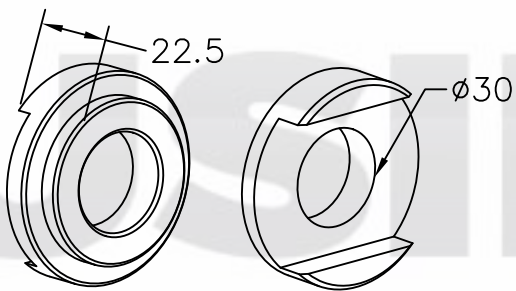
81.98
Bucha de encosto do pino M30 susp. pneumática FS250



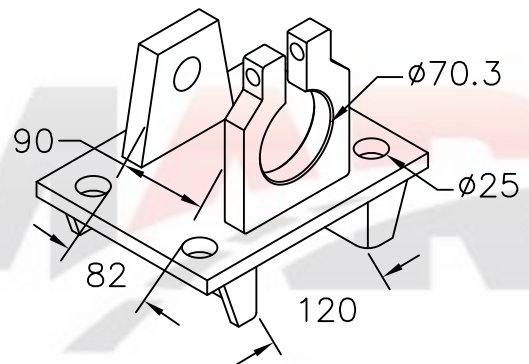
81.99
Mancal do suporte central do SR



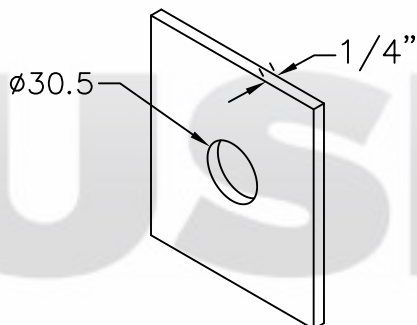
Batente do suporte traseiro
82.00 - A = 80mm (TE)
82.01 - A = 90mm (SR)



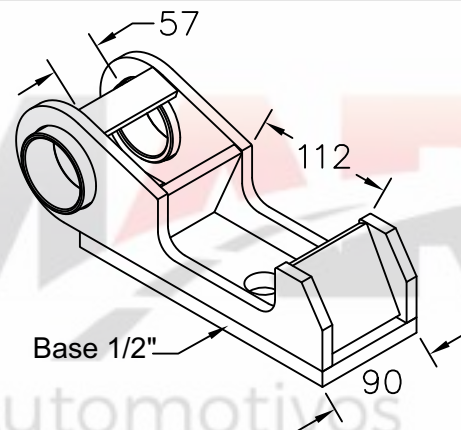
82.14
Mancal interno do Suporte 2008 do SR



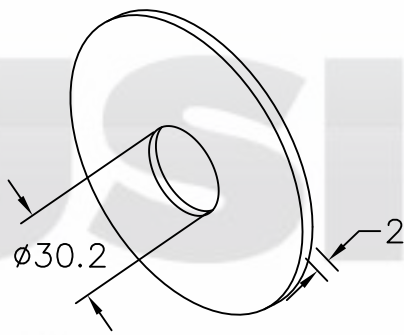
81.41
Sapata para TE p/ grampo 7/8"



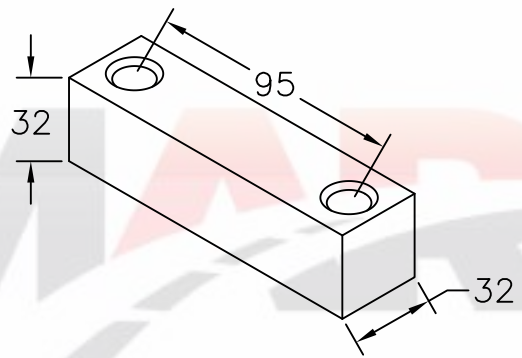
81.75
Mancal interno do pino do suporte da susp. pneumática



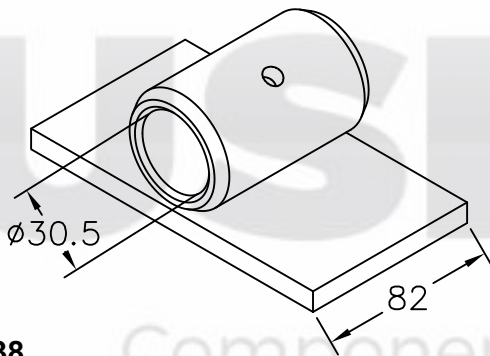
82.25
Sapata do SR com base 1/2"



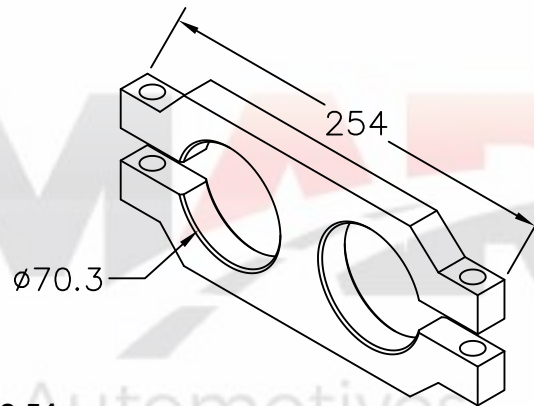
82.26
Arruela da suspensão pneumática lisa



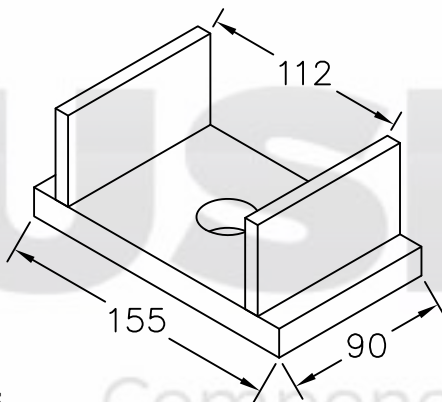
82.36
Chaveta inferior maciça do pino da balança do SR para pino Ø60mm



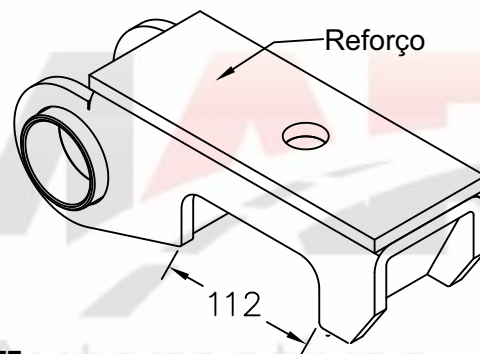
82.38
Deslizante em chapa



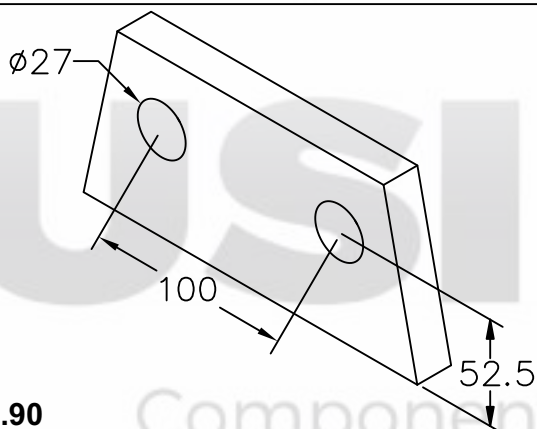
82.54
Mancal duplo externo do pino tensor do SR



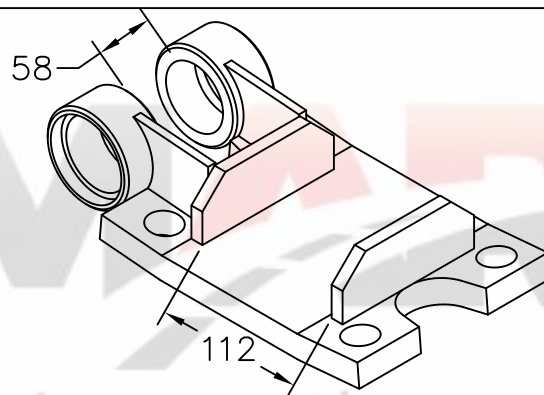
82.75
Calço de apoio de mola TE LS



82.77
Sapata do SR linha leve com reforço



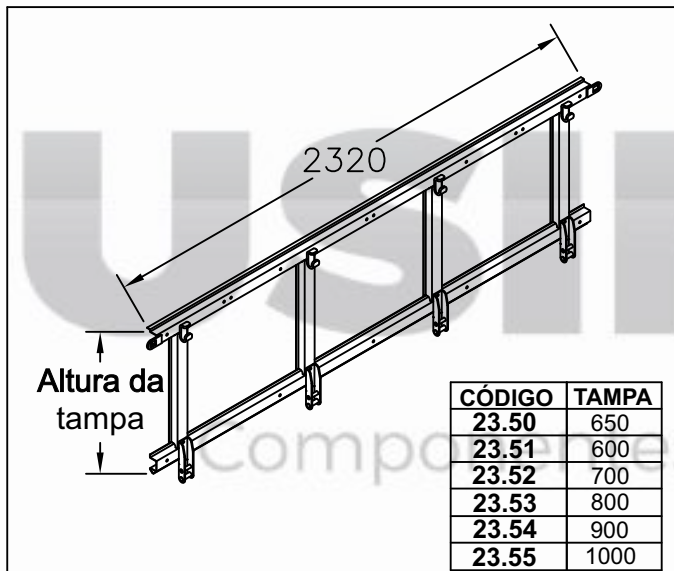
82.90
Mancal interno duplo para pino tensor do SR



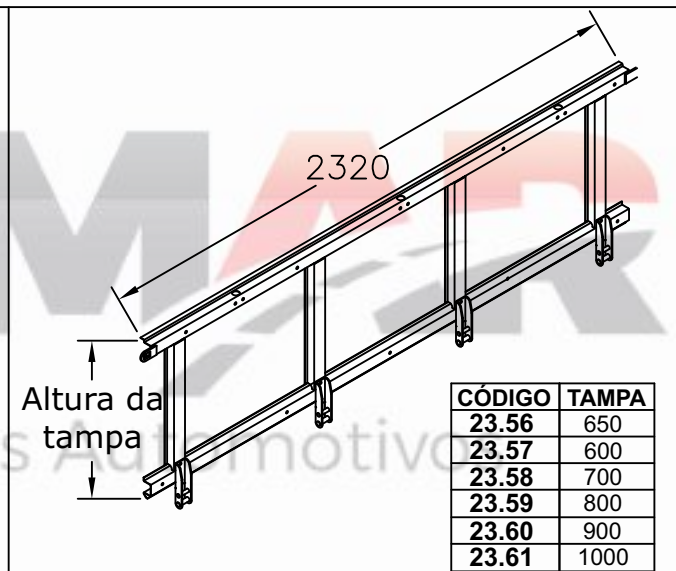
83.24
Sapata para eixo do SR



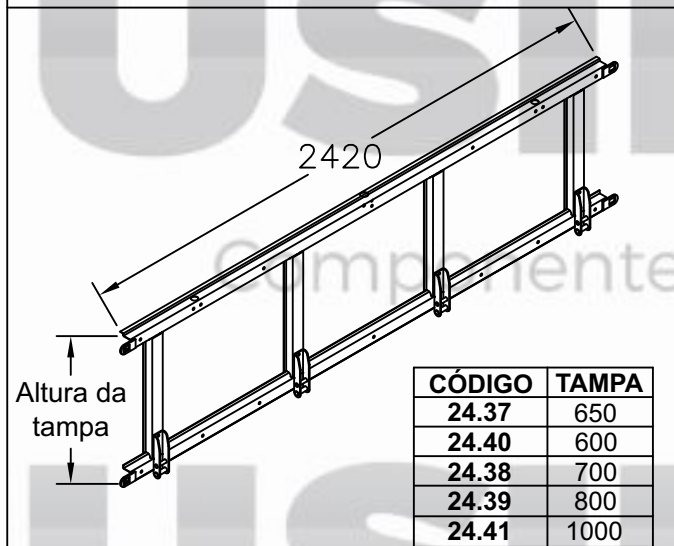
RANDON



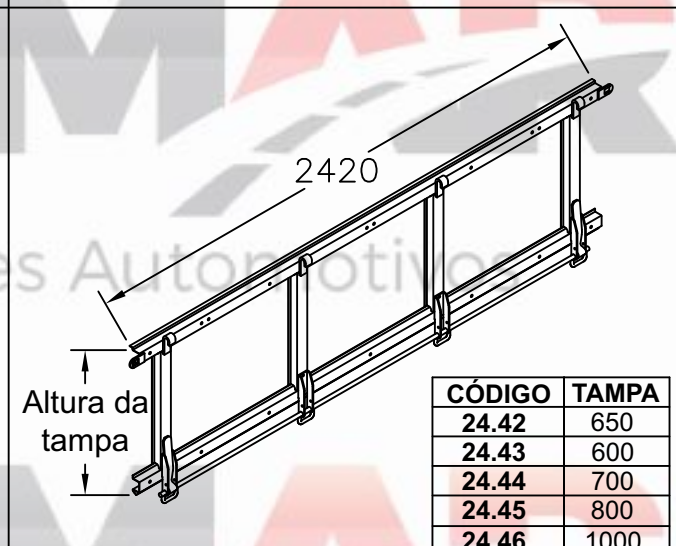
Estrutura da Tampa Inferior do Bitrem 2002 7,50m



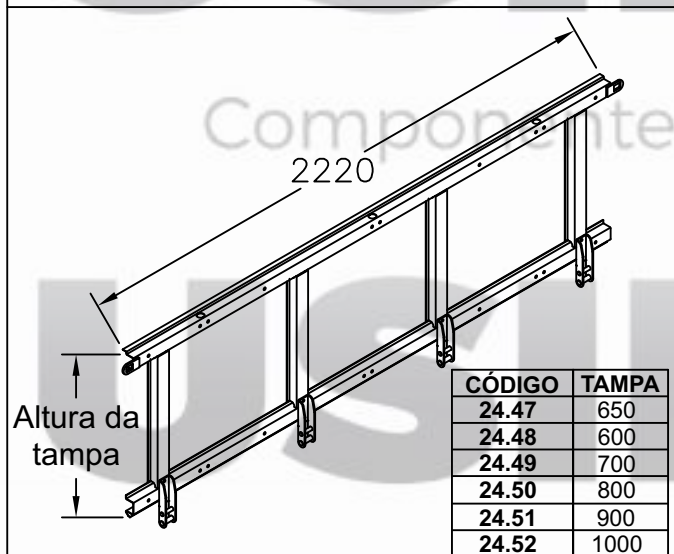
Estrutura da Tampa Superior do Bitrem 2002 7,50m RANDON



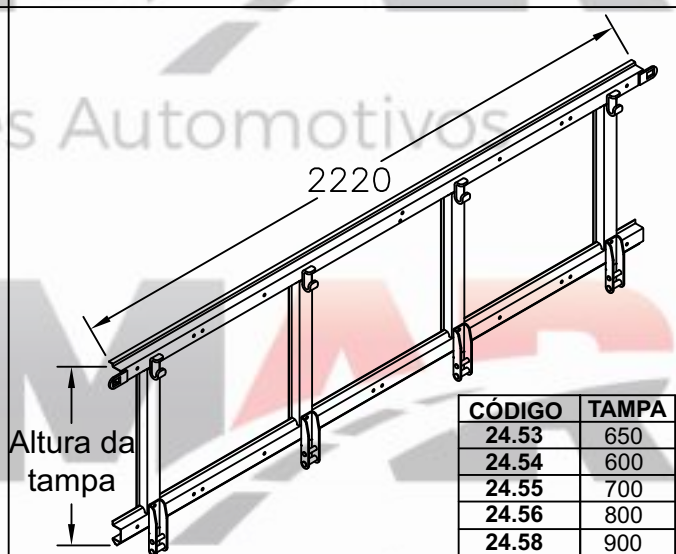
Estrutura da tampa traseira superior do Graneleiro SR 2002 RANDON



Estrutura da tampa traseira inferior do Graneleiro SR 2002 RANDON



Estrutura da Tampa Superior graneleiro Bitrem 7,10m 2002 RANDON



Estrutura da Tampa Inferior graneleiro Bitrem 7,10m 2002 RANDON

RANDON

2960

Altura da tampa

CÓDIGO	TAMPA
24.63	650
24.60	600
24.64	700
24.65	800
24.66	900
24.67	1000

Estrutura da Tampa Superior graneleiro SR 2002 RANDON

2960

Altura da tampa

CÓDIGO	TAMPA
24.32	650
24.33	600
24.34	700
24.35	800
24.36	900
24.93	1000

Estrutura da Tampa Inferior graneleiro SR 2002 RANDON

A

CÓDIGO	A
23.81	550
23.82	650
23.83	700
23.84	800
23.85	900
23.86	1000

Peito superior de canto quadrado do SR graneleira

A

CÓDIGO	A
23.87	550
23.88	650
23.89	700
23.90	800
23.91	900
23.92	1000

Peito inferior de canto quadrado do SR graneleira

2220

50

36

21.20
Vigueta superior da tampa superior graneleira bitrem 2002

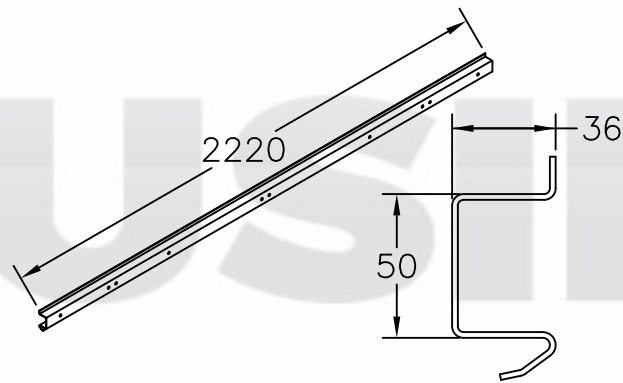
2320

50

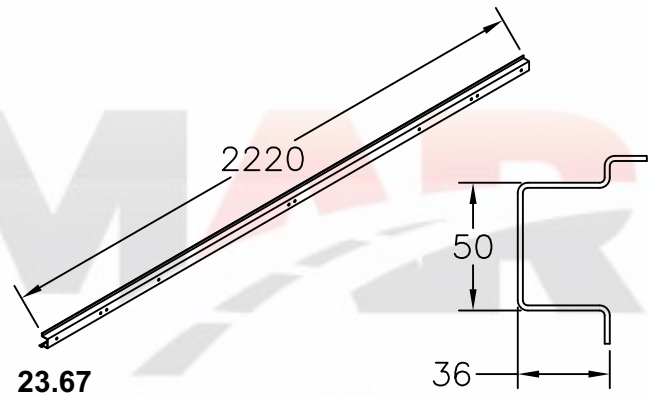
36

21.21
Vigueta superior da tampa superior do bitrem 2002 7,50m

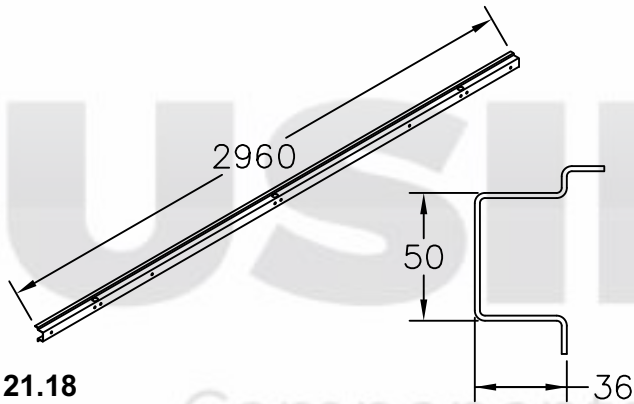
RANDON



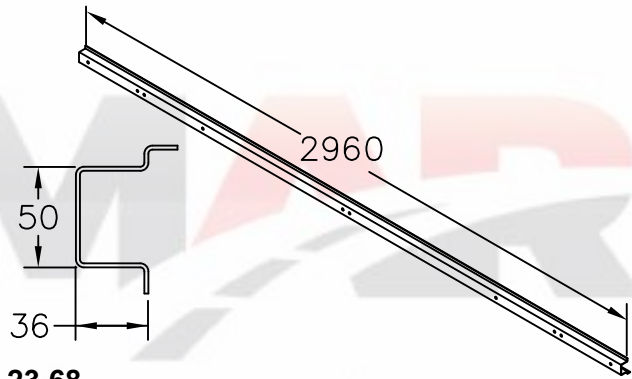
21.28
Vigueta inferior tampa graneleira bitrem 2002



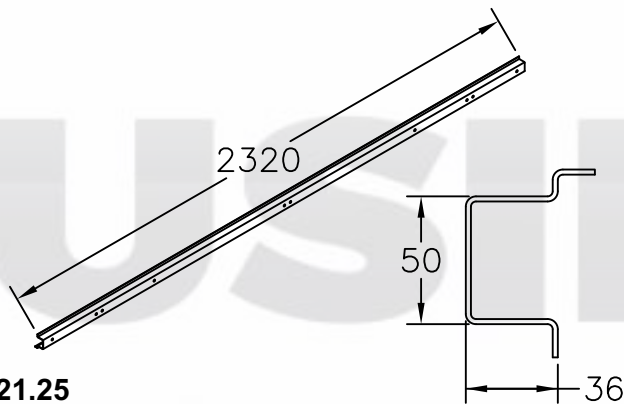
23.67
Vigueta superior da tampa inferior graneleira bitrem 2002



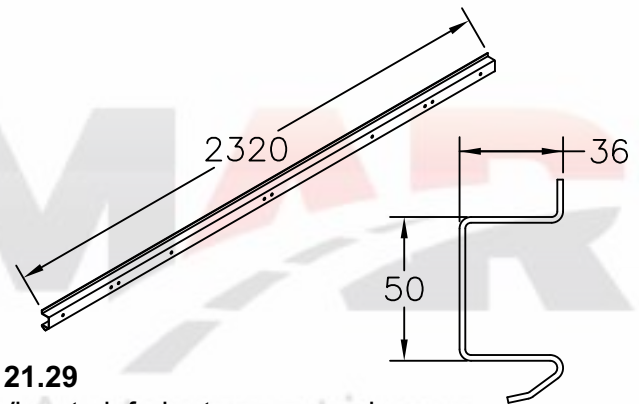
21.18
Vigueta superior da tampa superior graneleira SR 2002



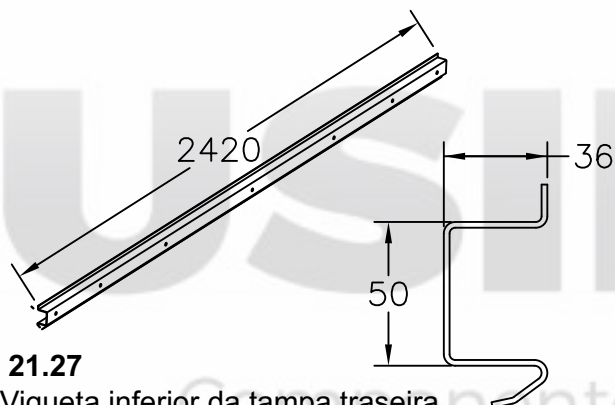
23.68
Vigueta superior da tampa inferior graneleira SR 2002



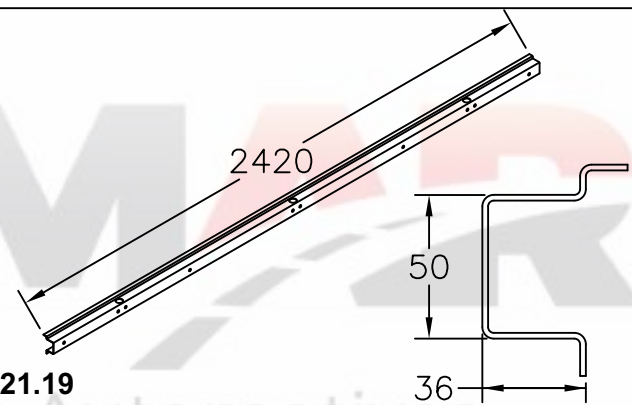
21.25
Vigueta superior da tampa inferior bitrem 2002



21.29
Vigueta inferior tampa superior bitrem 2002

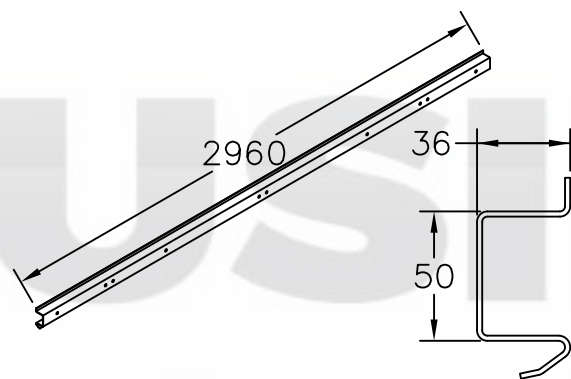


21.27
Vigueta inferior da tampa traseira inferior graneleira SR 2002

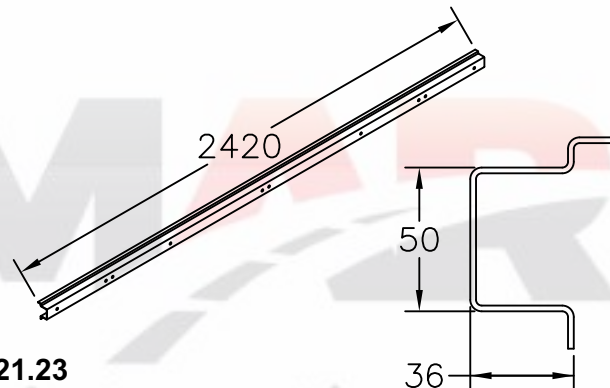


21.19
Vigueta superior da tampa traseira superior graneleira SR 2002

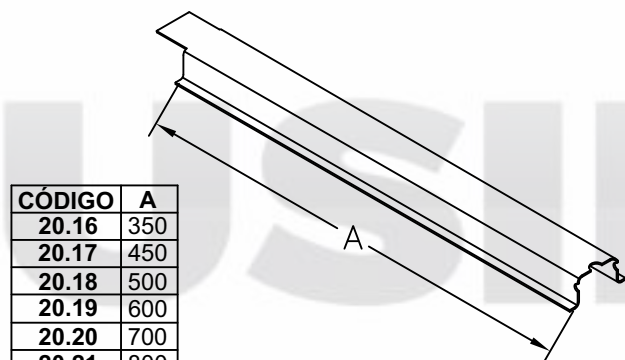
RANDON



21.26
Vigueta inferior da tampa graneleira SR 2002

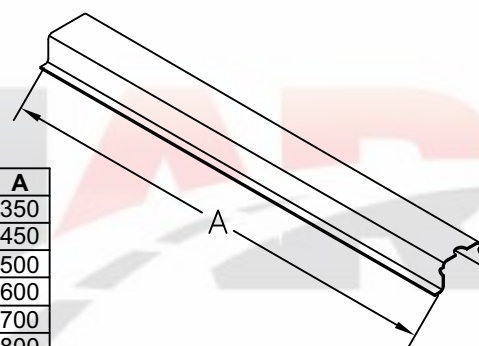


21.23
Vigueta superior da tampa traseira inferior graneleira SR 2002



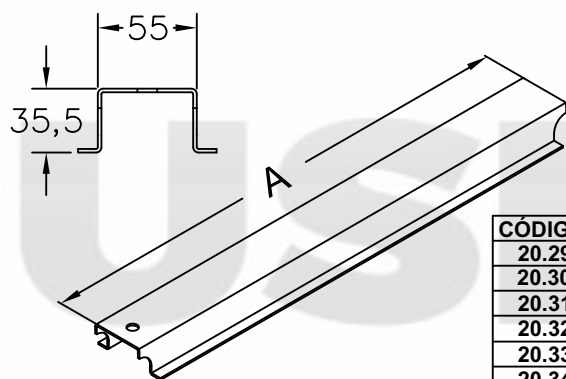
CÓDIGO	A
20.16	350
20.17	450
20.18	500
20.19	600
20.20	700
20.21	800
20.22	900

Coluna superior para tampa do SR



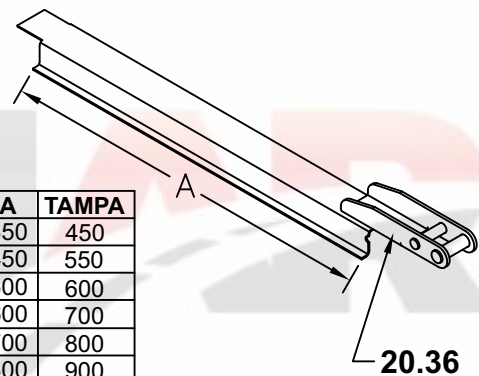
CÓDIGO	A
20.23	350
20.24	450
20.25	500
20.26	600
20.27	700
20.28	800
21.01	900

Coluna inferior para tampa do SR



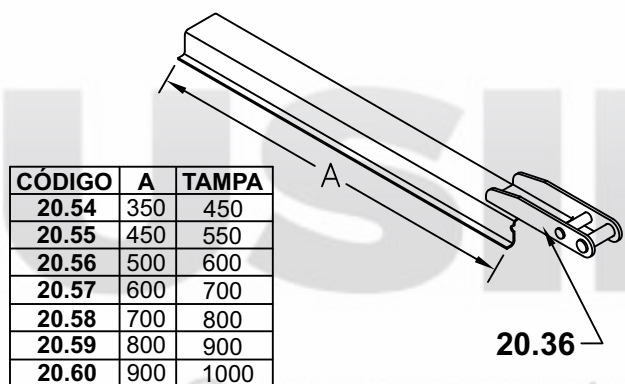
CÓDIGO	A
20.29	430
20.30	530
20.31	580
20.32	680
20.33	780
20.34	880

Fueiro da dobradiça inferior / superior tampa do SR novo 2002



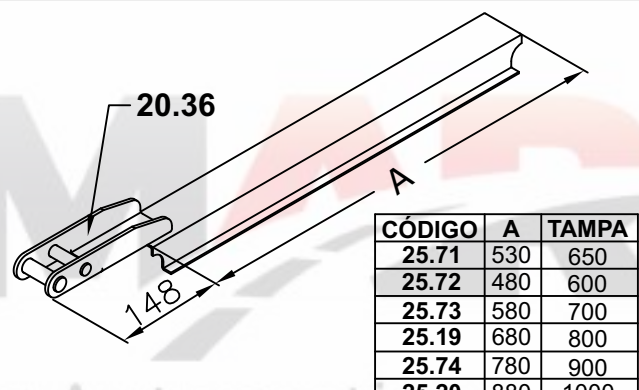
CÓDIGO	A	TAMPA
20.40	350	450
20.41	450	550
20.42	500	600
20.43	600	700
20.44	700	800
20.45	800	900
20.46	900	1000

Dobradiça superior para tampa do SR



CÓDIGO	A	TAMPA
20.54	350	450
20.55	450	550
20.56	500	600
20.57	600	700
20.58	700	800
20.59	800	900
20.60	900	1000

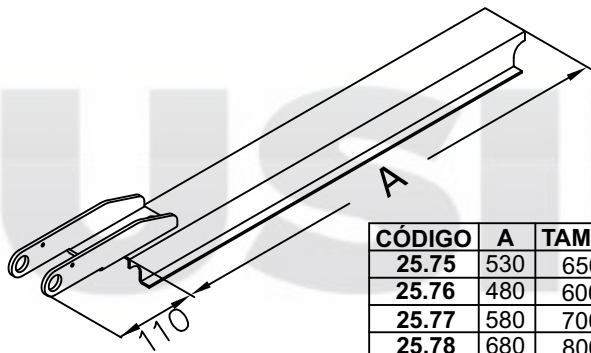
Dobradiça inferior para tampa do SR



CÓDIGO	A	TAMPA
25.71	530	650
25.72	480	600
25.73	580	700
25.19	680	800
25.74	780	900
25.20	880	1000

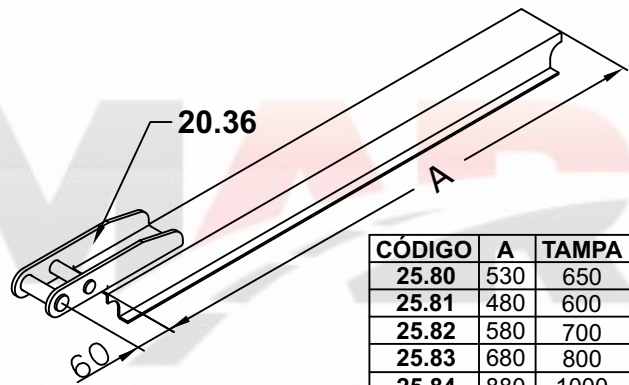
Dobradiça inferior/superior do SR novo 2002

RANDON



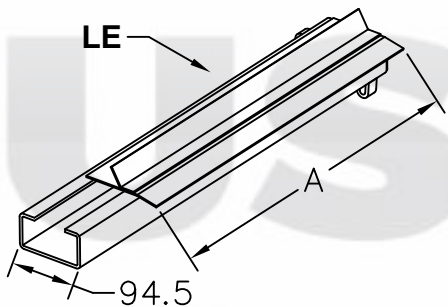
CÓDIGO	A	TAMPA
25.75	530	650
25.76	480	600
25.77	580	700
25.78	680	800
25.79	880	1000

Dobradiça inferior traseira do SR modelo 2002



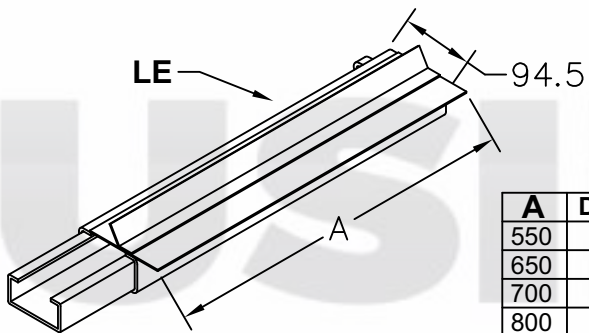
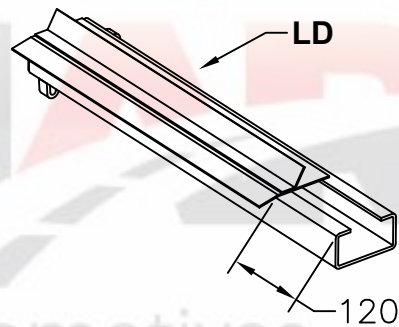
CÓDIGO	A	TAMPA
25.80	530	650
25.81	480	600
25.82	580	700
25.83	680	800
25.84	880	1000

Dobradiça superior traseira do SR modelo 2002



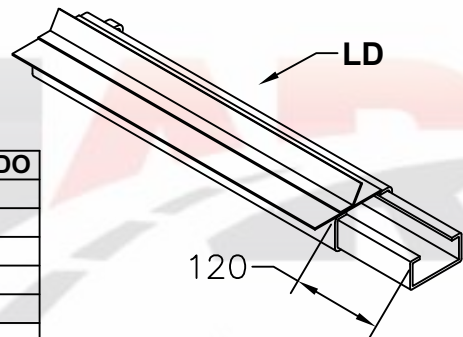
A	DIREITO	ESQUERDO
550	24.17	24.23
650	24.18	24.24
700	24.19	24.25
800	24.20	24.26
900	24.21	24.27
1000	24.22	24.28

Fueiro de canto do SR inferior da graneleira

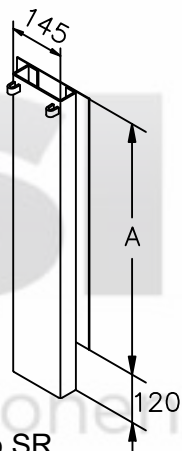


A	DIREITO	ESQUERDO
550	24.05	24.11
650	24.06	24.12
700	24.07	24.13
800	24.08	24.14
900	24.09	24.15
1000	24.10	24.16

Fueiro de canto do SR superior da graneleira

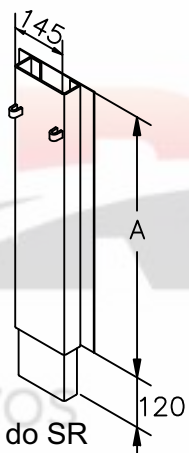


CÓDIGO	A
23.62	650
23.63	600
23.64	700
24.98	800
23.65	900
23.66	1000



Fueiro Central Largo Inferior do SR

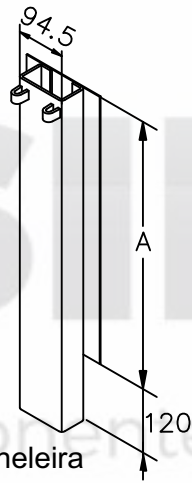
CÓDIGO	A
25.66	650
25.67	600
25.68	700
25.69	800
25.70	900
24.99	1000



Fueiro Central Largo Superior do SR

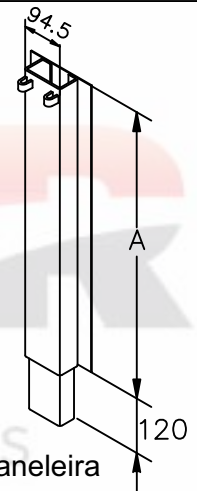
RANDON

CÓDIGO	A
23.99	550
24.00	650
24.01	700
24.02	800
24.03	900
24.04	1000

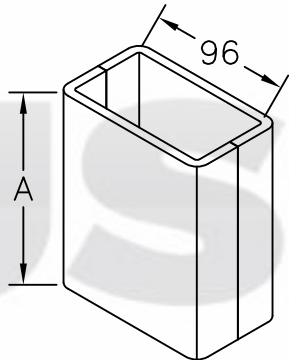


Fueiro central inferior do SR graneleira

CÓDIGO	A
23.93	550
23.94	650
23.95	700
23.96	800
23.97	900
23.98	1000



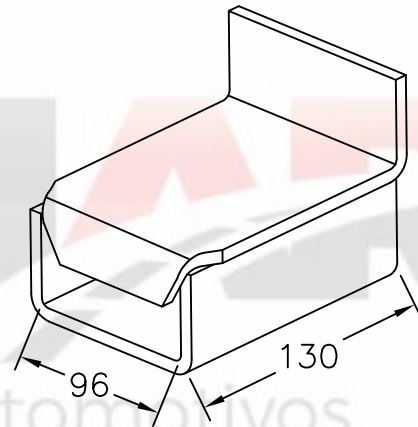
Fueiro central superior do SR graneleira



Caixa do fueiro modelo 87

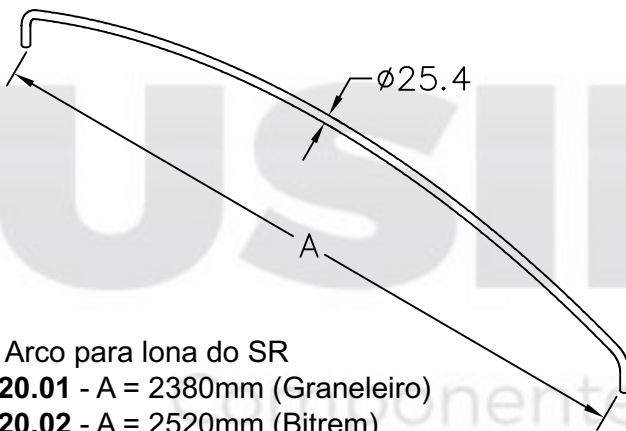
23.40 - A = 130mm

23.44 - A = 145mm



25.89

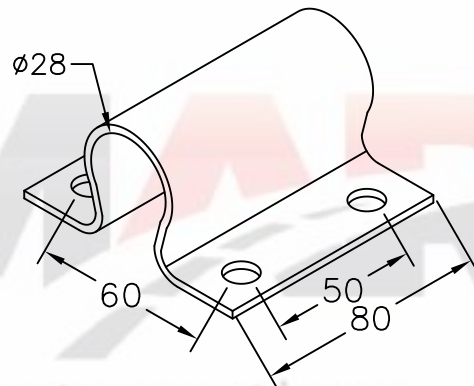
Caixa do fueiro do SR



Arco para lona do SR


20.01 - A = 2380mm (Graneleiro)

20.02 - A = 2520mm (Bitrem)



20.06

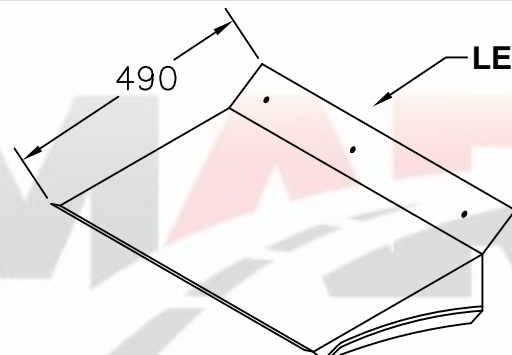
Abraçadeira para arco da lona do SR graneleiro



Boca para escoamento da graneleira

20.07 - Em chapa

20.09 - Em nylon

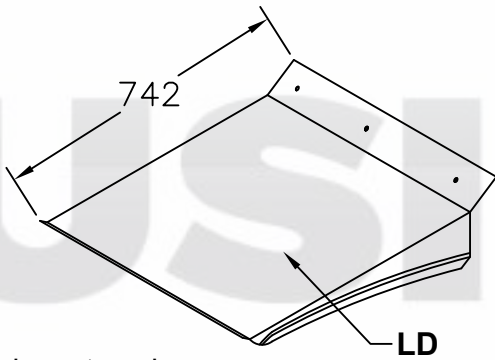


Pára-lama dianteiro

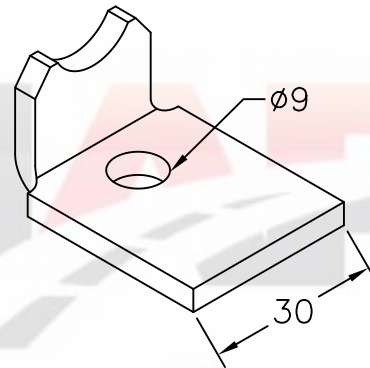
20.12 - LD

20.13 - LE

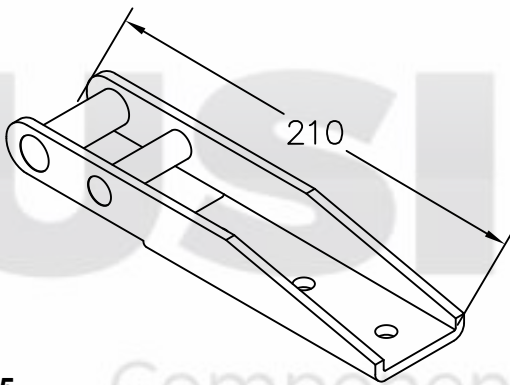
RANDON



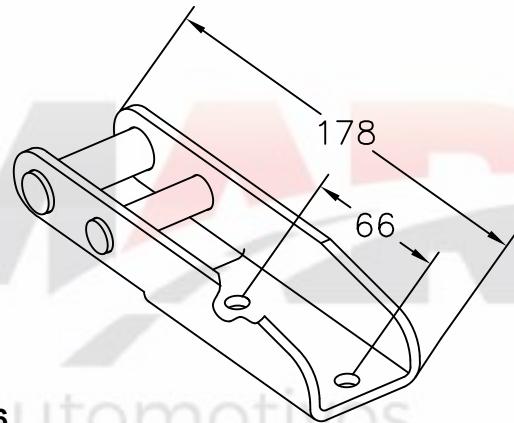
Pára-lama traseiro
20.10 - LD
20.11 - LE



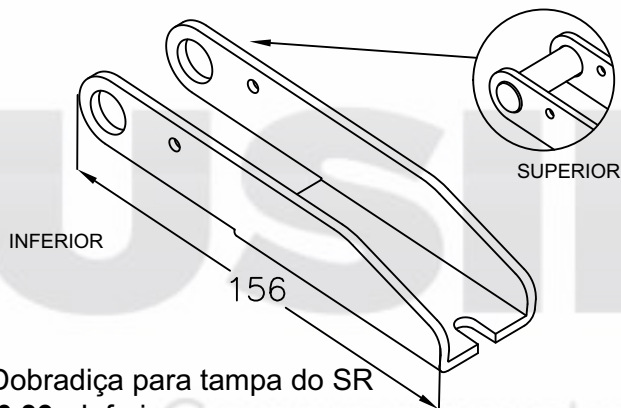
20.15
 Presilha de fixação do assoalho do SR



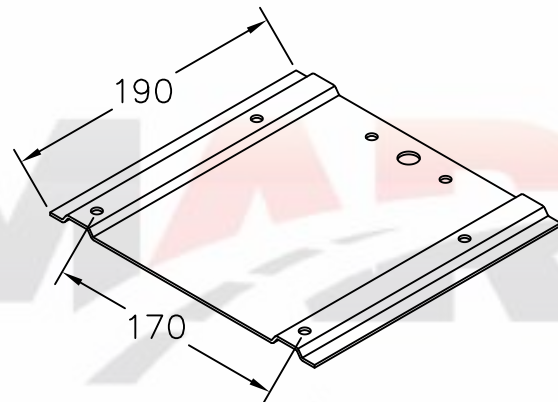
20.35
 Dobradiça da tampa do SR



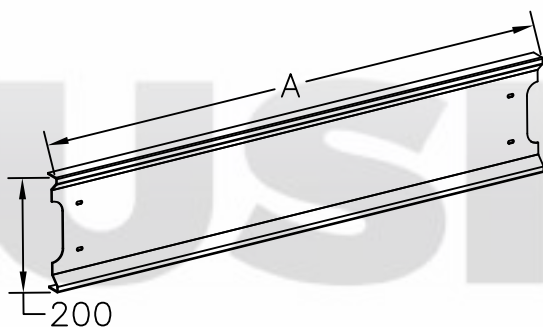
20.36
 Engate da tampa da carroceria



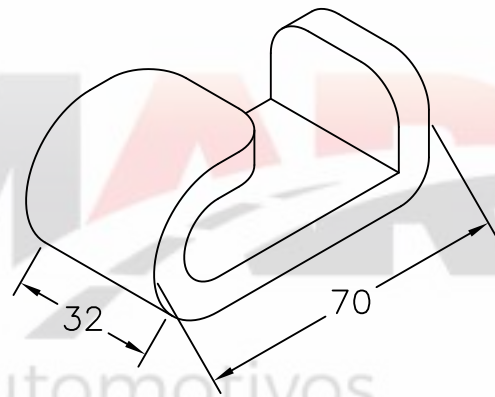
Dobradiça para tampa do SR
20.39 - Inferior
20.38 - Superior



20.71
 Suporte para placa do SR

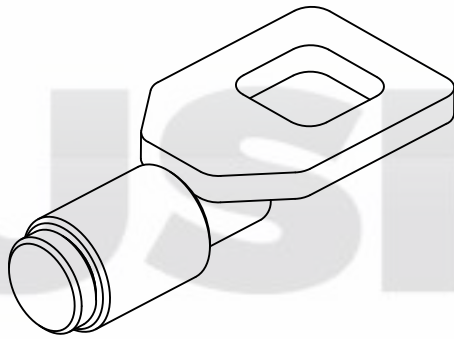


Saia central do SR
20.72 - A = 900mm (Modelo 91)
20.73 - A = 800mm (Modelo 93)

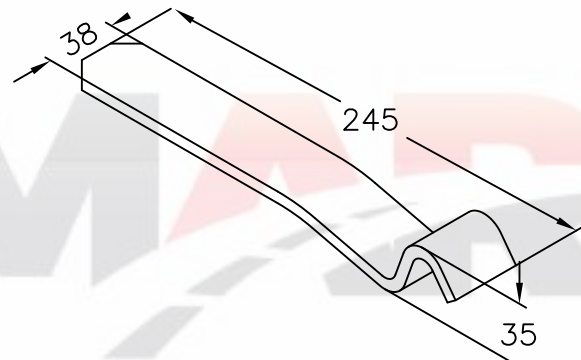


20.77
 Suporte da dobradiça "G" da tampa do SR

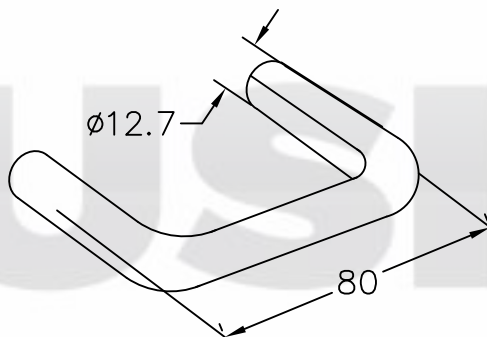
RANDON



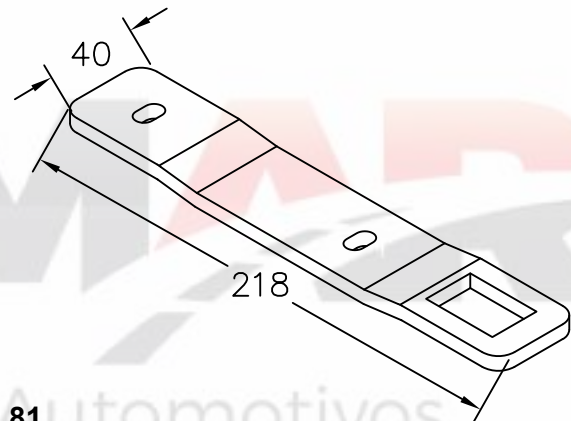
20.78
Conjunto do pino tombador da tampa do SR



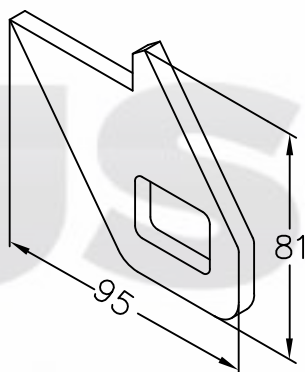
20.79
Gancho do tombador da tampa traseira para SR



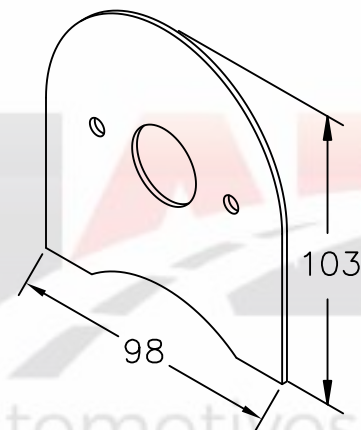
20.80
Gancho do tombador da tampa do graneleiro SR 2002



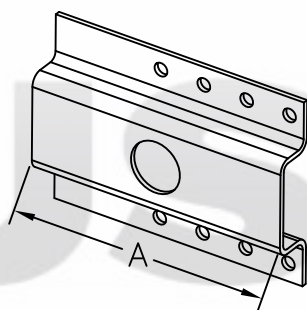
20.81
Suporte de fixação fêmea da tampa do SR



20.84
Suporte fêmea grade superior modelo novo do SR



20.86
Suporte da lanterna do SR

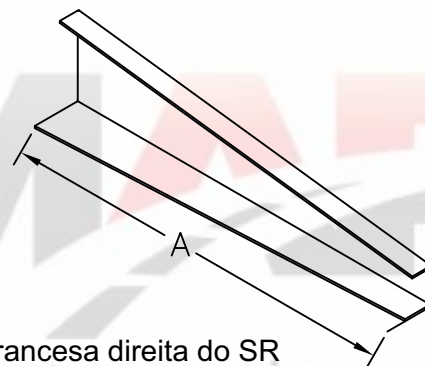


Fixador do aparelho do conjunto de levantamento

20.91 - A = 330mm

20.92 - A = 265mm

20.93 - A = 500mm

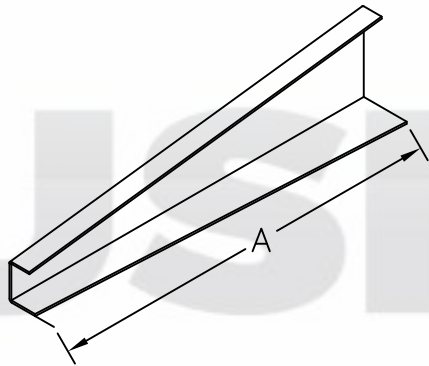


Mão francesa direita do SR

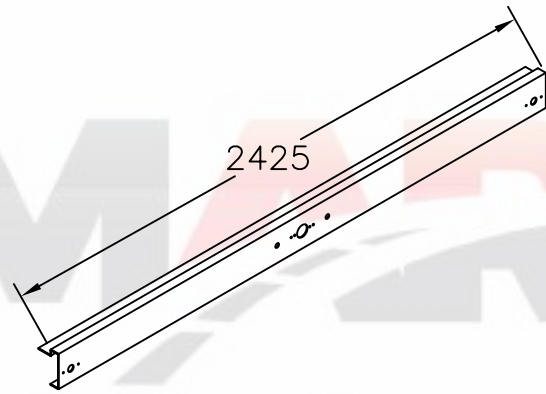
20.95 - A = 780mm

20.96 - A = 810mm

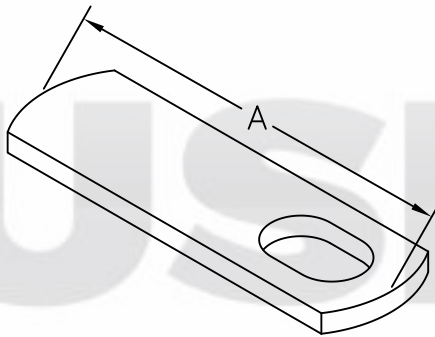
RANDON



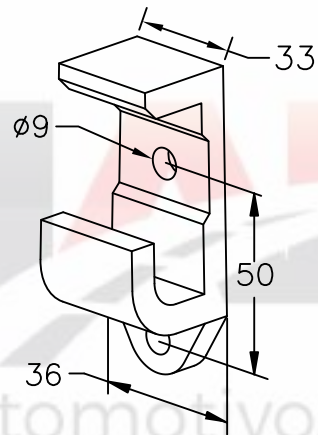
Mão francesa esquerda do SR
20.97 - A = 780mm
20.98 - A = 810mm



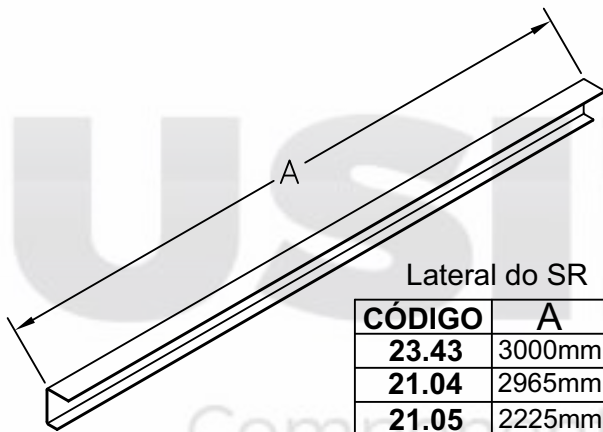
21.02
 Perfil dianteiro do SR Mod. 2008



Suporte de fixação fêmea da tampa do SR
23.30 - A = 123mm
23.31 - A = 210mm
23.32 - A = 300mm

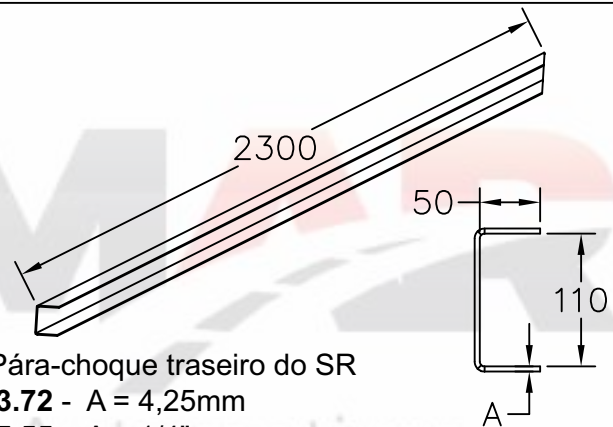


23.38
 "G" fundido do SR Linha R modelo 2011

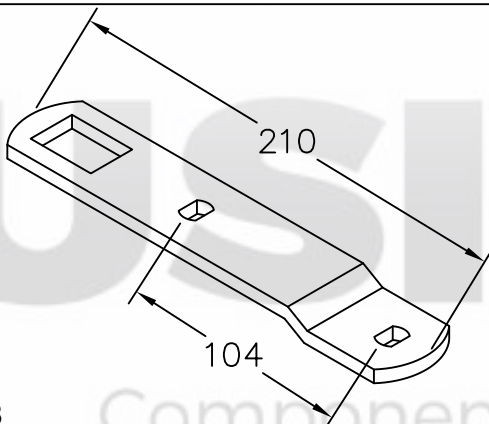


Lateral do SR

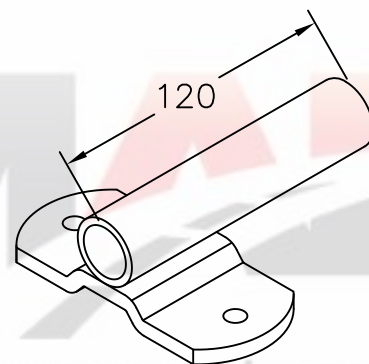
CÓDIGO	A
23.43	3000mm
21.04	2965mm
21.05	2225mm
21.06	2425mm



Pára-choque traseiro do SR
23.72 - A = 4,25mm
25.55 - A = 1/4"
25.07 - A = 4,25mm (Especial c/ 2000mm)

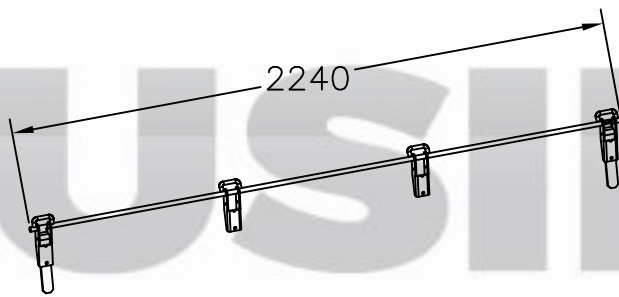


24.78
 Suporte de fixação fêmea da tampa do SR

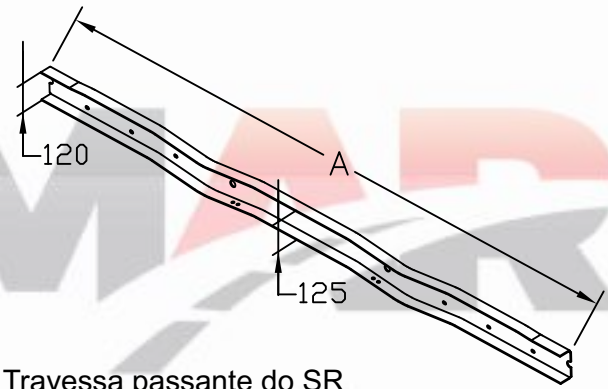


24.94
 Suporte de fixação da foinha

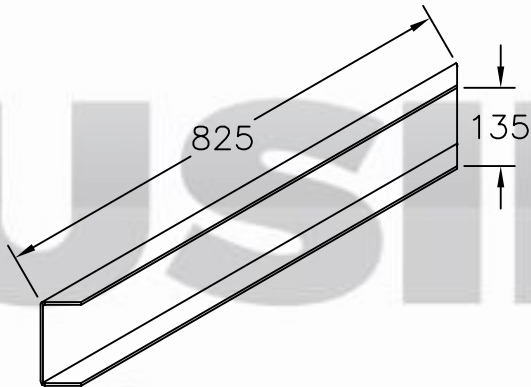
RANDON



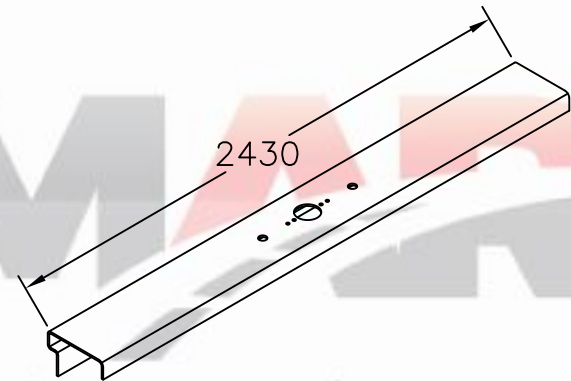
25.04
Conjunto tombador inferior do SR



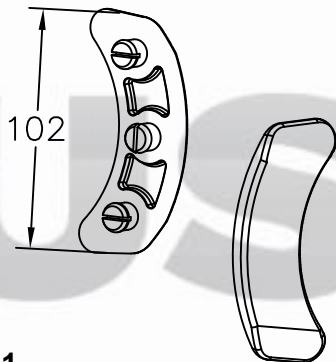
Travessa passante do SR
25.05 - A = 2530mm
25.06 - A = 2595mm



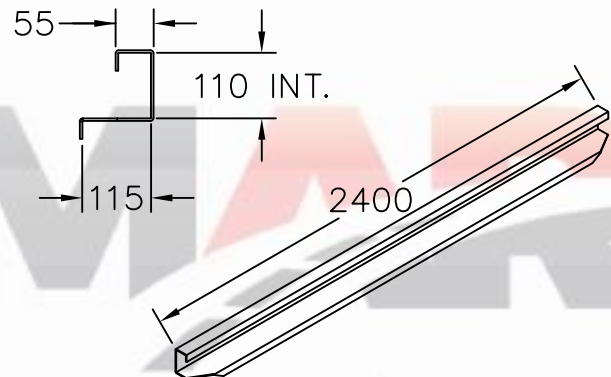
25.18
Suporte do pára-choque do SR



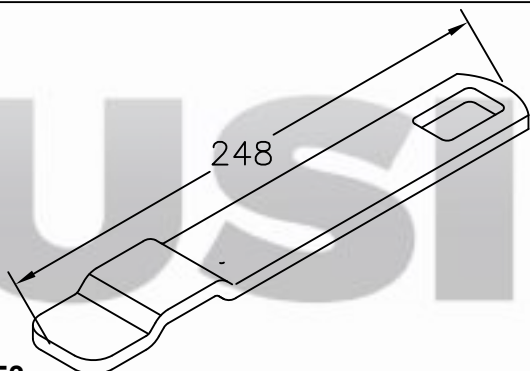
25.24
Perfil dianteiro do SR



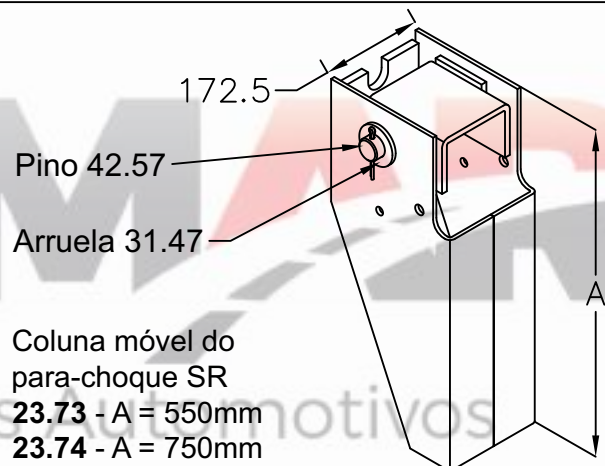
25.51
Esfrega lateral de plástico balança do SR 2008



25.54
Pára-choque modelo 96 do SR

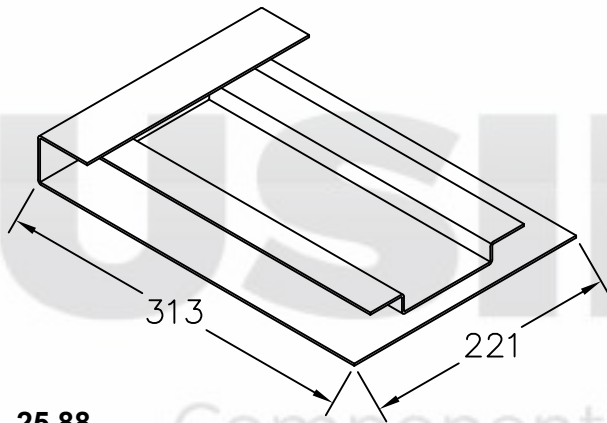


25.53
Suporte fixação fêmea da tampa da carroceria do SR e TE moderna

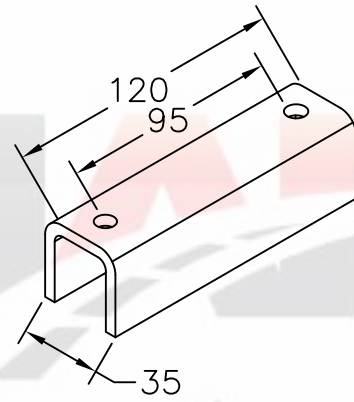


Coluna móvel do para-choque SR
23.73 - A = 550mm
23.74 - A = 750mm

RANDON



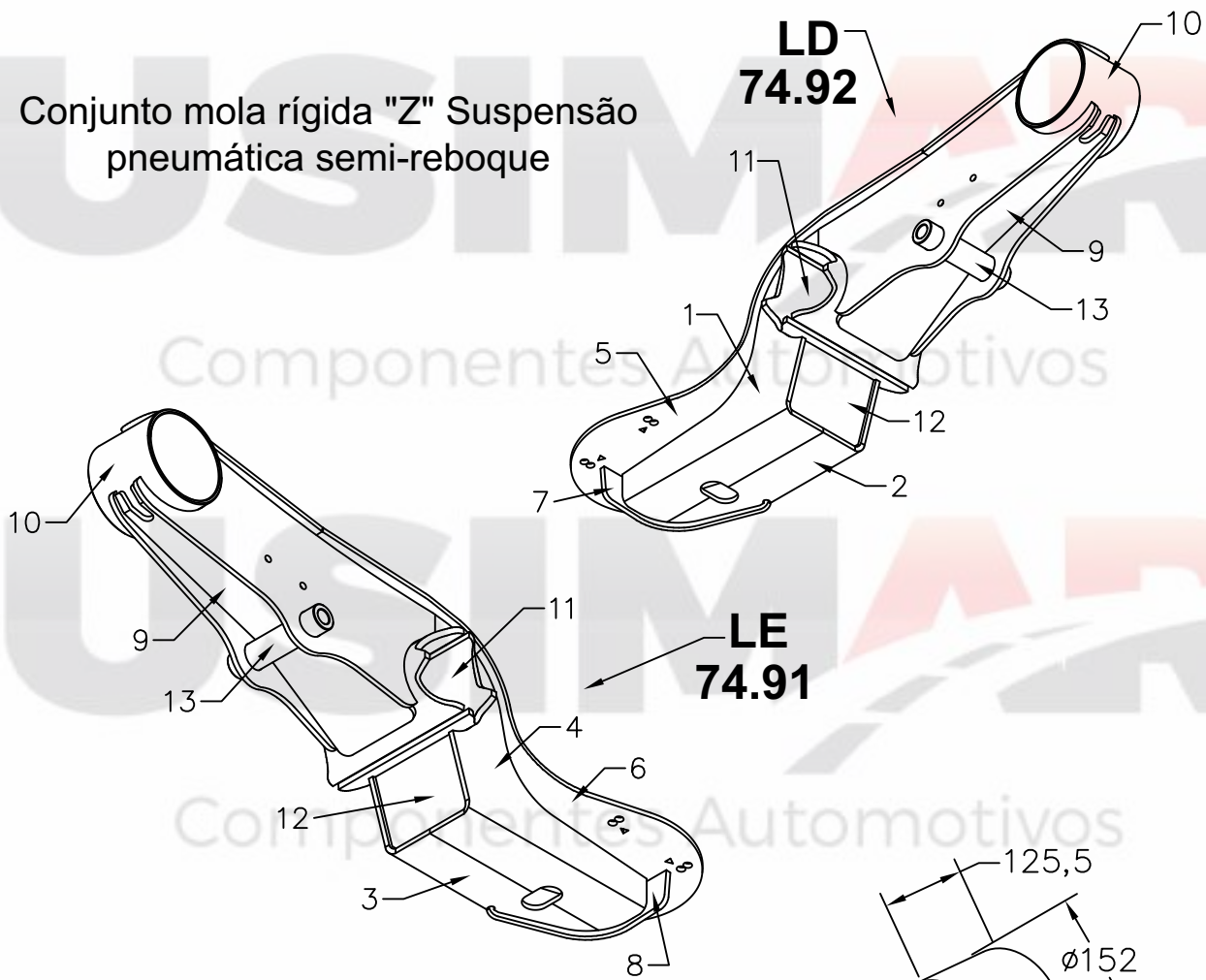
25.88
Encaixe da fominha



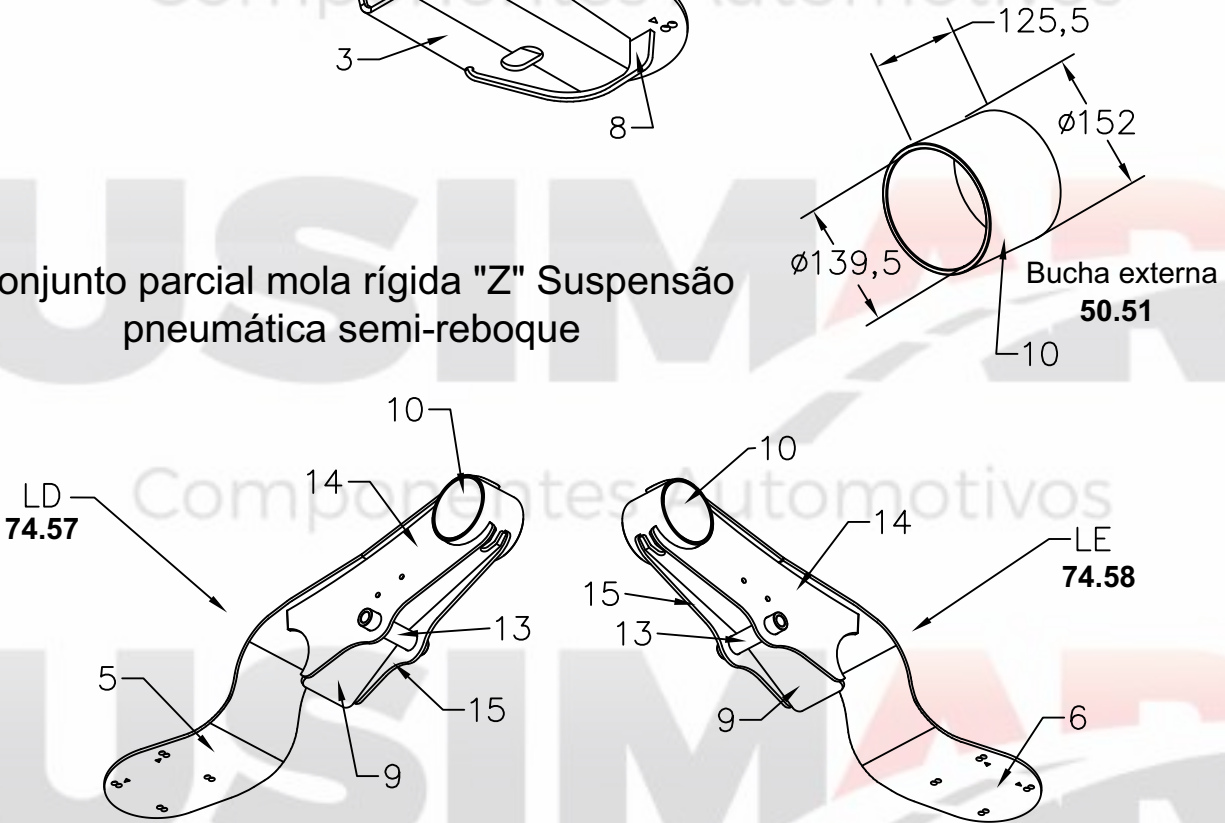
26.11
Chaveta U inferior do pino da balança do SR para pino Ø60mm



Conjunto mola rígida "Z" Suspensão pneumática semi-reboque

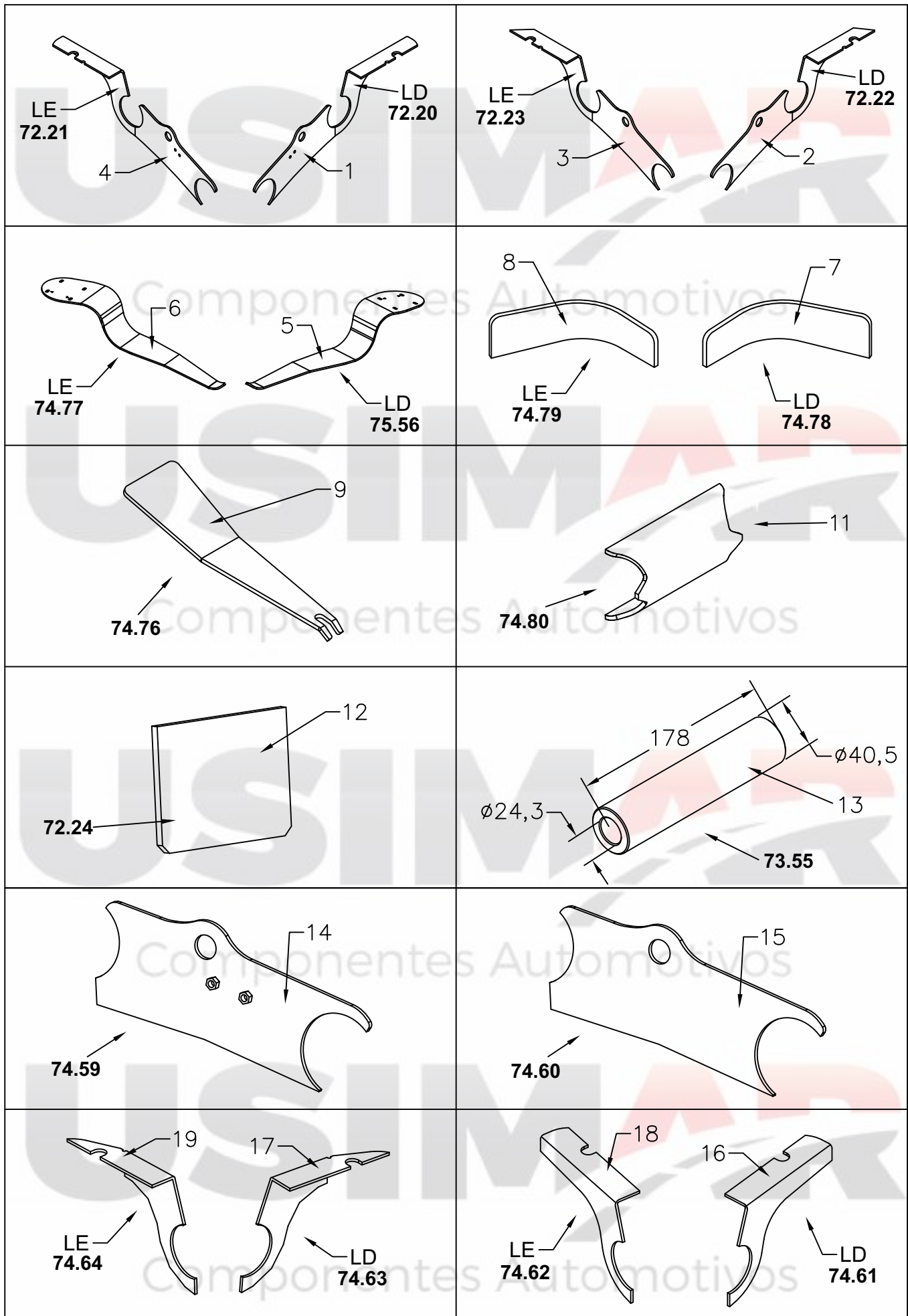



Conjunto parcial mola rígida "Z" Suspensão pneumática semi-reboque



Componentes na próxima página

RANDON





OBS: ESFREGA MÓVEL 80.01 ACOMPANHA NOS SUPORTES DIANTEIROS E TRASEIROS.

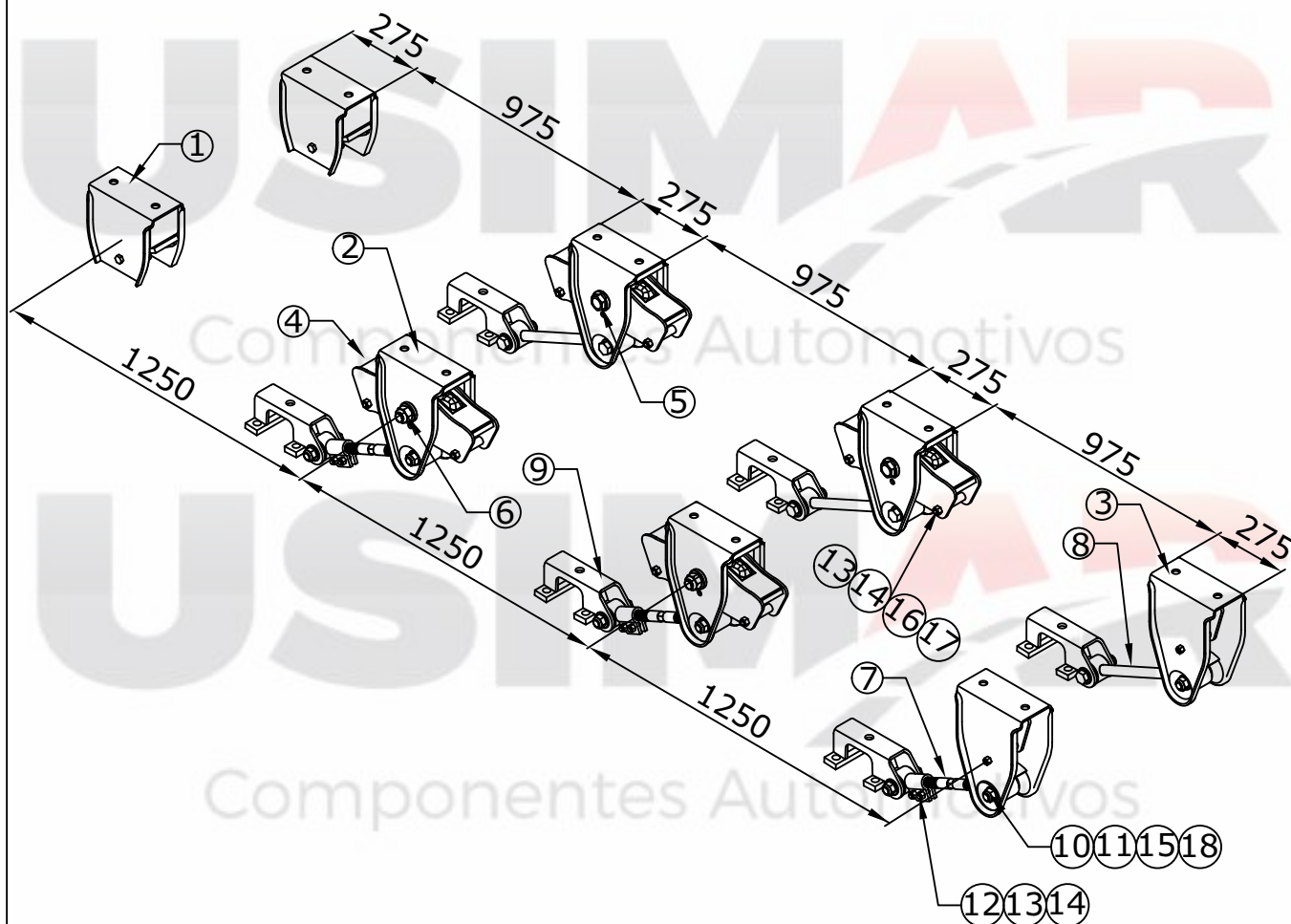
Suspensão do Semi-Reboque Randon 2007

73.35 - 3 EIXOS

76.62 - 2 EIXOS

Nº	Qtd.	Código	Denominação
01	02	71.62	Suporte traseiro
02	04	72.78	Suporte central
03	02	71.66	Suporte dianteiro
04	04	70.22	Balança bucha silenciosa
05	04	40.58	Pino da balança M30
06	04	50.30	Porca do pino M30
07	03	60.29	Tensor regulável c/ 480 mm
08	03	60.30	Tensor fixo c/ 480 mm
09	06	80.51	Sapata eixo retângular
10	12	41.16	Pino tensor
11	12	50.26	Porca do pino tensor
12	12		Parafuso 5/8" x 2"
13	20		Arruela pressão 5/8"
14	20		Porca 5/8"
15	12	90.63	Bucha molecular 2000
16	08		Parafuso 5/8" x 5"
17	08		Tubo 93 mm
18	06	30.92	Arruela pino do tensor

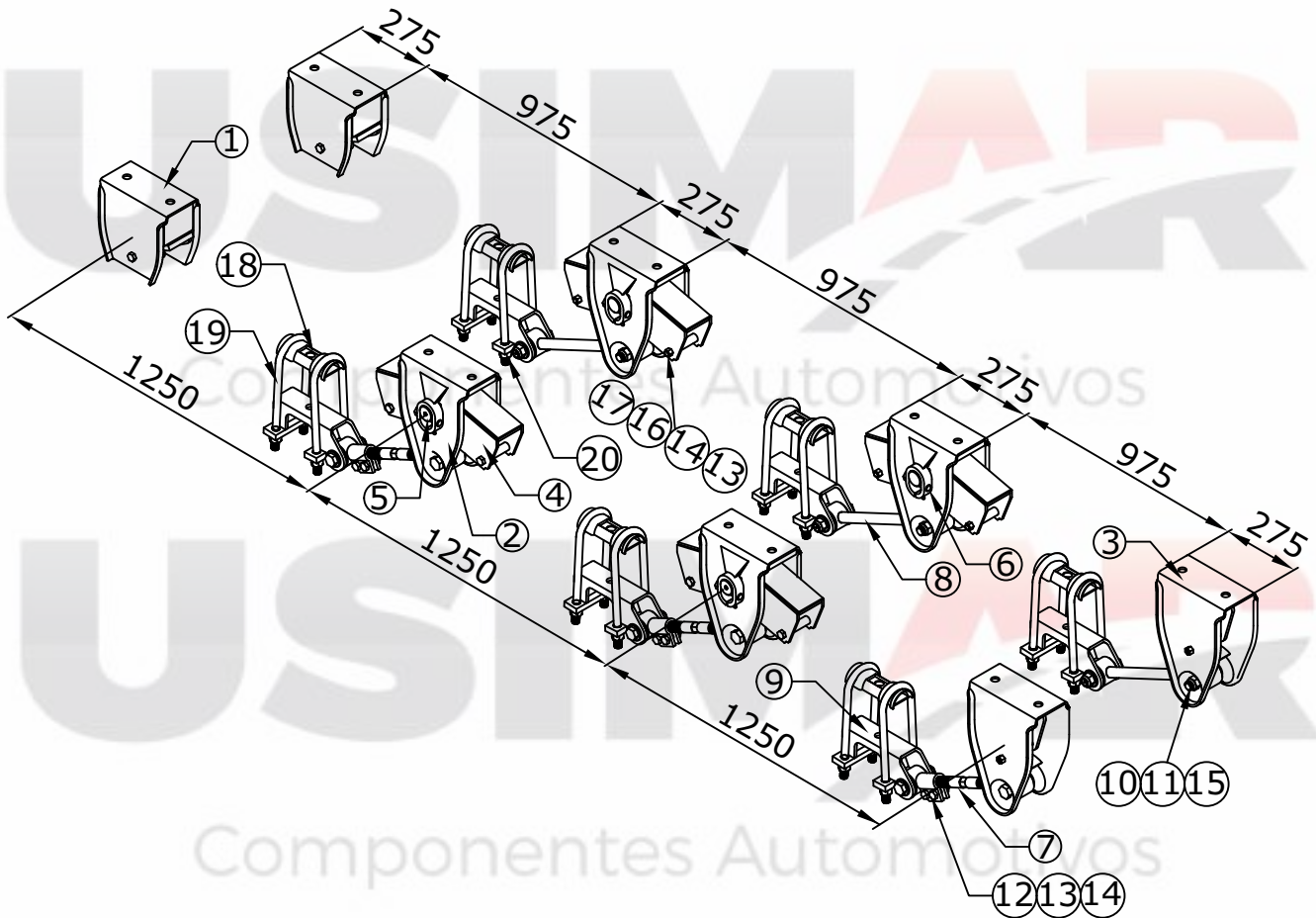
Nº	Qtd.	Código	Denominação
01	02	71.62	Suporte traseiro
02	02	72.78	Suporte central
03	02	71.66	Suporte dianteiro
04	02	70.22	Balança bucha silenciosa
05	02	40.58	Pino da balança M30
06	02	50.30	Porca do pino M30
07	03	60.29	Tensor regulável c/ 480 mm
08	02	60.30	Tensor fixo c/ 480 mm
09	04	80.51	Sapata eixo retângular
10	08	41.16	Pino tensor
11	08	50.26	Porca do pino tensor
12	08		Parafuso 5/8" x 2"
13	12		Arruela pressão 5/8"
14	12		Porca 5/8"
15	08	90.63	Bucha molecular 2000
16	04		Parafuso 5/8" x 5"
17	04		Tubo 93 mm
18	04	30.92	Arruela pino do tensor



76.57

Suspensão 3 eixos do Semi-Reboque Randon 2012

N°	Qtd.	Código	Denominação
01	02	71.62	Suporte traseiro
02	04	72.78	Suporte central
03	02	71.68	Suporte dianteiro
04	04	70.25	Balança bucha silenciosa
05	04	40.58	Pino da balança M30
06	04	50.30	Porca do pino M30
07	03	60.29	Tensor regulável c/ 480 mm
08	03	60.30	Tensor fixo c/ 480 mm
09	06	80.50	Sapata eixo retângular
10	12	41.16	Pino tensor
11	12	50.26	Porca do pino tensor
12	12		Parafuso 5/8" x 2"
13	20		Arruela pressão 5/8"
14	20		Porca 5/8"
15	12	90.63	Bucha molecular 2000
16	08		Parafuso 5/8" x 5"
17	08	82.04	Tubo 93 mm
18	06	30.92	Arruela pino do tensor



OBS: ESFREGA MÓVEL 80.01 ACOMPANHA NOS SUPORTES DIANTEIROS E TRASEIROS.

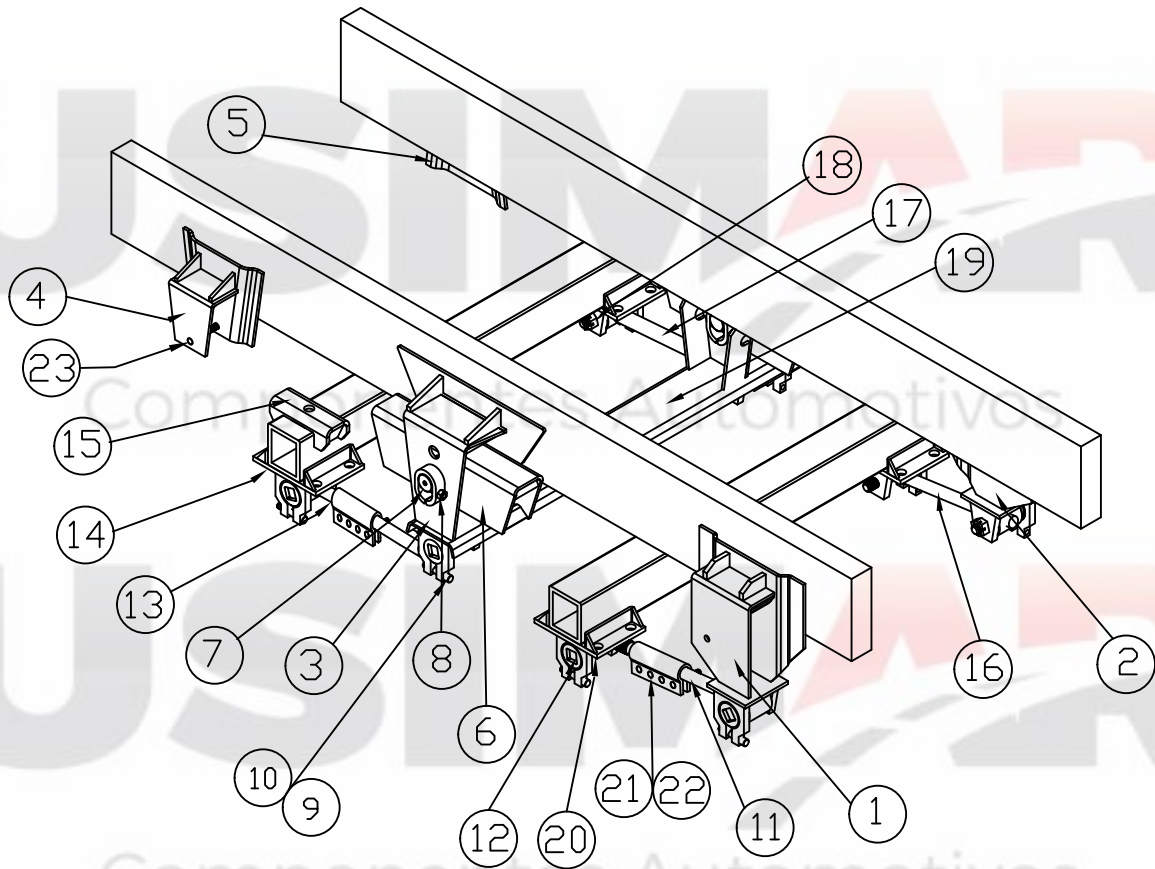
Suspensão do Semi-Reboque Randon 2000

76.58 - 3 EIXOS

Nº	Qtd.	Código	Denominação
01	02	71.62	Suporte traseiro
02	04	71.65	Suporte central
03	02	71.66	Suporte dianteiro
04	04	70.10	Balança
05	04	40.01	Pino da balança
06	08	41.18	Pino do mancal
07	03	60.29	Tensor regulável c/ 480 mm
08	03	60.30	Tensor fixo c/ 480 mm
09	06	80.51	Sapata eixo retangular
10	12	41.16	Pino tensor
11	12	50.26	Porca do pino tensor
12	12		Parafuso 5/8" x 2"
13	28		Arruela pressão 5/8"
14	20		Porca 5/8"
15	12	90.63	Bucha molecular 2000
16	08		Parafuso 5/8" x 5"
17	08		Tube
18	06	82.03	Separador de grampo
19	12		Grampo de mola 7/8" x 92 x 360
20	24	50.05	Porca grampo 7/8"

76.59 - 2 EIXOS

Nº	Qtd.	Código	Denominação
01	02	71.62	Suporte traseiro
02	02	71.65	Suporte central
03	02	71.66	Suporte dianteiro
04	02	70.10	Balança
05	02	40.01	Pino da balança
06	04	41.18	Pino do mancal
07	02	60.29	Tensor regulável c/ 480 mm
08	02	60.30	Tensor fixo c/ 480 mm
09	04	80.51	Sapata eixo retangular
10	08	41.16	Pino tensor
11	08	50.26	Porca do pino tensor
12	08		Parafuso 5/8" x 2"
13	16		Arruela pressão 5/8"
14	12		Porca 5/8"
15	08	90.63	Bucha molecular 2000
16	04		Parafuso 5/8" x 5"
17	04		Tube
18	04	82.03	Separador de grampo
19	08		Grampo de mola 7/8" x 92 x 360
20	16	50.05	Porca grampo 7/8"

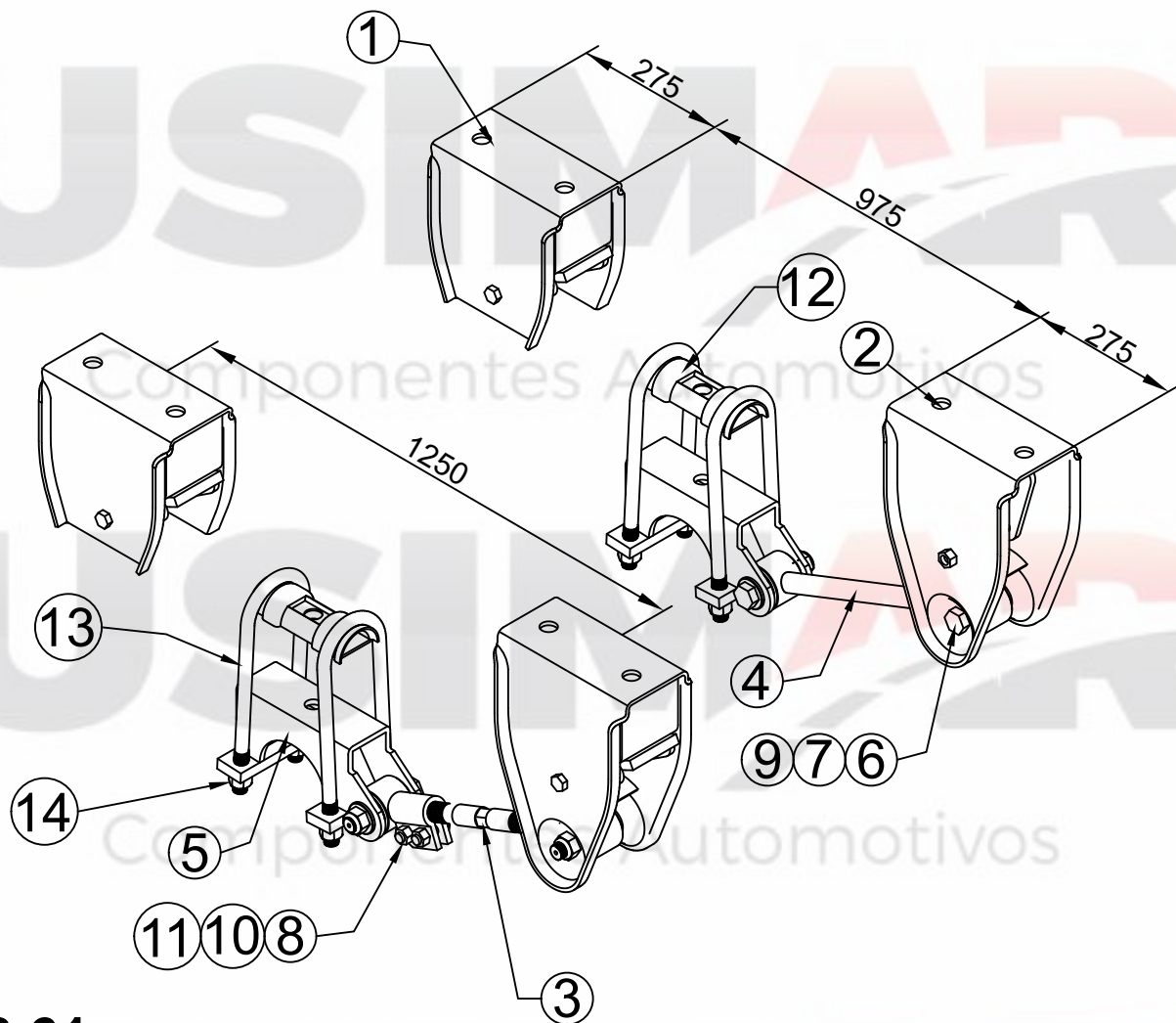


76.60

Terceiro Eixo Randon/Rodoviária 99

Pino balança Ø 50mm e pino tensor cabeça Ø 62mm

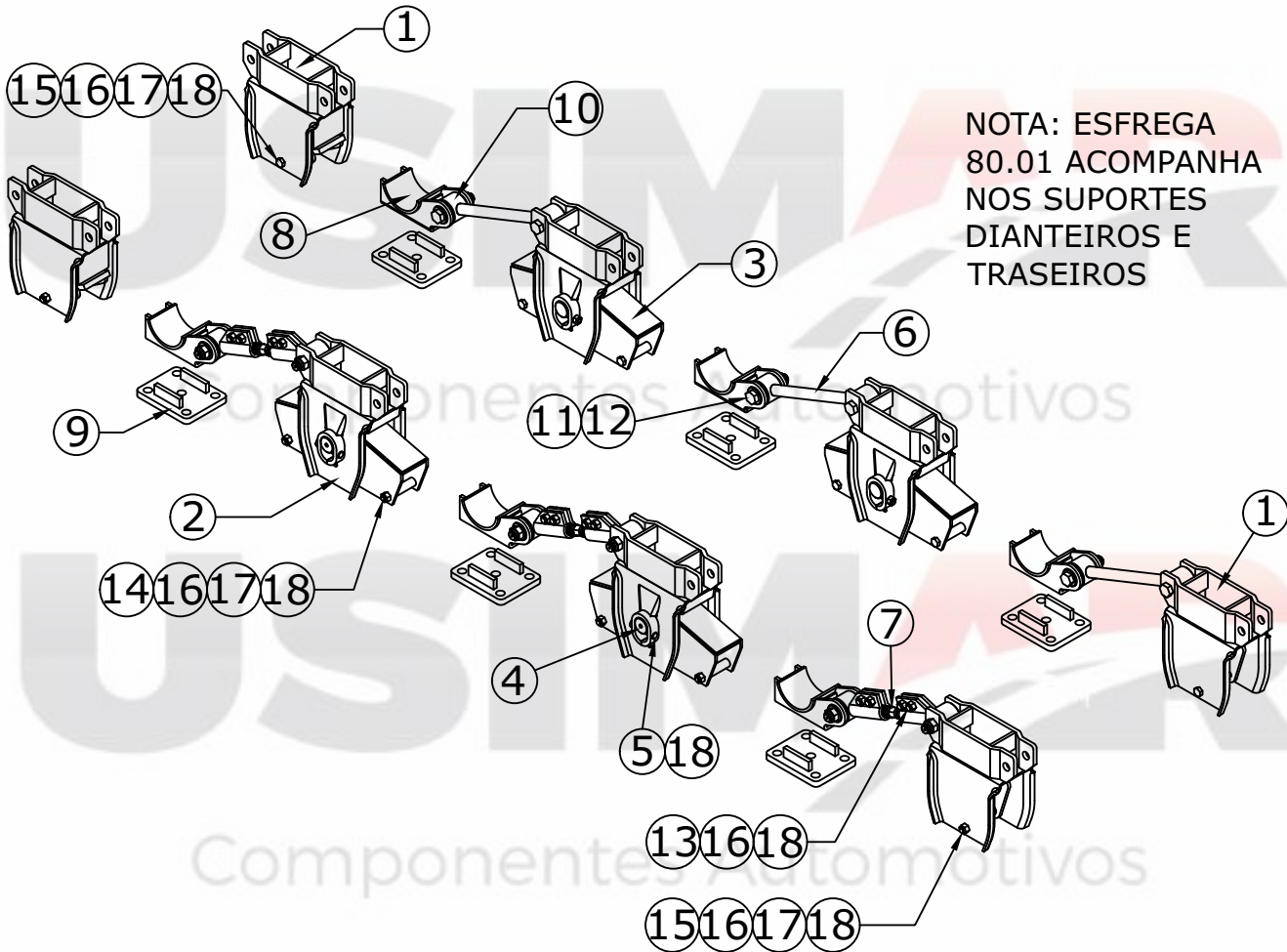
N°	Qtd.	Código	Denominação
01	01	71.46	Suporte dianteiro LD
02	01	71.47	Suporte dianteiro LE
03	02	73.68	Suporte central
04	01	71.83	Suporte traseiro LD
05	01	71.84	Suporte traseiro LE
06	02	70.06	Balança
07	02	40.01	Pino da balança
08	04	41.18	Contrapino do mancal + arruela pressão 5/8"
09	08		Parafuso 1/2" x 3 1/2"
10	08		Porca 1/2"
11	01	60.50	Tensor reg. diant. 820mm
12	08	41.04	Pino do tensor
13	01	60.52	Tensor reg. traseiro 630mm
14	02	81.89	Sapata eixo oco
15	02	81.08	Sapata do 3° eixo
16	01	60.51	Tensor fixo diant. 820mm
17	01	60.53	Tensor fixo traseiro 630mm
18	08	50.04	Porca castelo
19	01	74.40	Travessa de ligação
20	02	80.48	Sapata inferior de tração
21	08		Parafuso 5/8" x 3"
22	12		Porca 5/8"
23	04		Parafuso 5/8" x 5"



76.61

Suspensão 1 eixo do Semi-Reboque Randon 2000

N°	Qtd.	Código	Denominação
01	02	71.62	Suporte traseiro
02	02	71.66	Suporte dianteiro
03	01	60.29	Tensor regulável 480mm
04	01	60.30	Tensor fixo 480mm
05	02	80.50	Sapata eixo redondo
06	04	41.16	Pino tensor
07	04	50.26	Porca do pino tensor
08	04		Porca 5/8"
09	04	90.63	Bucha molecular 2000
10	04		Paraf. 5/8" x 2"
11	04		Arruela de pressão 5/8"
12	02	82.03	Separador de grampo
13	04		Grampo de mola 7/8" x 92 x 360
14	08	50.05	Porca grampo 7/8"



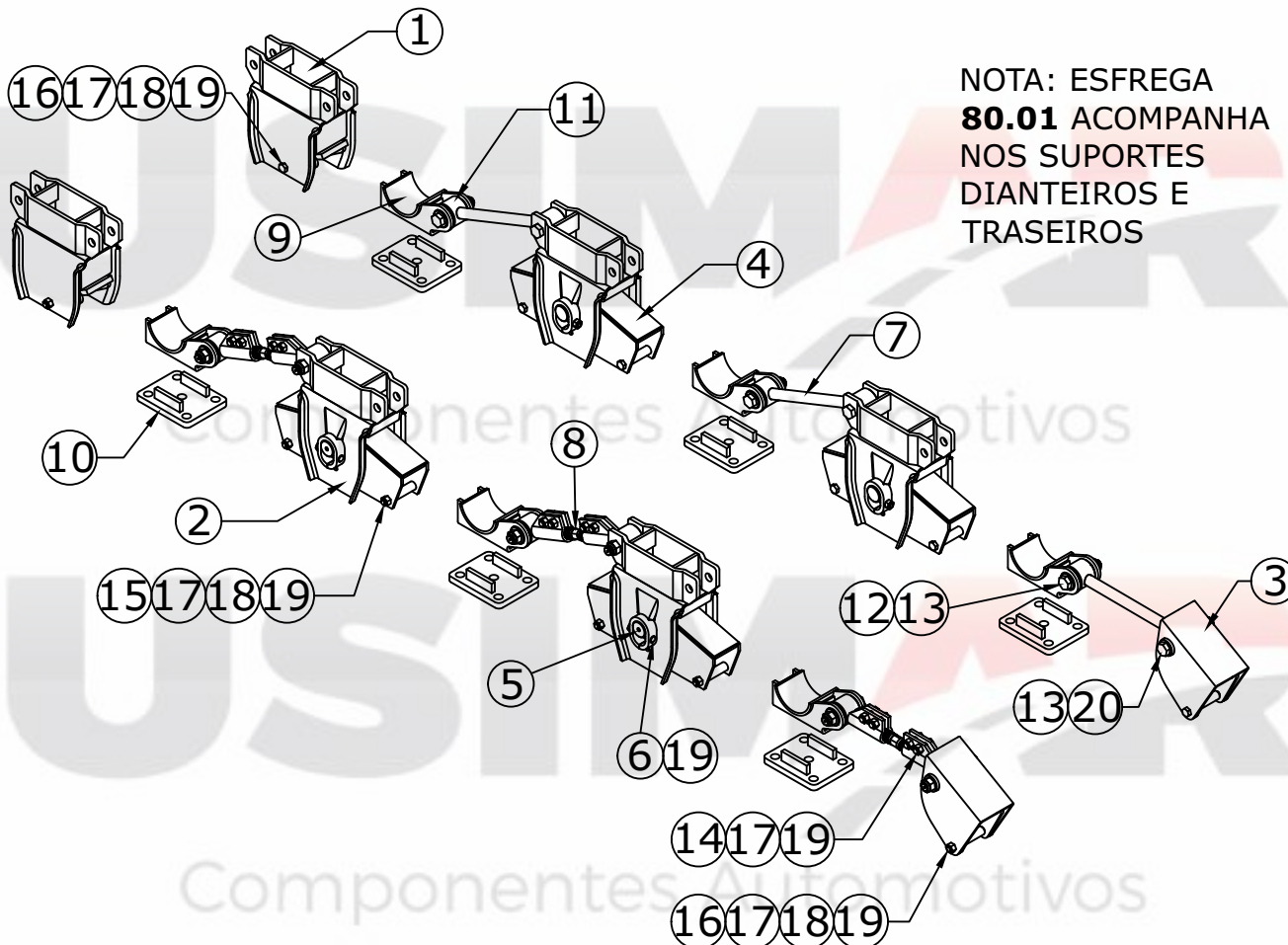
Suspensão Carrega Tudo - Suporte Dianteiro Reto

76.64 - 3 EIXOS

76.65 - 2 EIXOS

Nº	Qtd.	Código	Denominação
01	04	72.33	Suporte Dianteiro/Traseiro
02	04	72.34	Suporte Central
03	04	70.20	Balança
04	04	40.01	Pino da Balança
05	08	41.18	Contrapino do Mancal + porca 9/16"
06	03	62.37	Tensor Fixo 420mm
07	03	62.02	Tensor Regulável 420mm
08	06	81.05	Sapata Superior
09	06	81.06	Sapata Inferior
10	12	90.63	Bucha Molecular
11	12	41.16	Parafuso do Tensor
12	12	50.26	Porca do Pino do Tensor
13	12		Parafuso 5/8" X 2"
14	08		Parafuso 5/8" x 5"
15	04		Parafuso 5/8" x 6"
16	24		Porca 5/8"
17	12	82.04	Tubo
18	32		Arruela de Pressão 5/8"

Nº	Qtd.	Código	Denominação
01	04	72.33	Suporte Dianteiro/Traseiro
02	02	72.34	Suporte Central
03	02	70.20	Balança
04	02	40.01	Pino da Balança
05	04	41.18	Contrapino do Mancal + porca 9/16"
06	02	62.37	Tensor Fixo 420mm
07	02	62.02	Tensor Regulável 420mm
08	04	81.05	Sapata Superior
09	04	81.06	Sapata Inferior
10	08	90.63	Bucha Molecular
11	08	41.16	Parafuso do Tensor
12	08	50.26	Porca do Pino do Tensor
13	08		Parafuso 5/8" X 2"
14	04		Parafuso 5/8" x 5"
15	04		Parafuso 5/8" x 6"
16	16		Porca 5/8"
17	08	82.04	Tubo
18	20		Arruela de Pressão 5/8"



Suspensão Carrega - Suporte Dianteiro inclinado

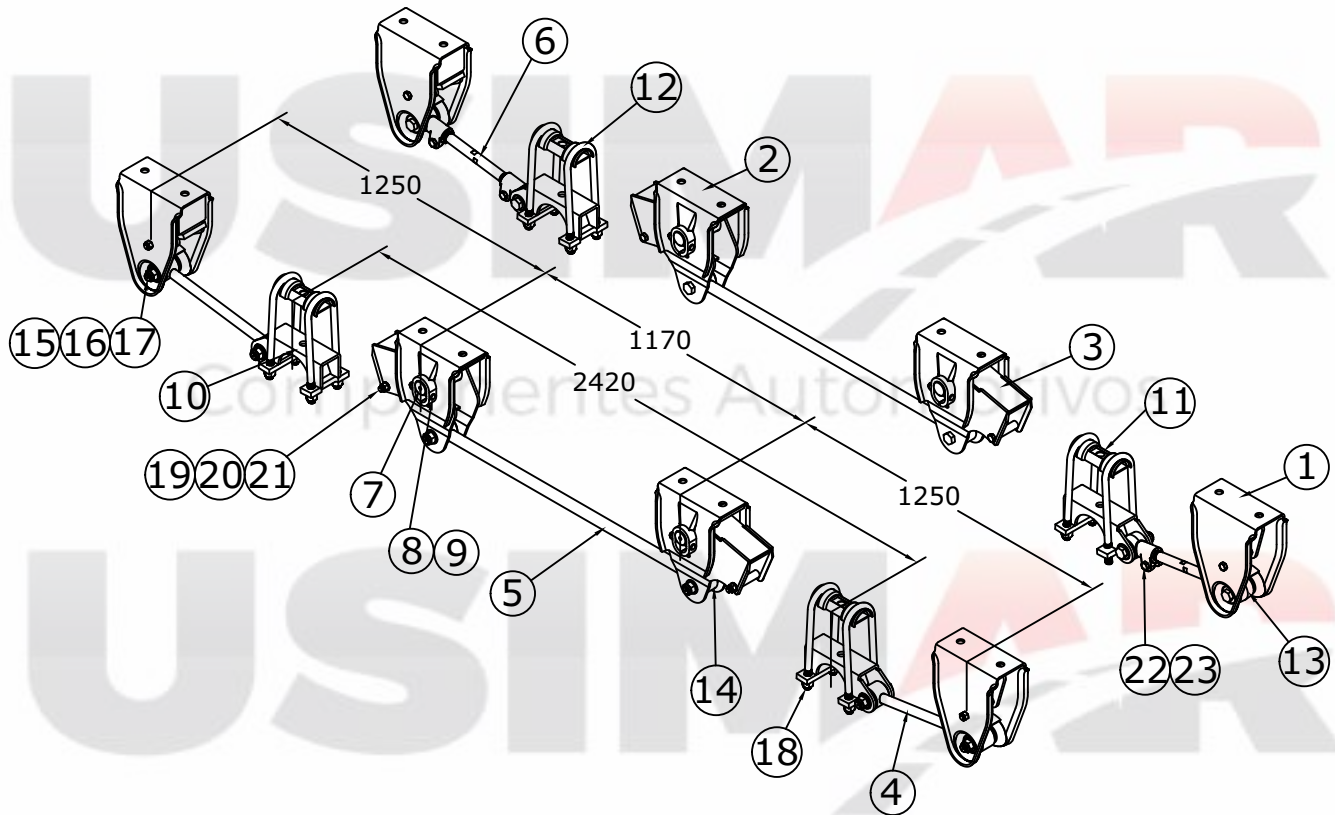
76.66 - 3 EIXOS

76.67 - 2 EIXOS

Nº	Qtd.	Código	Denominação
01	02	72.33	Suporte Traseiro
02	04	72.34	Suporte Central
03	02	72.35	Suporte Dianteiro Inclinado
04	04	70.20	Balança
05	04	40.01	Pino da Balança
06	08	41.18	Contrapino do Mancal + porca 9/16"
07	03	62.37	Tensor Fixo 420mm
08	03	62.02	Tensor Regulável 420mm
09	06	81.05	Sapata Superior
10	06	81.06	Sapata Inferior
11	12	90.63	Bucha Molecular
12	10	41.16	Parafuso do Tensor
13	12	50.26	Porca do Pino do Tensor
14	12		Parafuso 5/8" X 2"
15	08		Parafuso 5/8" x 5"
16	04		Parafuso 5/8" x 6"
17	24		Porca 5/8"
18	12	82.04	Tubo
19	32		Arruela de Pressão 5/8"
20	02	41.52	Pino do Tensor M24 X passo 2mm

Nº	Qtd.	Código	Denominação
01	02	72.33	Suporte Traseiro
02	02	72.34	Suporte Central
03	02	72.35	Suporte Dianteiro Inclinado
04	02	70.20	Balança
05	02	40.01	Pino da Balança
06	04	41.18	Contrapino do Mancal + porca 9/16"
07	02	62.37	Tensor Fixo 420mm
08	02	62.02	Tensor Regulável 420mm
09	04	81.05	Sapata Superior
10	04	81.06	Sapata Inferior
11	08	90.63	Bucha Molecular
12	06	41.16	Parafuso do Tensor
13	08	50.26	Porca do Pino do Tensor
14	08		Parafuso 5/8" X 2"
15	04		Parafuso 5/8" x 5"
16	04		Parafuso 5/8" x 6"
17	16		Porca 5/8"
18	08	82.04	Tubo
19	20		Arruela de Pressão 5/8"
20	02	41.52	Pino do Tensor M24 X passo 2mm

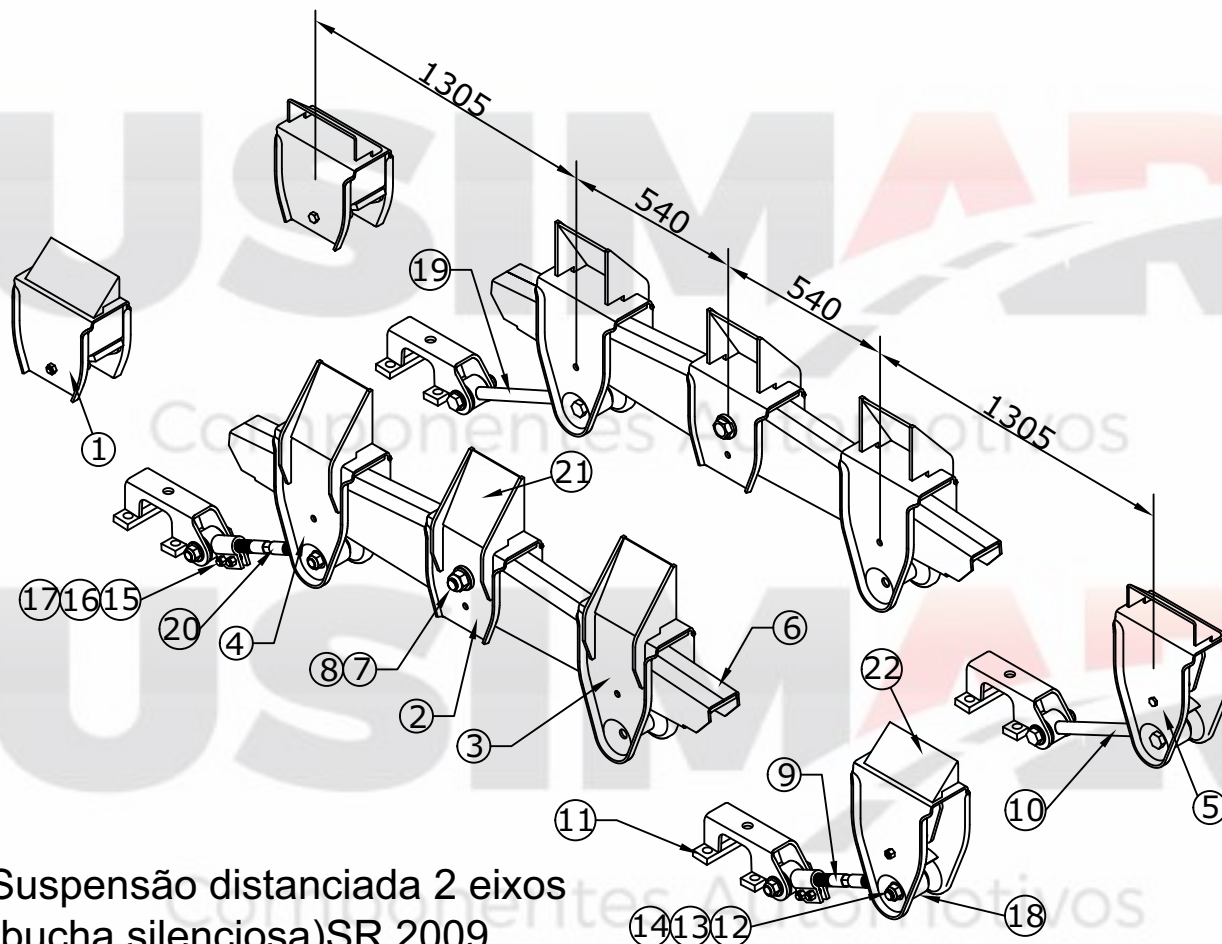
RANDON



76.68

Suspensão 2 Eixos Distanciada do SR Vanderléia

N°	Qtd.	Código	Denominação
01	04	71.66	Suporte diant./tras. c/ esfrega móvel 80.01
02	04	73.47	Suporte Central Curto
03	04	70.28	Balança
04	02	60.30	Tensor fixo c/ 480mm
05	02	60.01	Tensor fixo c/ 1170mm
06	02	60.90	Tensor regulável c/ 480mm c/ luvas fundidas
07	04	40.01	Pino da Balança Ø49.9
08	08	41.18	Contrapino do mancal com porca
09	12		Arruela de pressão 5/8"
10	04	80.50	Sapata do SR eixo redondo
11	04	82.03	Separador grampo de mola
12	08		Grampo de mola tipo "C" Ø7/8" x 92 x 360
13	08	90.63	Bucha molecular do tirante
14	04	91.27	Bucha molecular
15	12	41.16	Pino do tensor
16	12	50.26	Porca do pino do tensor
17	12	30.92	Arruela do pino do tensor
18	16	50.05	Porca 7/8"
19	04		Porca 5/8"
20	04		Parafuso 5/8" x 5"
21	04	82.08	Tubo 92mm
22	04		Parafuso M16 x 80 classe 8.8
23	04		Porca M16 amassada



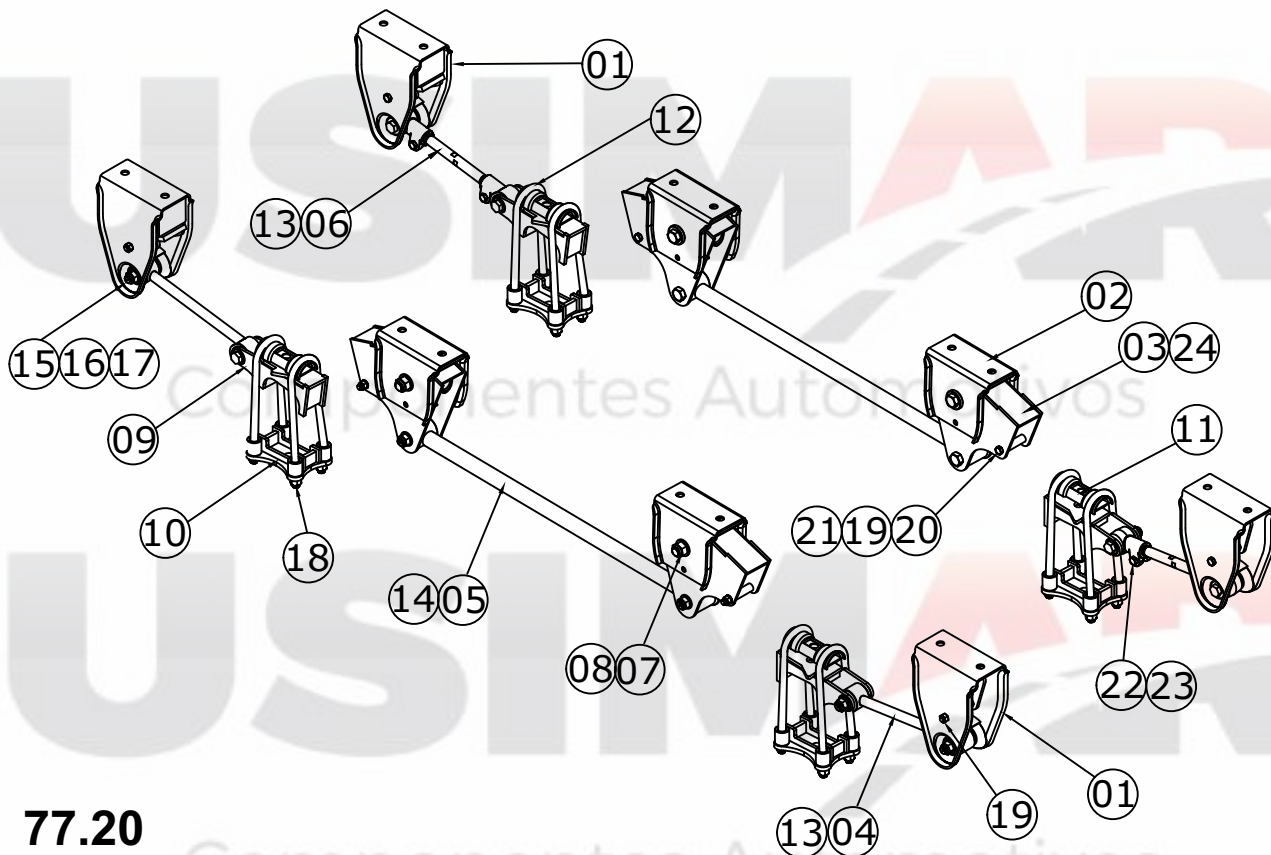
Suspensão distanciada 2 eixos
(bucha silenciosa)SR 2009

77.02
Sem reforços

77.03
Com reforços

Nº	Qtd.	Código	Denominação
01	02	71.62	Suporte traseiro
02	02	72.67	Suporte central
03	02	73.41	1º Suporte da balança
04	02	73.36	2º Suporte da balança
05	02	71.66	Suporte dianteiro
06	02	70.24	Balança distanciada
07	02	40.58	Pino da balança
08	02	50.30	Porca
09	01	60.29	Tensor regulável c/ 480mm
10	01	60.30	Tensor fixo c/ 480mm
11	04	80.51	Sapata eixo retângular
12	08	41.16	Pino tensor
13	08	50.26	Porca do pino tensor
14	04	30.92	Arruela
15	08		Parafuso 5/8" x 2"
16	08		Arruela pressão 5/8"
17	08		Porca 5/8"
18	08	90.63	Bucha molecular 2000
19	01	60.34	Tensor fixo c/ 535mm
20	01	60.41	Tensor regulável c/ 535mm
21	06		Reforço suporte central, 1ª e 2ª balança
22	04		Reforço do suporte dianteiro e traseiro

RANDON

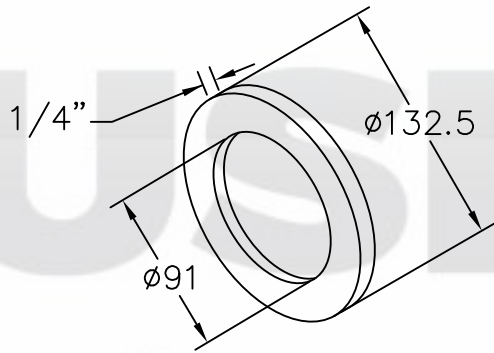


77.20

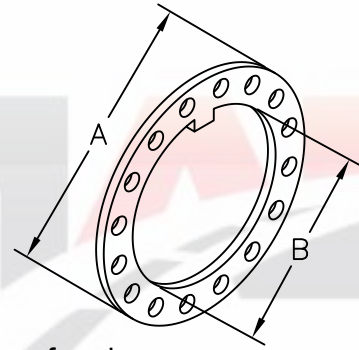
Suspensão 2 Eixos Distanciada com bucha molecular 2018

N°	Qtd.	Código	Denominação
01	04	71.66	Suporte diant./tras. c/ esfrega móvel 80.01
02	04	77.21	Suporte central curto
03	04	77.14	Balança
04	02	60.30	Tensor fixo c/ 480mm
05	02	62.77	Tensor fixo c/ 1260mm
06	02	60.90	Tensor regulável c/ 480mm c/ luvas fundidas
07	04	40.58	Pino da Balança M30
08	04	50.30	Porca M30 autotravante
09	04		Sapata do SR superior
10	04		Sapata do SR inferior
11	04	82.58	Separador grampo de mola "C"
12	08		Grampo de mola tipo "C" Ø7/8" x 92 x 410
13	08		Bucha molecular do tirante
14	04		Bucha molecular do tensor fixo
15	12	41.16	Pino do tensor
16	12	50.26	Porca do pino do tensor
17	12	30.92	Arruela do pino do tensor
18	16	50.05	Porca 7/8" dupla
19	04		Porca 5/8" autotravante
20	04		Parafuso 5/8" x 5"
21	04	82.08	Tubo 92mm
22	04		Parafuso M16 x 80 classe 8.8
23	04		Porca M16 autotravante
24	04		Bucha molecular da balança

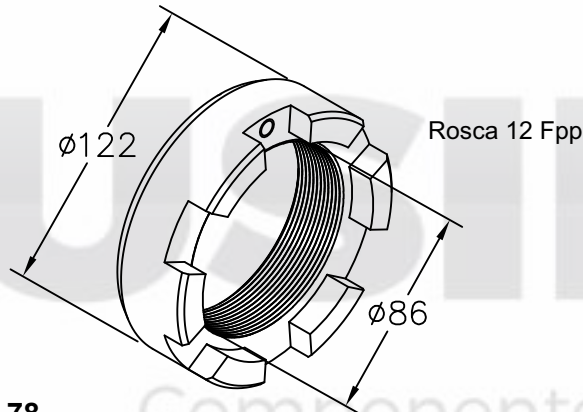
RODOVIÁRIA



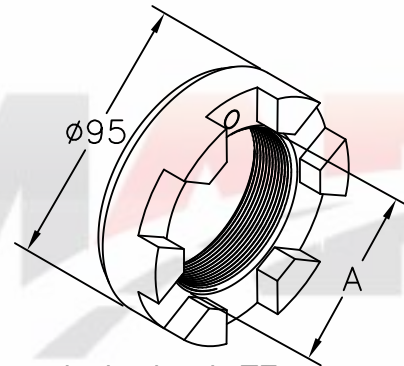
30.28
Arruela externa para balança do SR



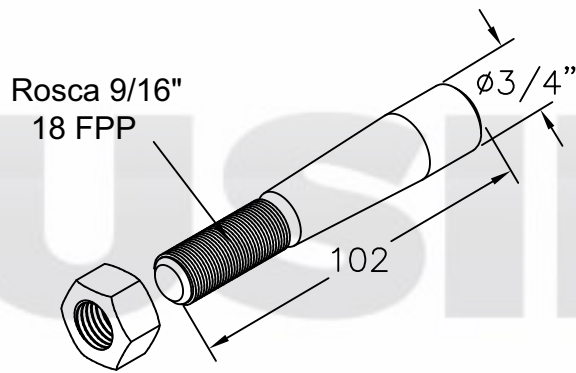
Arruela perfurada
30.77 - A = Ø98mm B = Ø63mm (TE)
30.88 - A = Ø125mm B = Ø89 (SR)



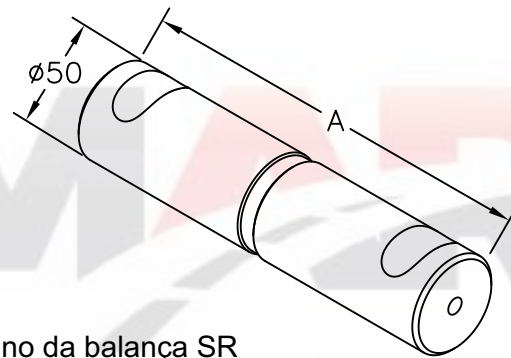
30.78
Porca castelo do eixo do SR



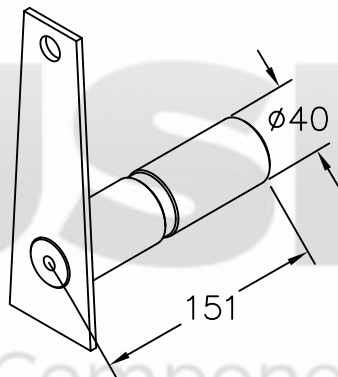
Porca castelo do eixo do TE
30.79 - Rosca M62 x 1,5mm
30.85 - Rosca M66 x1,5mm



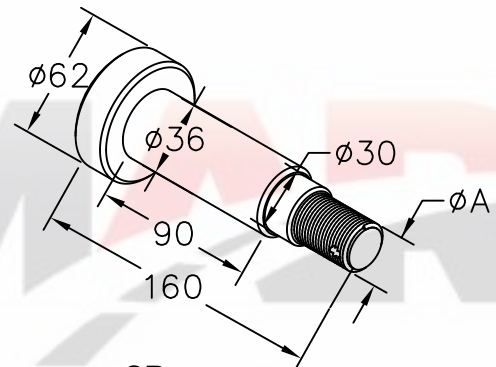
40.05
Pino cônico do SR com porca



Pino da balança SR
40.17 - A = 215mm
40.18 - A = 225mm

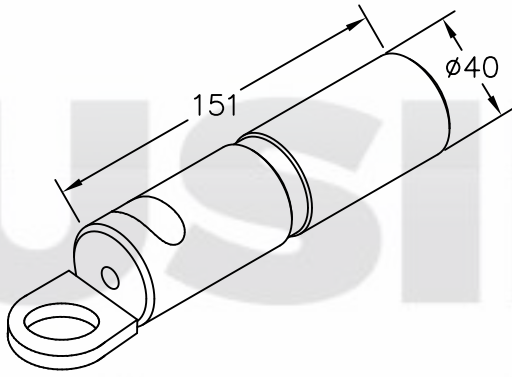


40.19
Pino do deslizante do TE

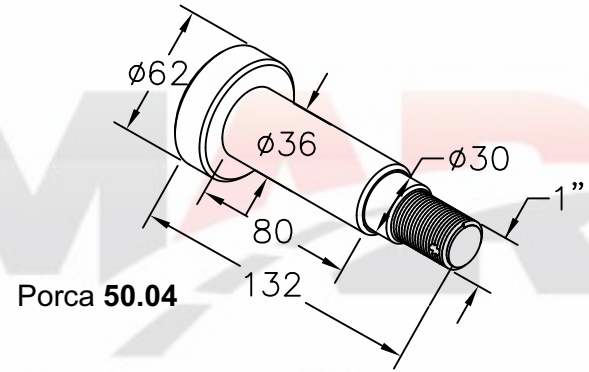


Pino tensor para SR
41.04 - A = 1" (Porca castelo **50.04**)
41.37 - A = M24 x 2 (porca **50.26**)

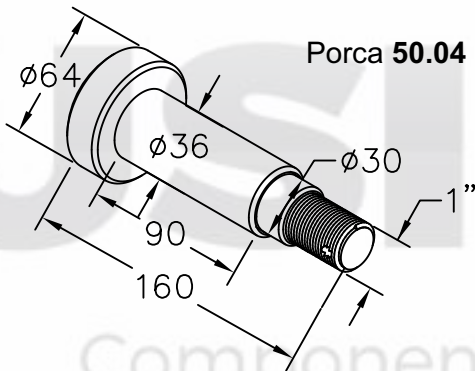
RODOVIÁRIA



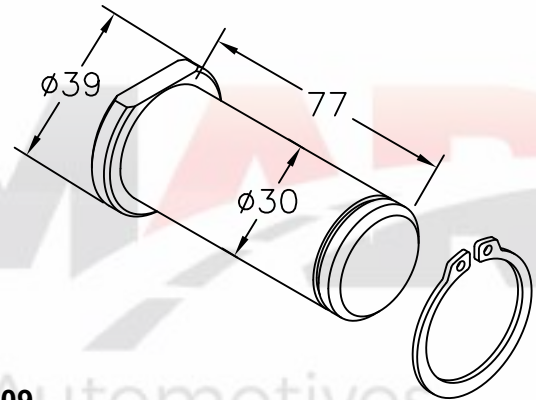
41.42
Pino do suporte traseiro do TE



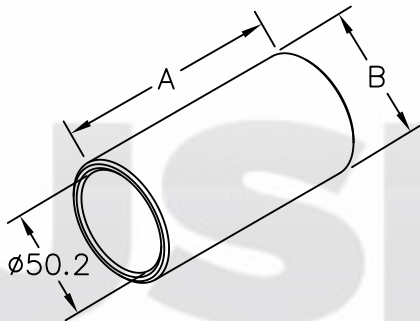
41.54
Pino tensor curto para SR



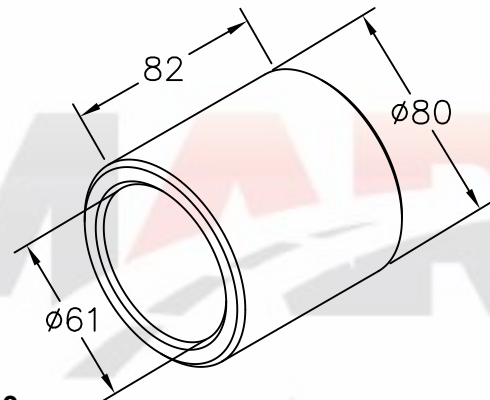
41.78
Pino tensor para SR com cabeça Ø64mm



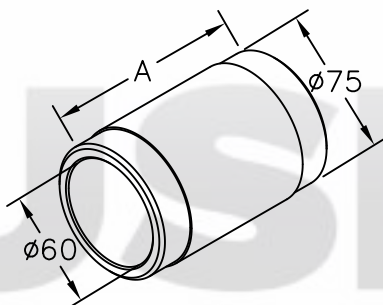
42.09
Pino da sapata do freio c/ anéis do TE



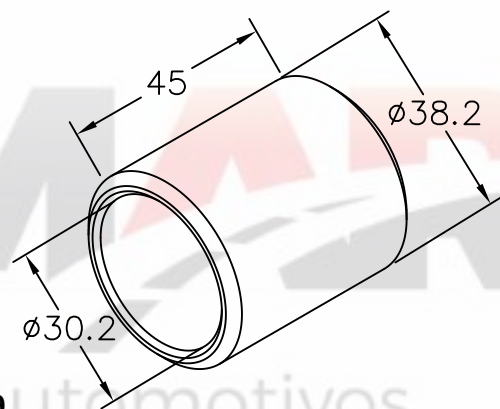
Bucha interna para balança
50.01 - A = 118mm B = Ø60,3
50.25 - A = 130mm B = Ø60,3
51.38 - A = 118mm B = Ø60



50.13
Bucha da ponteira do tensor do SR

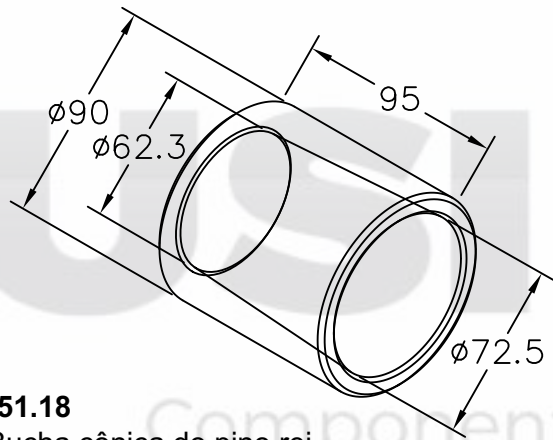


Bucha externa da balança
50.27 - A = 119mm (TE)
50.28 - A = 130mm (SR)
50.29 - A = 120mm (SR)

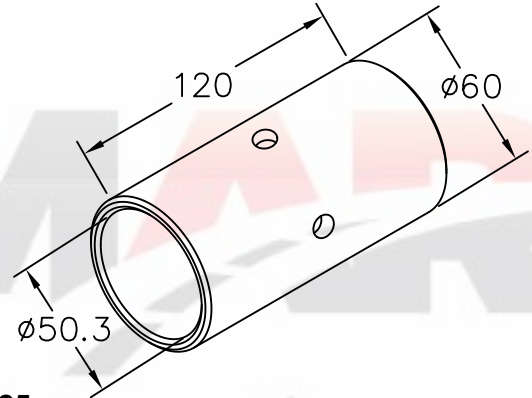


50.79
Bucha do pino da sapata do freio do SR

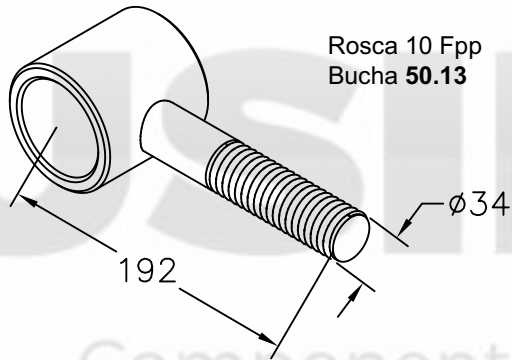
RODOVIÁRIA



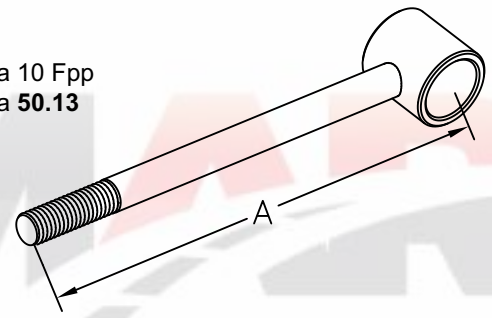
51.18
Bucha cônica do pino rei



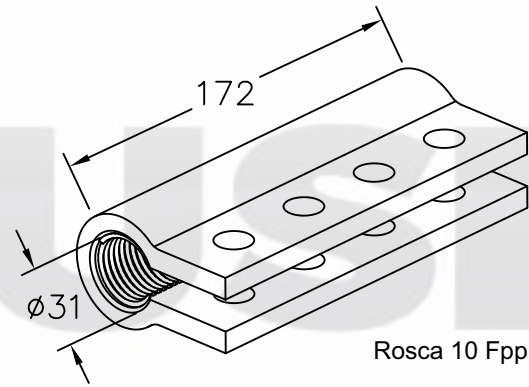
51.25
Bucha interna para balança do SR



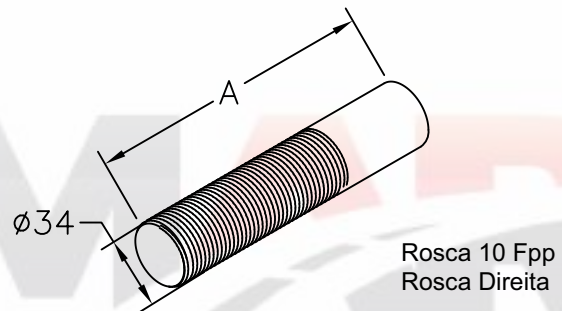
60.02
Ponteira do tensor do TE rosca direita



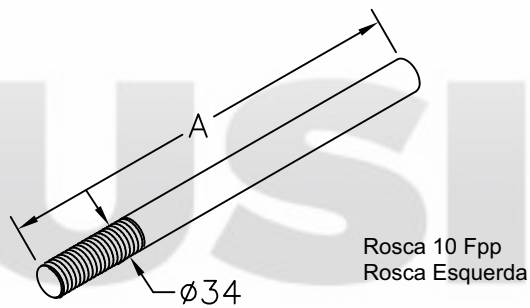
Ponteira do tensor do TE rosca esquerda
60.03 - A = 480mm
60.61 - A = 350 mm
60.70 - A = 590 mm



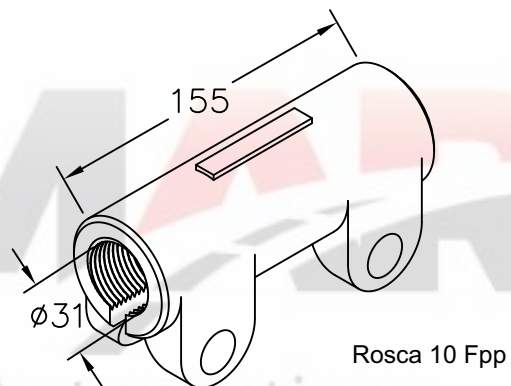
60.07
Luva do tensor do SR



Varão do tensor do SR
60.08 - A = 152mm
60.09 - A = 300mm
60.10 - A = 250mm

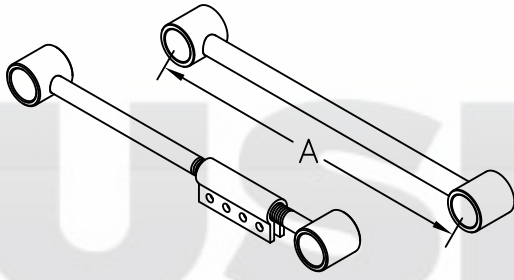


Varão do tensor
60.11 - A = 440mm
60.12 - A = 570mm
60.14 - A = 800mm



60.13
Luva fundida do tensor

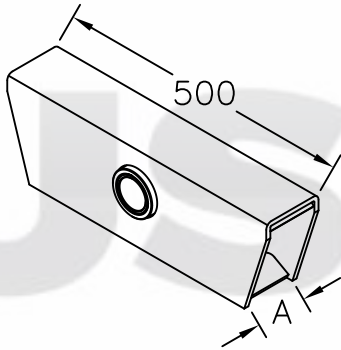
RODOVIÁRIA



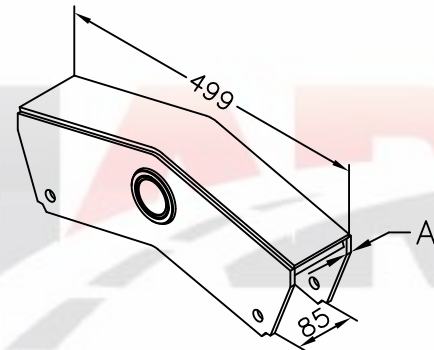
Tensor do Terceiro eixo

Bucha 50.13
Luva 60.07

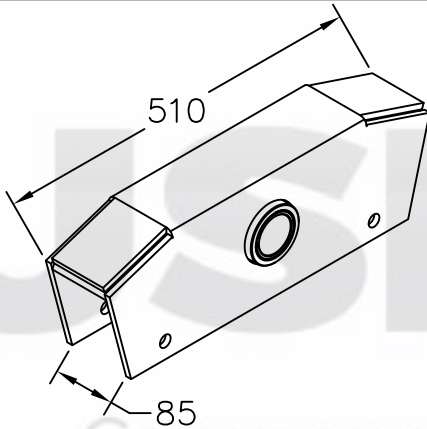
FIXO	REGULÁVEL
61.13 - A = 692mm	60.04 - A = 692mm
61.49 - A = 800mm	60.57 - A = 560mm
61.28 - A = 750mm	60.83 - A = 800mm
61.29 - A = 650mm	61.26 - A = 750mm
	61.27 - A = 650mm
	62.14 - A = 700mm
60.24 - A = 822mm	61.45 - A = 822mm



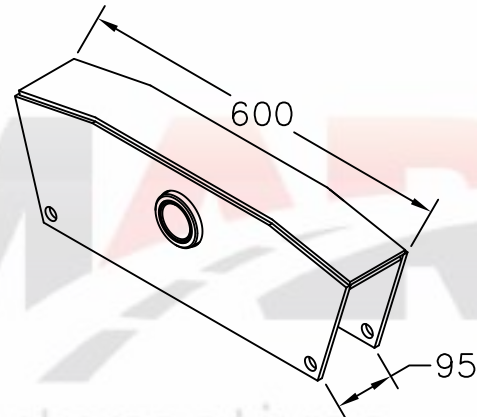
Balança do TE modelo 88 p/ pino 50mm
70.06 - A= 85mm
72.83 - A=95mm



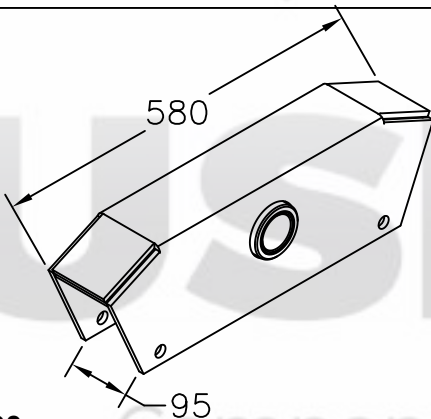
Balança do TE para pino Ø50mm mola 80mm
70.11 - chapa 5/16"
73.18 - chapa 3/8"



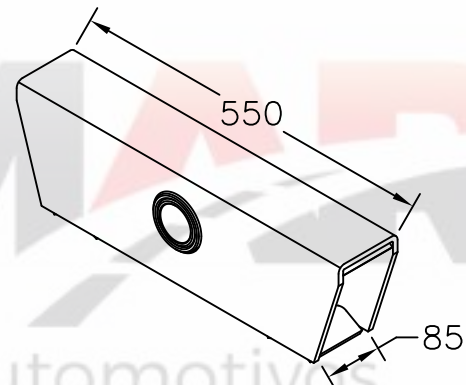
70.31
Balança do TE para pino Ø50



70.32
Balança do SR para pino Ø 50mm

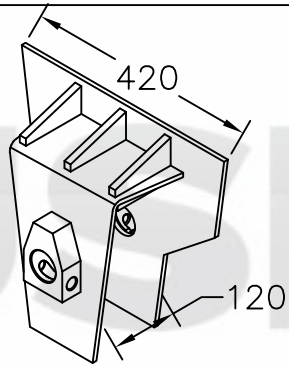


70.33
Balança do SR moderna para pino Ø 50

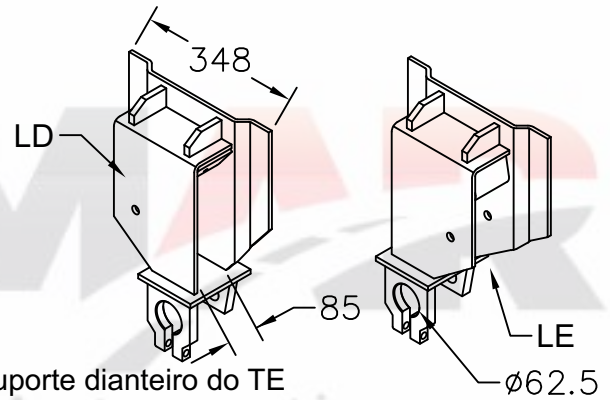


75.26
Balança do TE para pino Ø50


RODOVIÁRIA




Suporte central do TE p/ pino 50mm
71.45 - corpo em 5/16"
73.54 - corpo em 3/8"



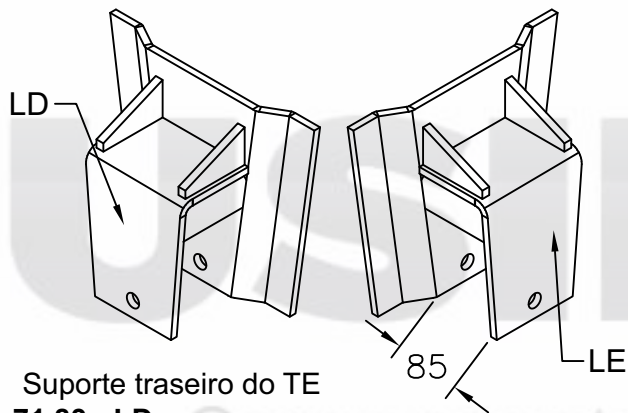
Suporte dianteiro do TE
71.46 - LD
71.47 - LE



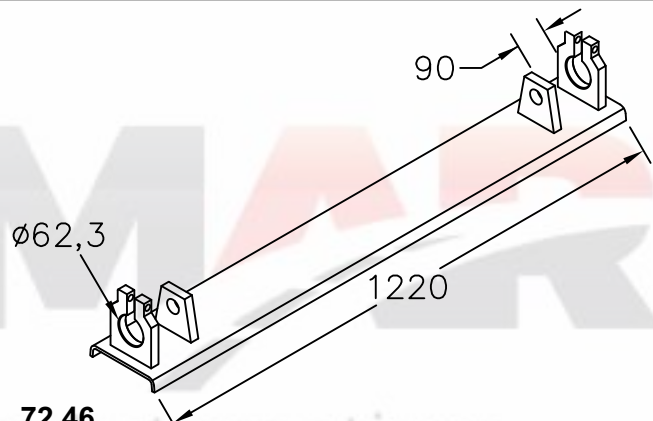
71.81
 Suporte traseiro do TE modelo antigo



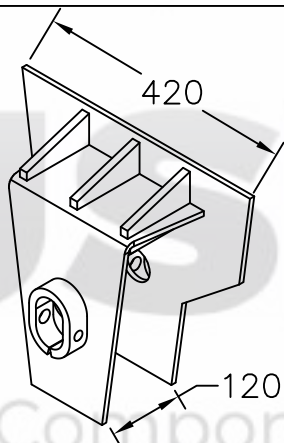
71.82
 Suporte traseiro do TE



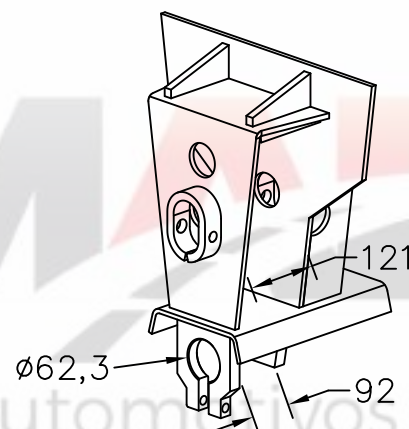
Suporte traseiro do TE
71.83 - LD
71.84 - LE



72.46
 Travessa de ligação da suspensão do TE

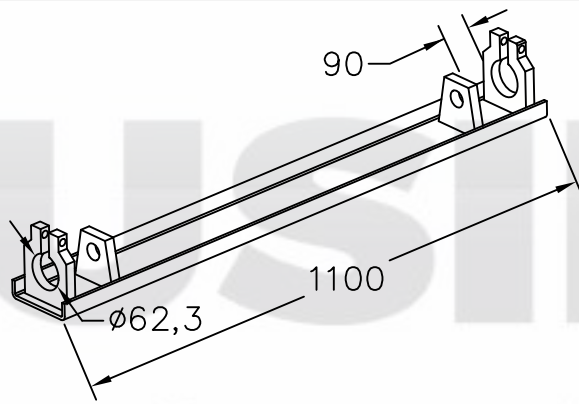


72.86
 Suporte central do TE para pino $\phi 50$ mm



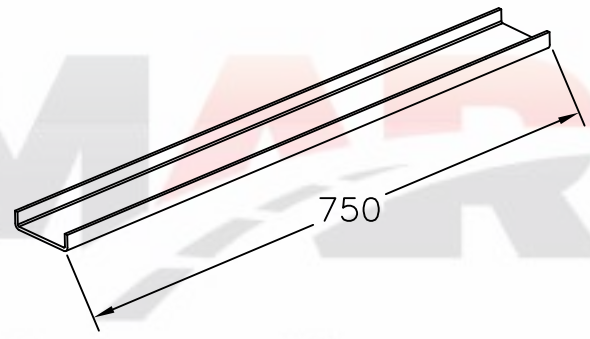
73.68
 Suporte central para pino $\phi 50$ mm do TE

RODOVIÁRIA



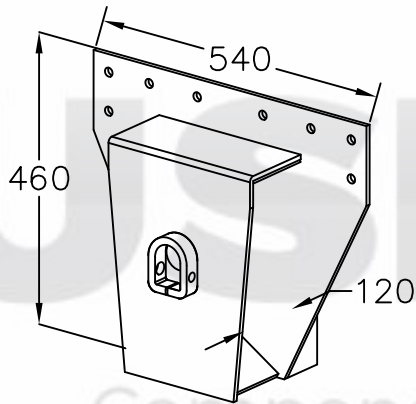
73.96

Travessa de ligação da suspensão do TE LS



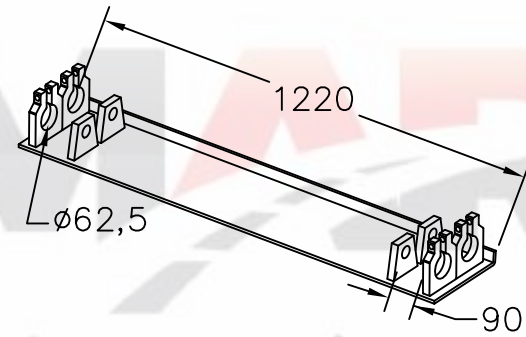
74.40

Travessa de ligação do suporte central



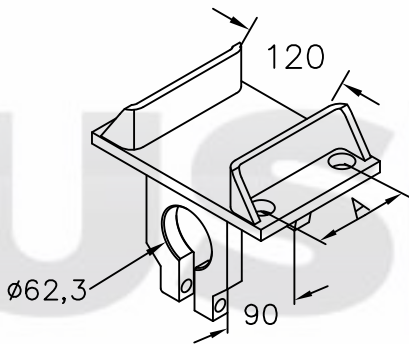
75.14

Suporte central TE p/ pino 50mm p/ mancal duplo



75.25

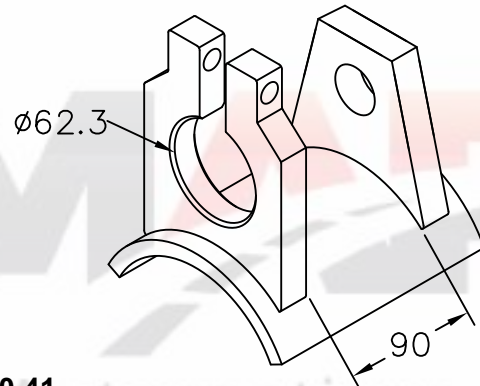
Travessa de ligação dupla do TE



Sapata do eixo de tração c/ abertura 120mm

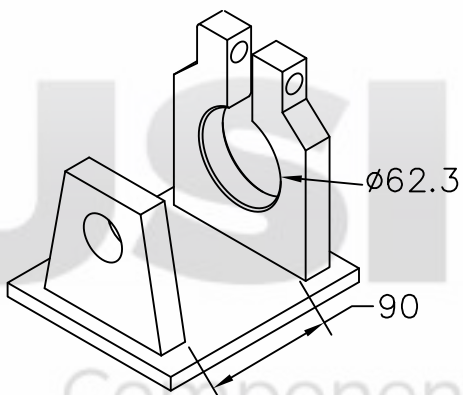
80.33 - A = 116mm (mola 90mm)

80.48 - A = 102mm (mola 80mm)



80.41

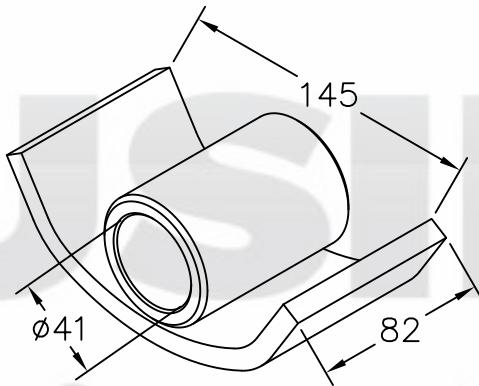
Mancal do pino tensor com base oval



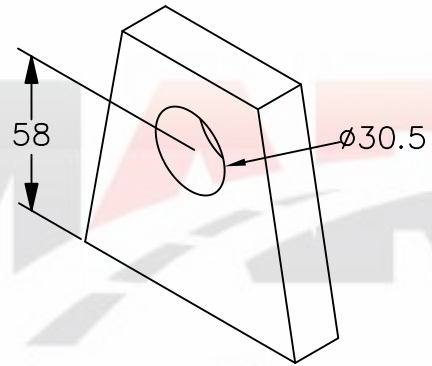
80.42

Mancal do pino tensor do TE

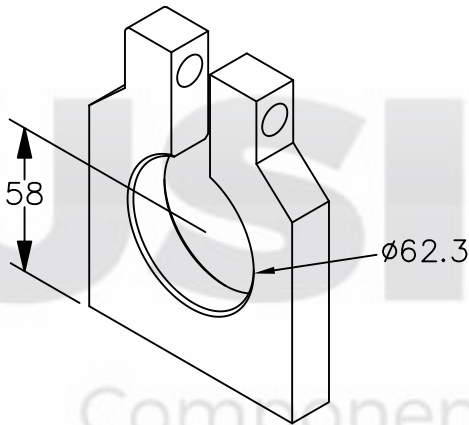
RODOVIÁRIA



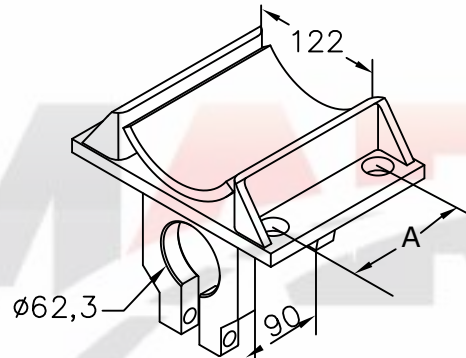
80.43
Deslizante do TE



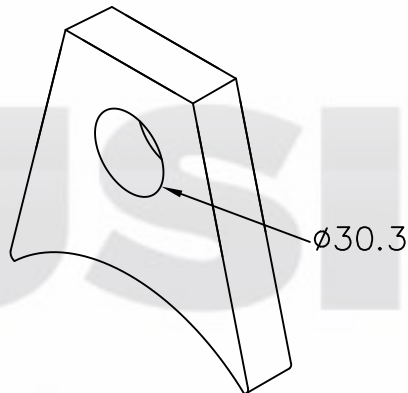
80.44
Mancal interno do pino tensor do TE ou SR



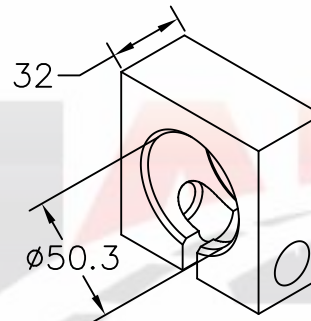
80.45
Mancal externo do pino tensor do SR



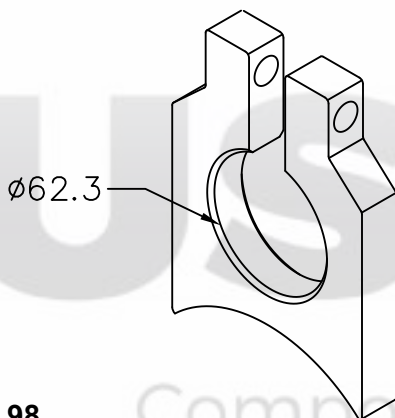
Sapata para eixo redondo
80.46 - A = 116mm (SR)
80.47 - A = 102mm (TE)



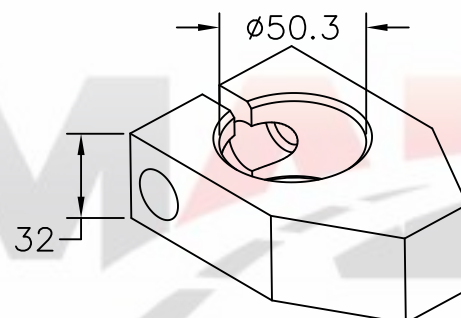
80.97
Mancal interno com base oval do SR



Mancal interno para pino $\phi 50$ mm da balança do SR
80.49 - P/ chaveta cônica
82.06 - C/ furo 16mm

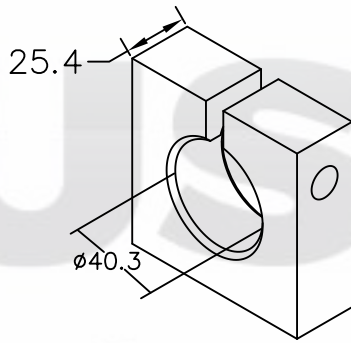


80.98
Mancal externo com base oval do SR

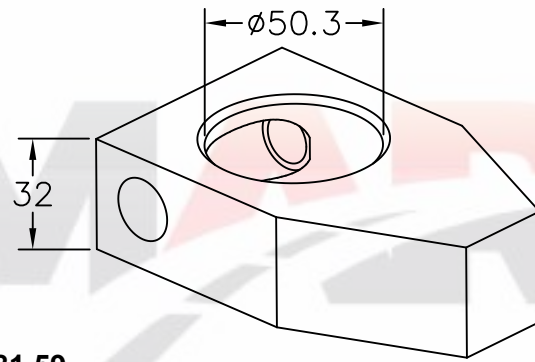


Mancal externo para pino $\phi 50$ mm da balança do TE
80.99 - P/ chaveta cônica
82.05 - C/ furo $\phi 16$ mm

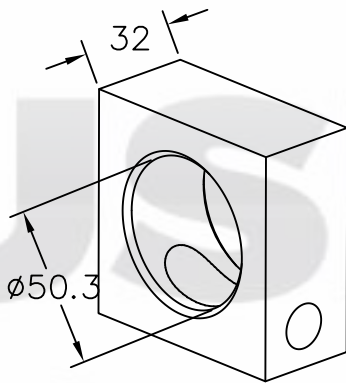
RODOVIÁRIA



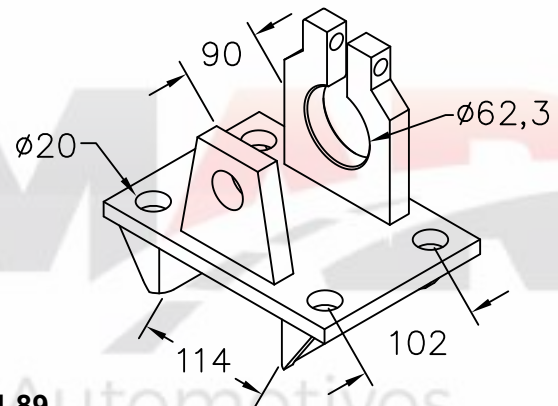
81.15
Mancal do suporte traseiro do TE p/ pino 40mm



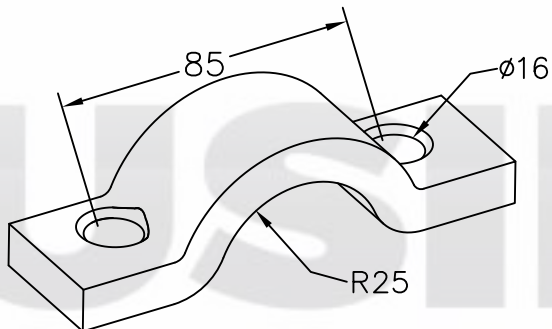
81.59
Mancal externo do pino da balança 50mm
(fechado)



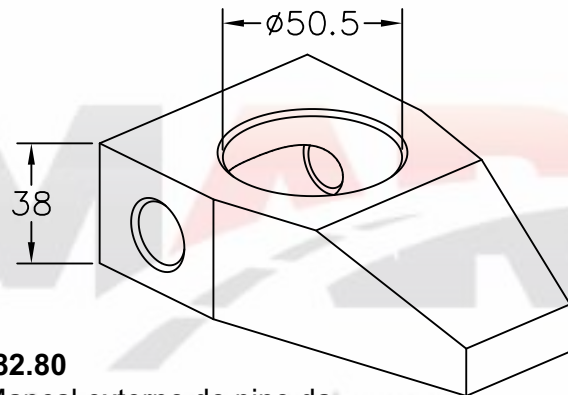
81.60
Mancal interno do pino da balança 50mm do
SR (fechado)



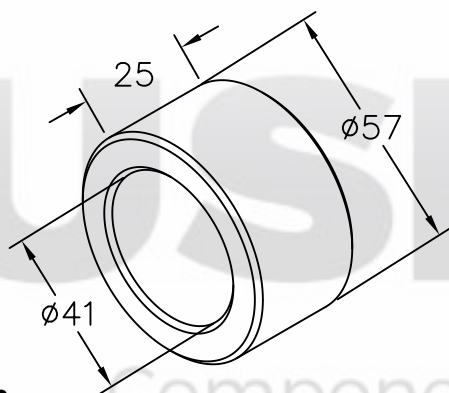
81.89
Sapata inferior do TE



82.07
Semi-mancal do pino da balança do SR
com \varnothing 50mm



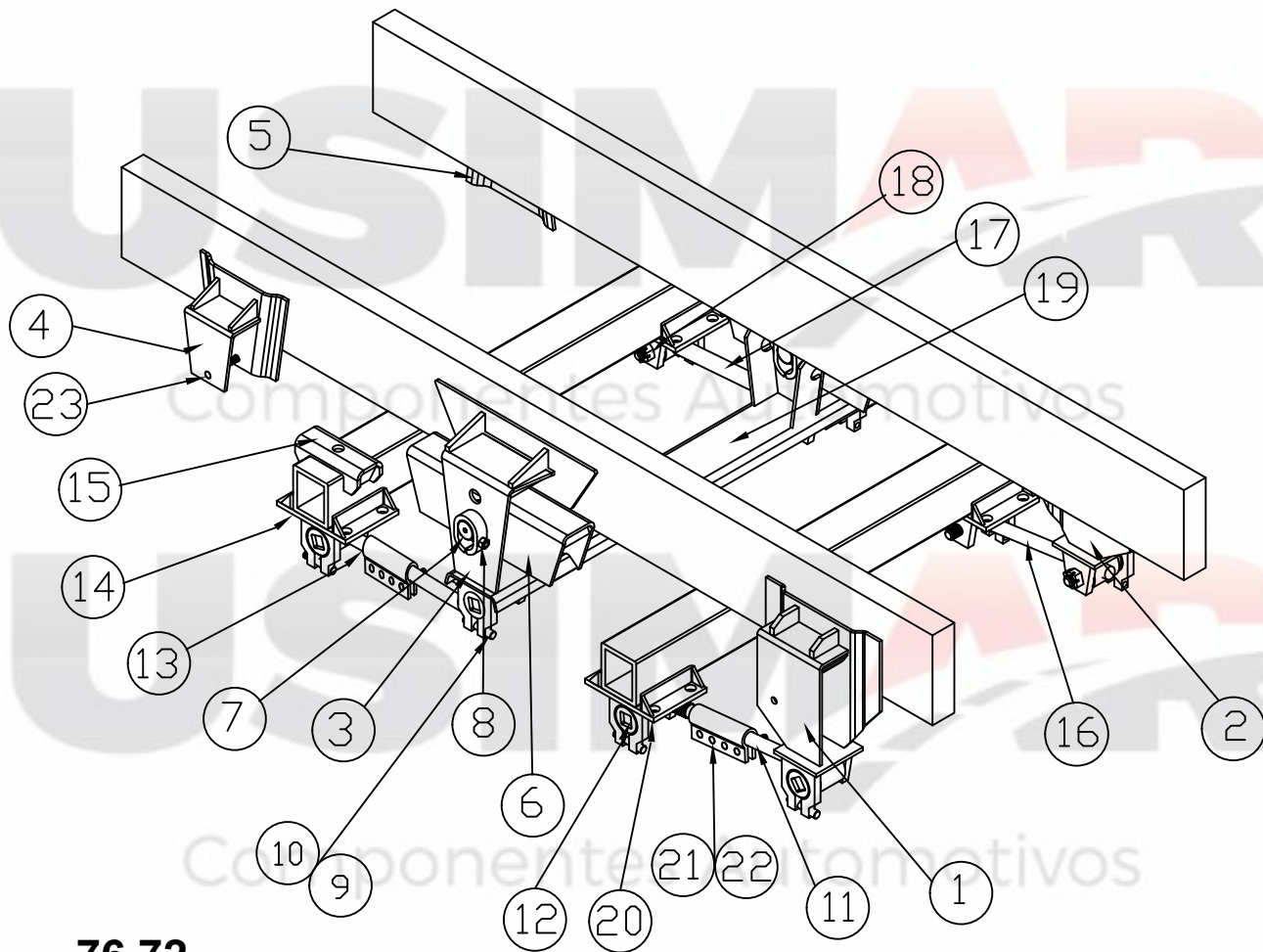
82.80
Mancal externo do pino da
balança \varnothing 50mm



83.06
Mancal externo pino do suporte traseiro



RODOVIÁRIA



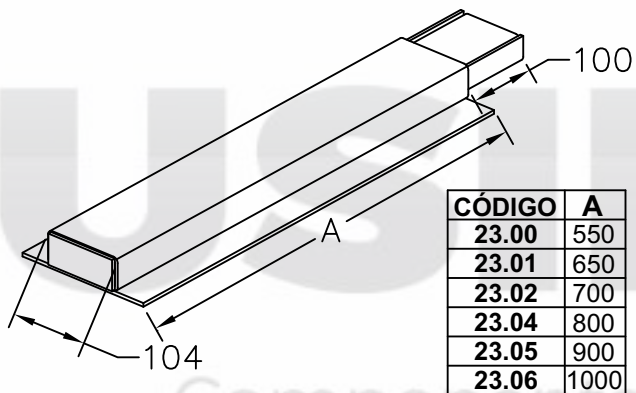
76.72

Terceiro Eixo Randon/Rodoviária 99

Pino balança Ø 50mm e pino tensor cabeça Ø 62mm

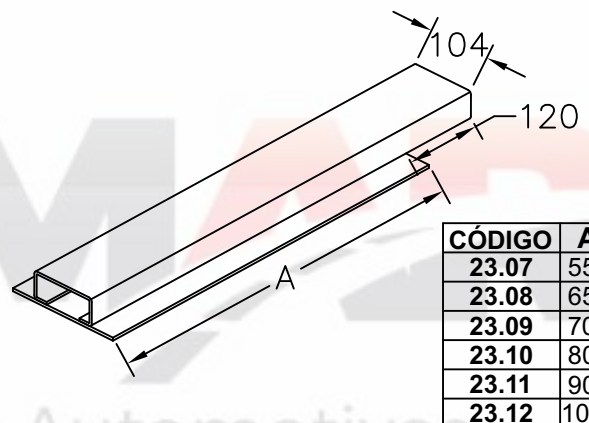
N°	Qtd.	Código	Denominação
01	01	71.46	Suporte dianteiro LD
02	01	71.47	Suporte dianteiro LE
03	02	73.68	Suporte central
04	01	71.83	Suporte traseiro LD
05	01	71.84	Suporte traseiro LE
06	02	70.06	Balança
07	02	40.01	Pino da balança
08	04	41.18	Contrapino do mancal + arruela pressão 5/8"
09	08		Parafuso 1/2" x 3 1/2"
10	08		Porca 1/2"
11	01	60.50	Tensor reg. diant. 820mm
12	08	41.04	Pino do tensor
13	01	60.52	Tensor reg. traseiro 630mm
14	02	81.89	Sapata eixo oco
15	02	81.08	Sapata do 3° eixo
16	01	60.52	Tensor fixo diant. 820mm
17	01	60.53	Tensor fixo traseiro 630mm
18	08	50.04	Porca castelo
19	01	74.40	Travessa de ligação
20	02	80.48	Sapata inferior de tração
21	08		Parafuso 5/8" x 3"
22	12		Porca 5/8"
23	04		Parafuso 5/8" x 5"

GUERRA



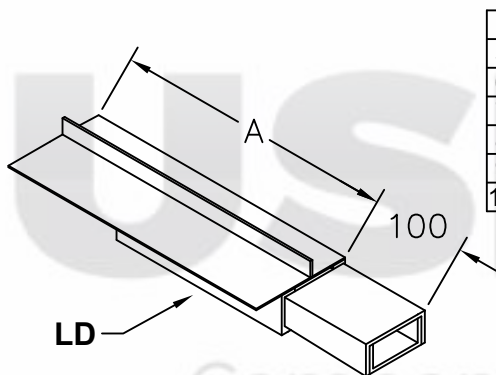
CÓDIGO	A
23.00	550
23.01	650
23.02	700
23.04	800
23.05	900
23.06	1000

Fueiro superior do SR graneleira



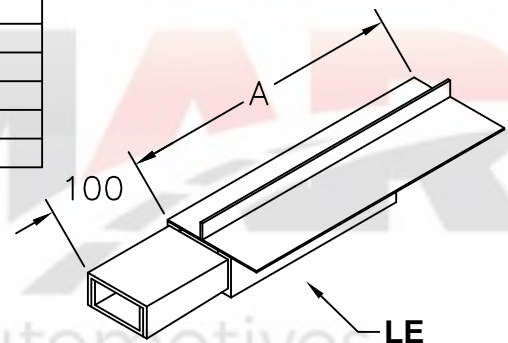
CÓDIGO	A
23.07	550
23.08	650
23.09	700
23.10	800
23.11	900
23.12	1000

Fueiro inferior do SR graneleira

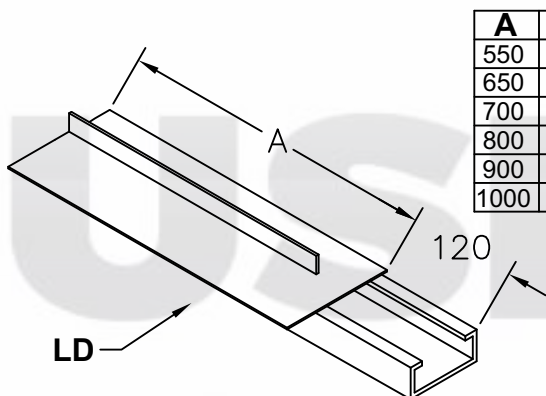


A	DIREITO	ESQUERDO
550	23.13	23.19
650	23.14	23.20
700	23.15	23.21
800	23.16	23.22
900	23.17	23.23
1000	23.18	23.24

Fueiro superior traseiro do SR

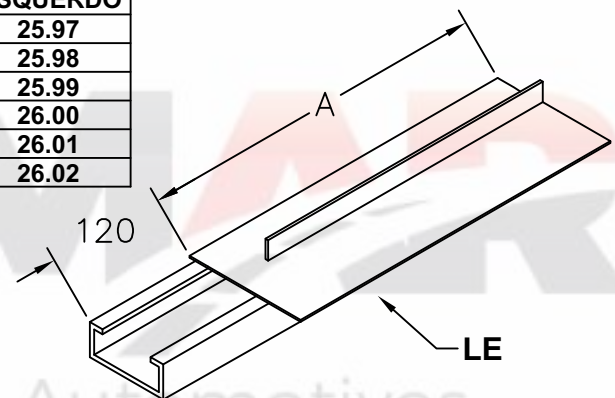


LE

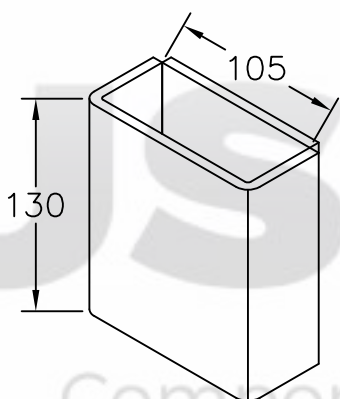


A	DIREITO	ESQUERDO
550	25.91	25.97
650	25.92	25.98
700	25.93	25.99
800	25.94	26.00
900	25.95	26.01
1000	25.96	26.02

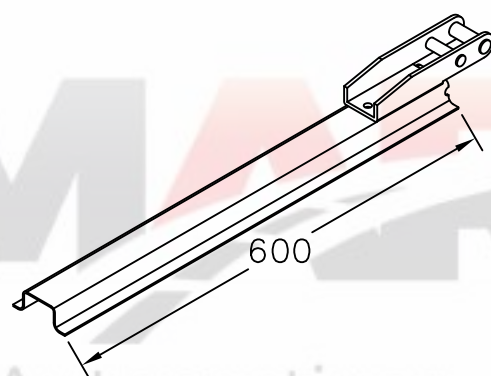
Fueiro inferior traseiro do SR



LE

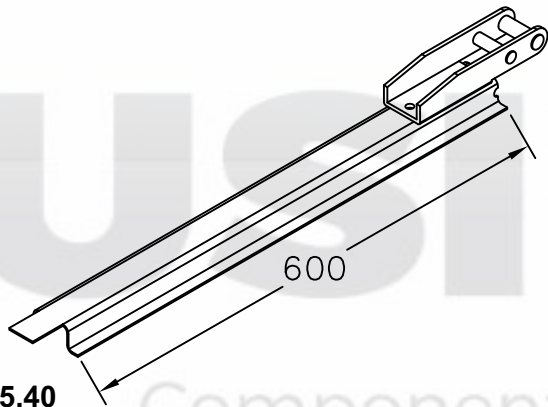


25.23
Caixa do fueiro do SR

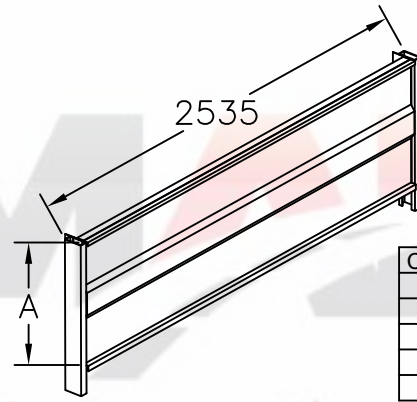


25.39
Dobradiça inferior da tampa 700 mm do SR

GUERRA

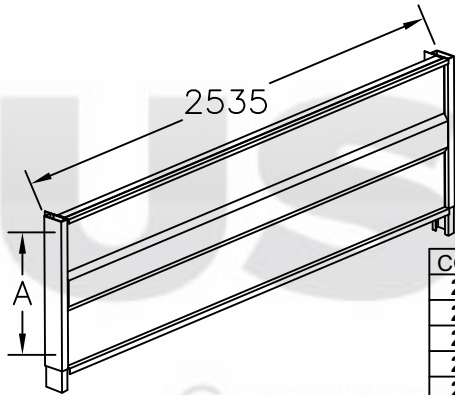


25.40
Dobradiça superior da tampa 700 mm do SR



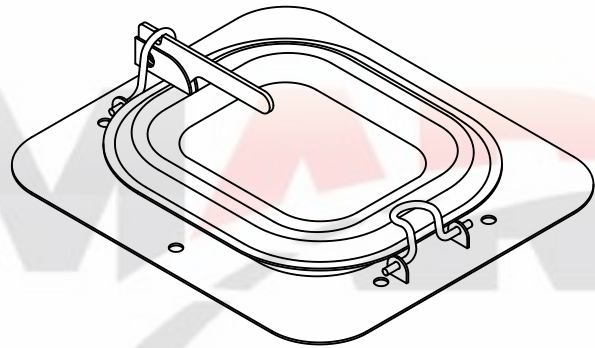
Peito inferior do SR modelo 96

CÓDIGO	A
26.03	700
26.04	650
26.05	600
25.59	800
26.06	975

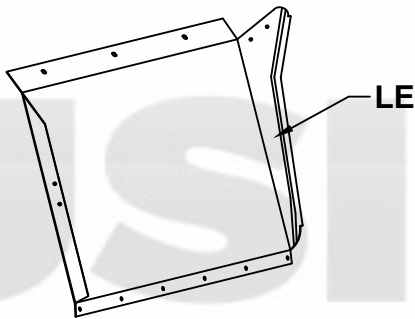


Peito superior do SR modelo 96

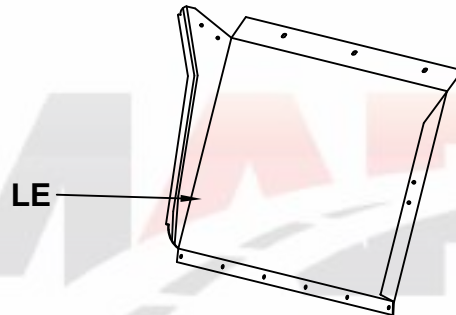
CÓDIGO	A
26.07	700
26.08	650
26.09	600
25.60	800
26.10	975



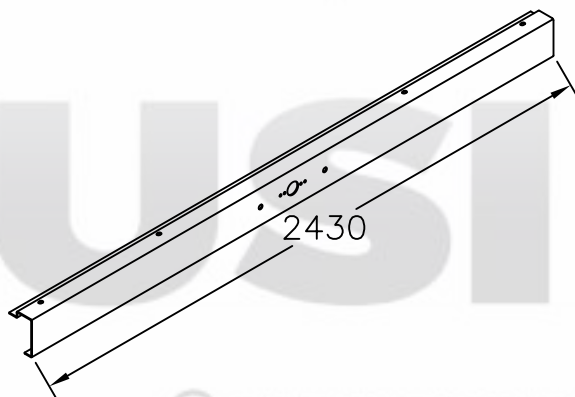
Boca para escoamento da graneleira
21.84 - Normal
21.86 - Em nylon(Tecno 5)



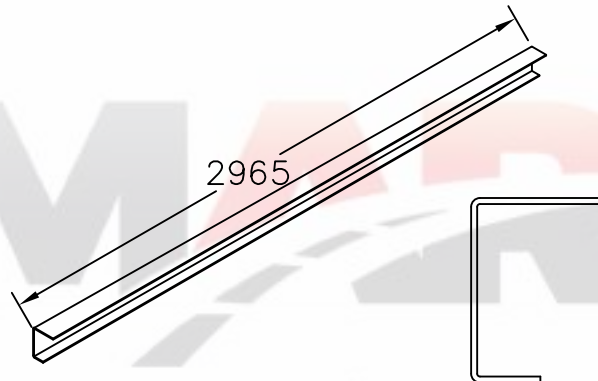
Pára-lama dianteiro
21.94 - LD
21.95 - LE



Pára-lama traseiro do SR
21.97 - LD
21.98 - LE

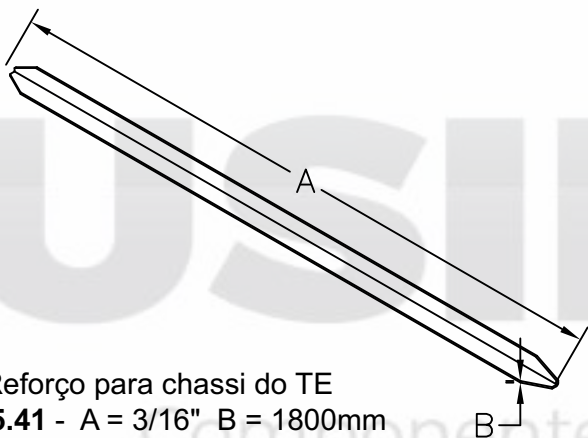


25.25
Frente do SR

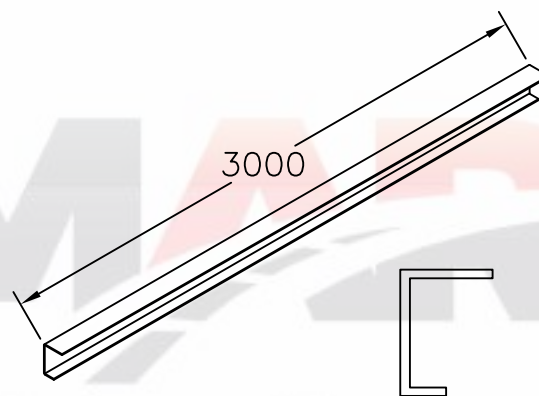


25.38
Lateral do SR bitrem 2010

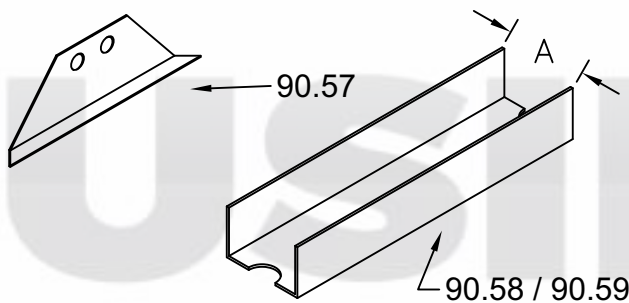
GUERRA



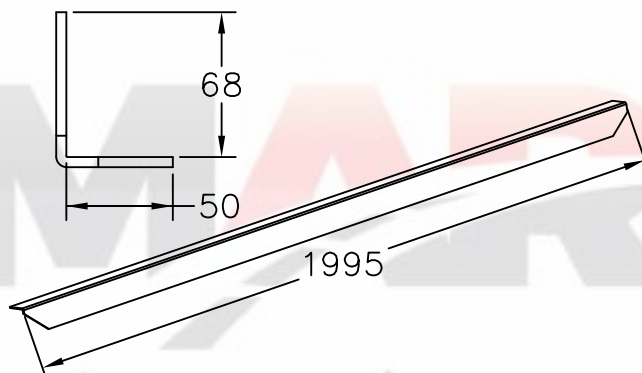
Reforço para chassi do TE
25.41 - A = 3/16" B = 1800mm
25.42 - A = 3/16" B = 1995mm



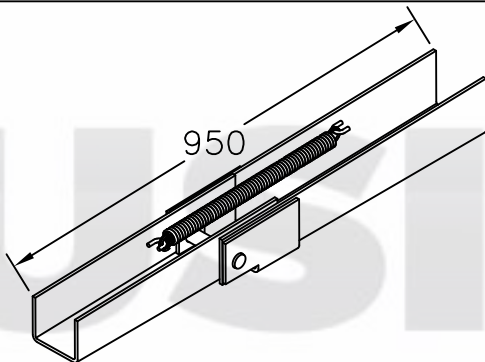
25.56
 Lateral do SR



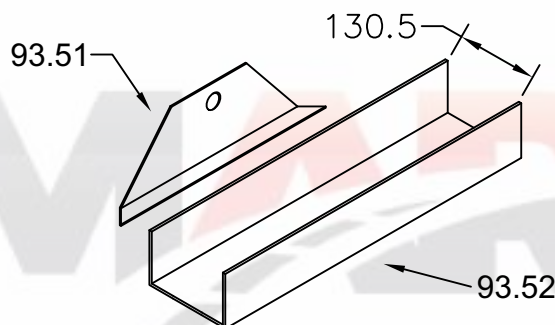
90.57 - Lateral da travessa dupla
90.59 - U da travessa dupla TE 1113 A=130mm
90.58 - U da travessa dupla TE 1313 e 1513
 A=150mm



90.62
 Reforço do terceiro eixo

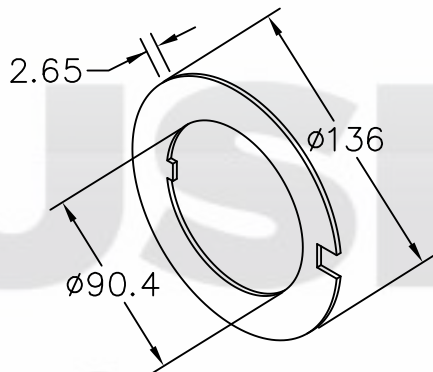


Suporte do pára-choque do SR
91.70 - A = 950mm
92.42 - A = 1115mm (especial)

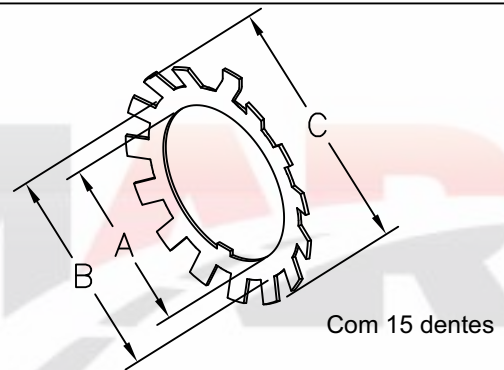


93.51 - Lateral da travessa
93.52 - U da travessa

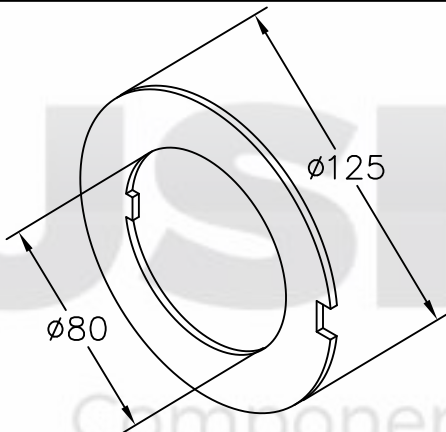
GUERRA



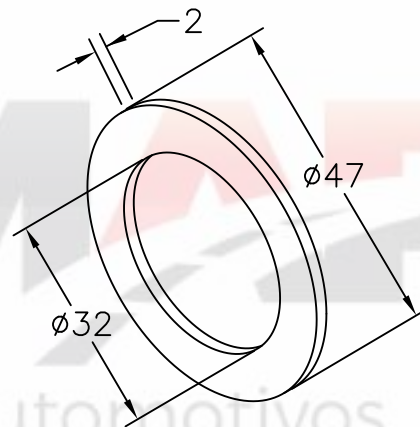
30.04
Arruela do eixo do SR



Arruela dentada do eixo do SR
30.05 - A = $\varnothing 90$ mm B = $\varnothing 118$ mm C = 144mm
30.06 - A = $\varnothing 80$ mm B = $\varnothing 108$ mm C = 137mm

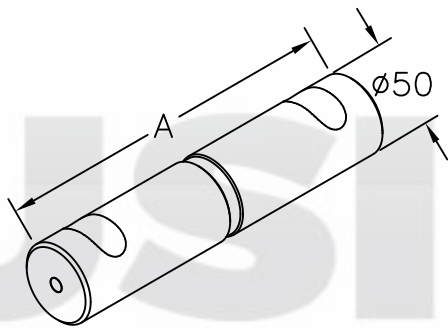


31.12
Arruela lisa do TE



31.17
Arruela do pino da sapata do freio

GUERRA

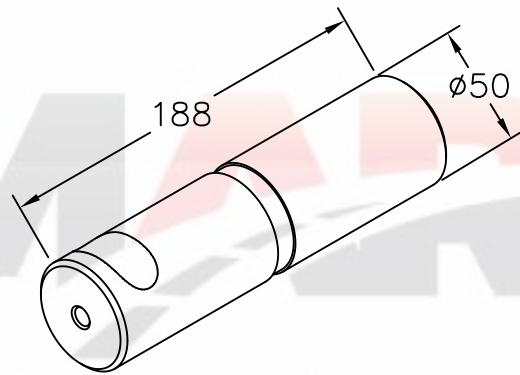


Pino da balança do SR

40.28 - $A = 232\text{mm}$

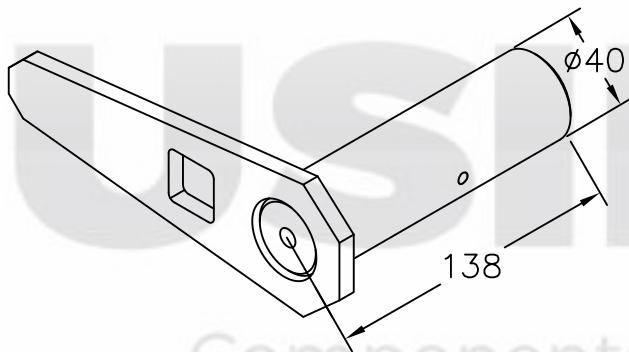
40.29 - $A = 250\text{mm}$

40.30 - $A = 225\text{mm}$



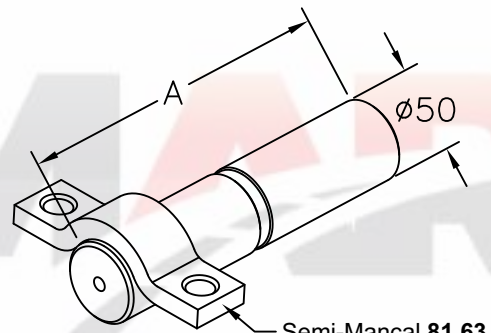
40.31

Pino da balança do TE LS



40.32

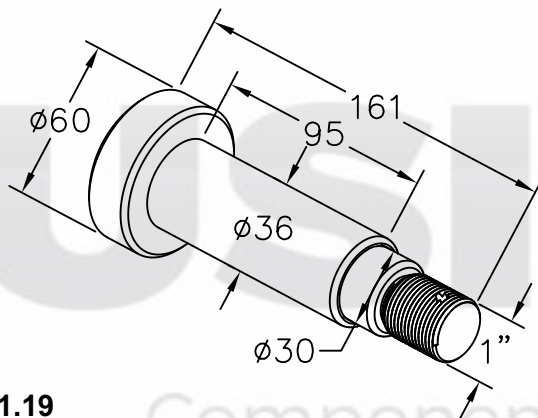
Pino do suporte traseiro do TE modelo 97



Pino da balança

40.33 - $A = 220\text{mm}$ (TE)

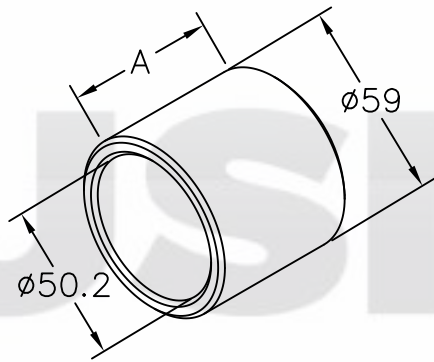
40.34 - $A = 228\text{mm}$ (SR)



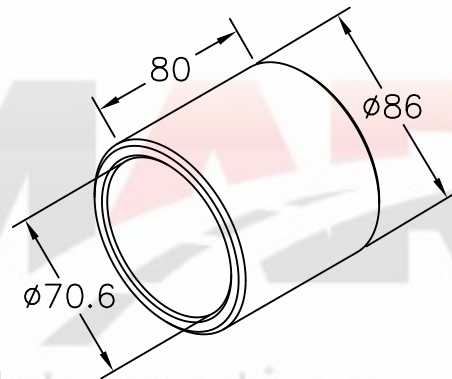
41.19

Pino tensor do TE ou SR

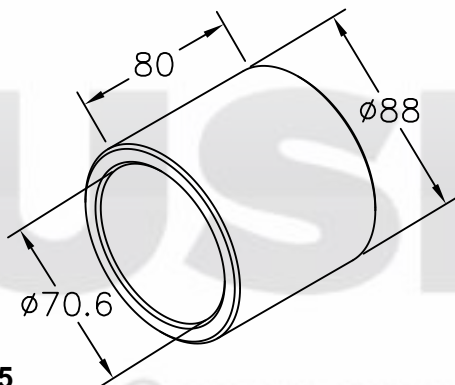
GUERRA



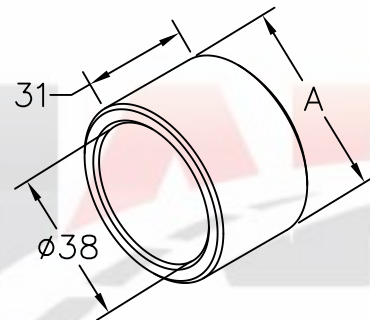
Bucha interna da balança do TE LS
50.07 - A = 45mm
50.08 - A = 110mm



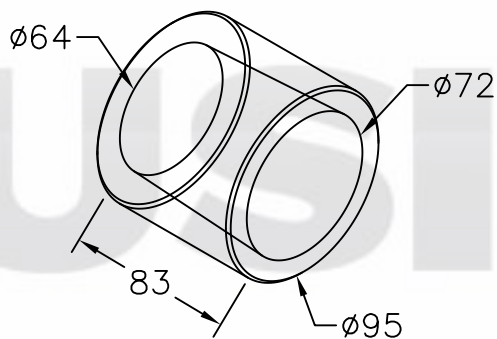
50.14
Bucha para luva do tensor



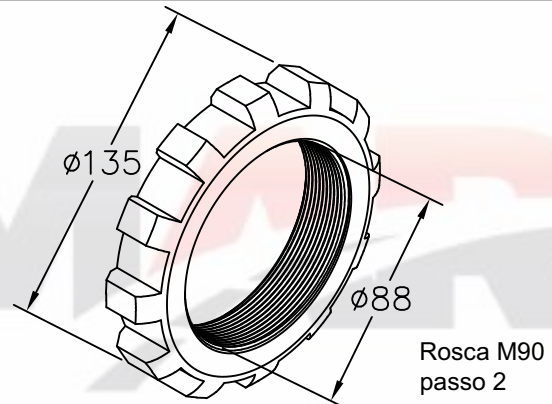
50.15
Bucha da ponteira do tensor para bucha molecular



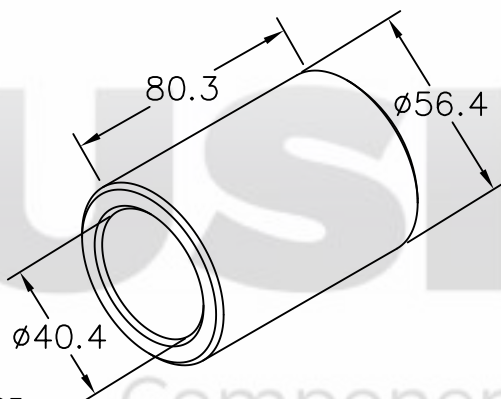
Bucha de ferro do varão do "S" do SR
50.69 - A = Ø48mm
51.34 - A = Ø47mm



50.70
Bucha cônica do pino rei



51.04
Porca castelo para eixo do SR



51.05
Bucha do pino do suporte traseiro do TE

GUERRA

Bucha 50.15

60.87 (RE)

61.34

60.86 (RD)

442

Tensor para bucha molecular do SR

60.74 - Regulável

62.25 - Fixo

Bucha 50.15

Luva 61.34

Tensor para bucha molecular

REGULÁVEL	FIXO
61.11 - A = 580mm	61.12 - A = 580mm
61.77 - A = 632mm	
60.72 - A = 700mm	62.24 - A = 700mm
62.23 - A = 770mm	62.09 - A = 770mm

Bucha 50.15

61.23 (RE)

61.24 (RD)

A

Tensor com luvas Fundidas

REGULÁVEL	FIXO
61.15 - A = 480mm	61.14 - A = 480mm
62.08 - A = 320mm	
62.01 - A = 315mm	61.52 - A = 315mm

335

31,7

Rosca passo 2,5mm

61.25

Fuso do tensor

172

36,3

Rosca 10 Fpp

61.30

Luva do tensor do TE ou SR

Rosca 10 Fpp

Bucha 50.15

208

31,4

Ponteira do tensor

61.33 - A = 208mm TE (RE)

61.32 - A = 352mm TE (RD)

61.87 - A = 450mm SR (RD)

62.26 - A = 472mm SR (RD)

62.27 - A = 542mm SR (RD)

152

29

Rosca 10 Fpp

61.34

Luva fundida do tensor

Rosca 10 Fpp

Bucha 50.13

A

38,4

Ponteira do tensor para TE

61.35 - A = 465mm (RD)

61.75 - A = 405mm (RD)

61.01 - A = 215mm (RE)

62.22 - A = 376mm (RD)

GUERRA

Bucha 50.15

61.23 (RE)

61.76 (315mm)

435

61.24 (RD)

Tensor do Bitrem

61.47 - Fixo

61.41 - Regulável

Bucha 50.13

Luva 61.30

A

Tensor do Terceiro eixo

REGULÁVEL	FIXO
61.50 - A = 611mm	61.74 - A = 611mm
61.44 - A = 640mm	62.20 - A = 640mm
60.71 - A = 700mm	62.18 - A = 700mm
62.21 - A = 795mm	62.19 - A = 795mm

Bucha 50.15

Luva 61.34

640

Tensor do TE LS para bucha Nakata

REGULÁVEL	FIXO
61.67 - A = 640mm	61.98 - A = 640mm
61.99 - A = 590mm	62.00 - A = 590mm

126

80

Luva do tensor com rosca do bitrem

61.79 - RE

61.80 - RD

61.23 (RE)

61.24 (RD)

A

Tensor regulável especial luvas fundidas

61.90 - A = 520mm

61.91 - A = 580mm

Bucha 50.15

61.34

680

Tensor regulável do TE LS especial MB 1935

62.03 - Regulável

62.04 - Fixo

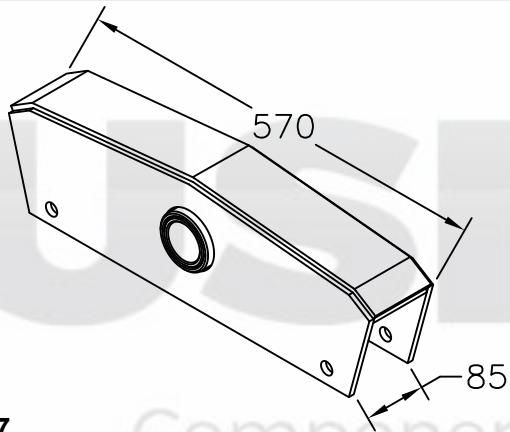
450

Bucha 50.15

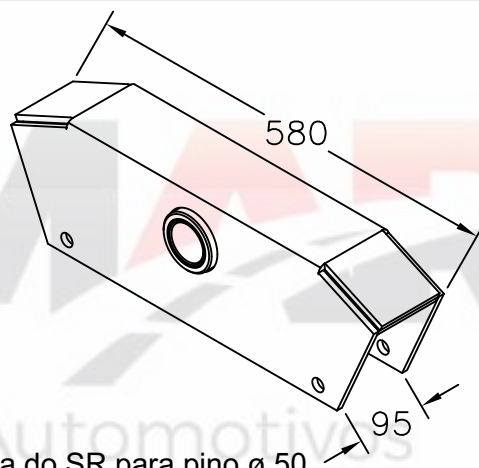
62.83

Tensor fixo do SR

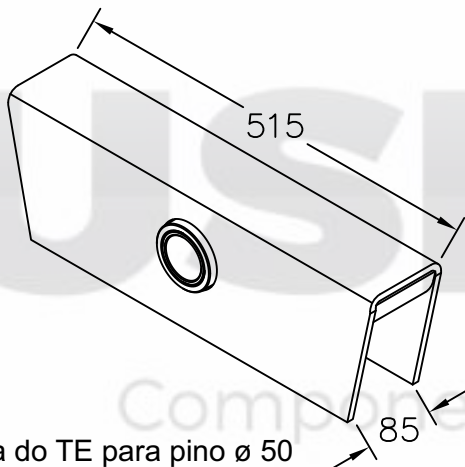
GUERRA



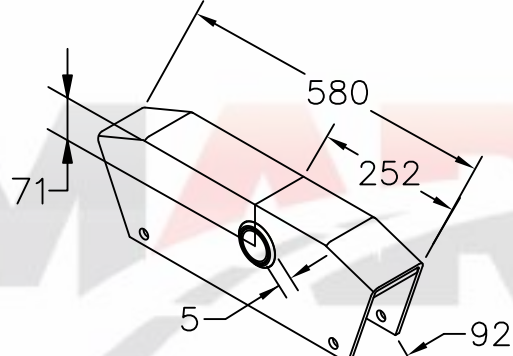
70.37
Balança do TE para pino \varnothing 50mm



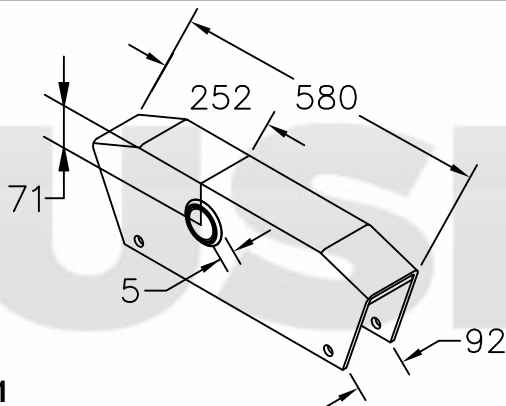
70.38
Balança do SR para pino \varnothing 50



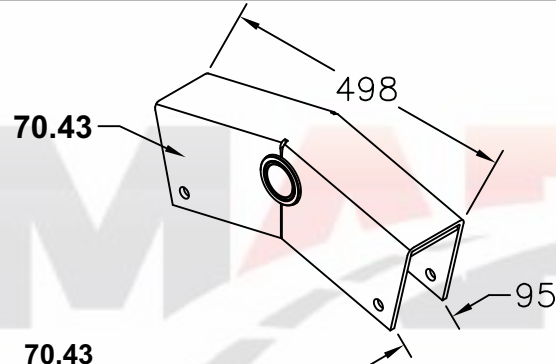
70.39
Balança do TE para pino \varnothing 50



70.40
Balança LD do TE LS para pino \varnothing 50 -Volvo, EDC, Iveco, Scania, MB 1938

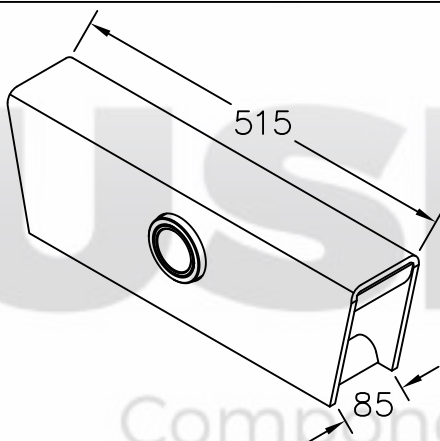


70.41
Balança LE do TE LS para pino \varnothing 50 -Volvo, EDC, Iveco, Scania, MB 1938

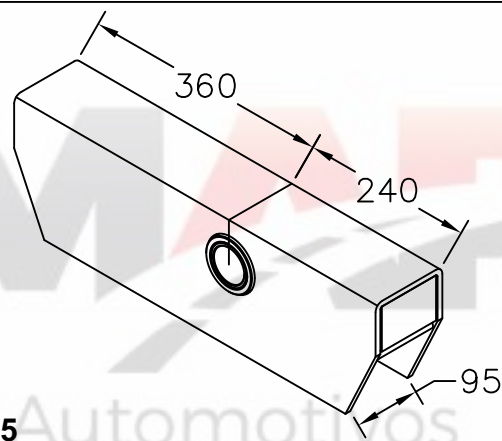


70.43
Balança do SR p/ pino \varnothing 50mm (DOBRADA)

74.11
Balança do SR p/ pino \varnothing 50mm(TAMPA SOLDADA)

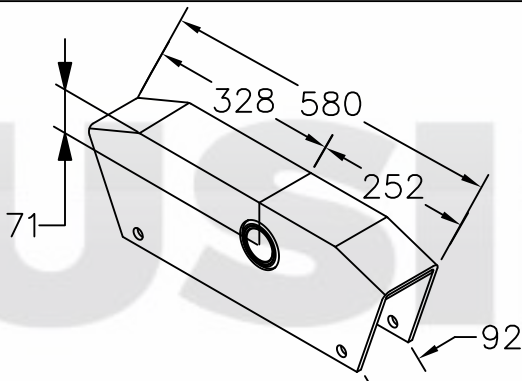


70.44
Balança do TE mod. 97 para pino \varnothing 50 mm



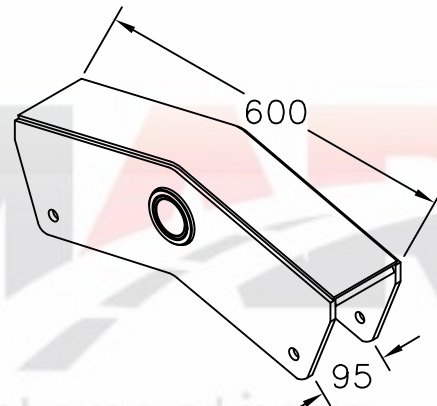
70.45
Balança do TE LS p/ pino \varnothing 50mm Mercedes 1938

GUERRA



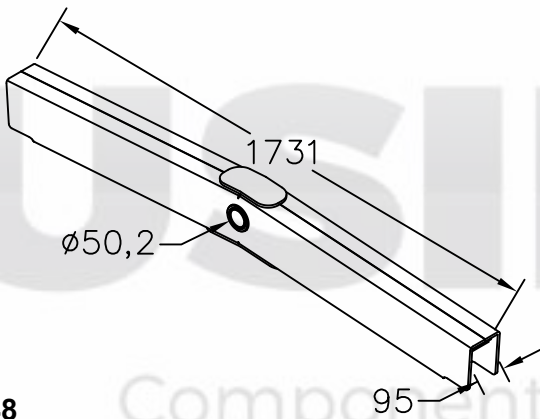
70.46

Balança para pino \varnothing 50mm TE LS
Para Volvo NH380 / FH12.



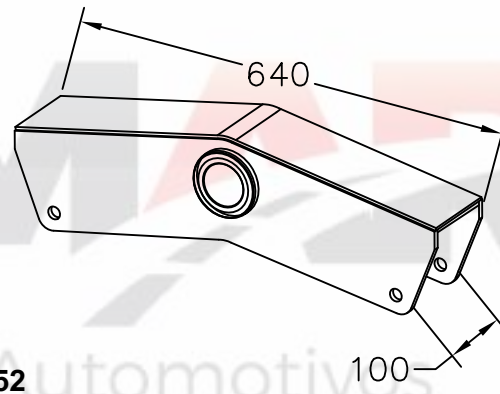
70.47

Balança c/ 600mm pino \varnothing 50 TE LS MB 1934



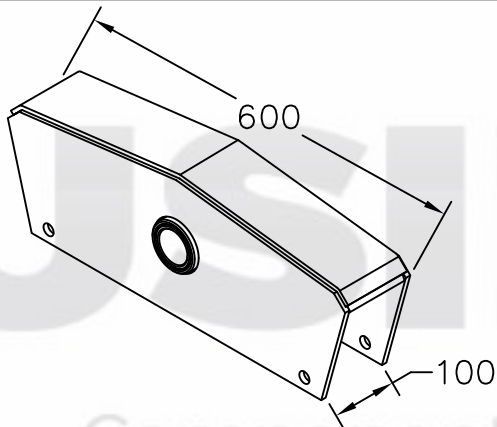
70.48

Balança do SR 2 eixos distanciada mod.2011



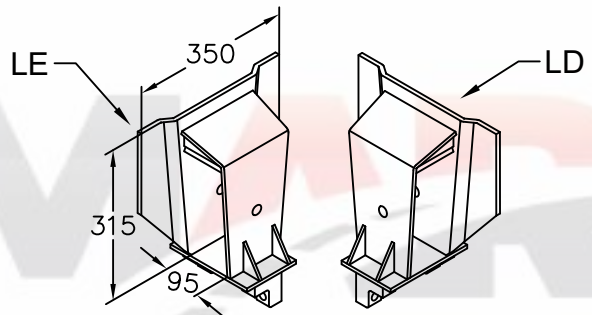
74.52

Balança LS mola de 100 para pino \varnothing 60mm



75.33

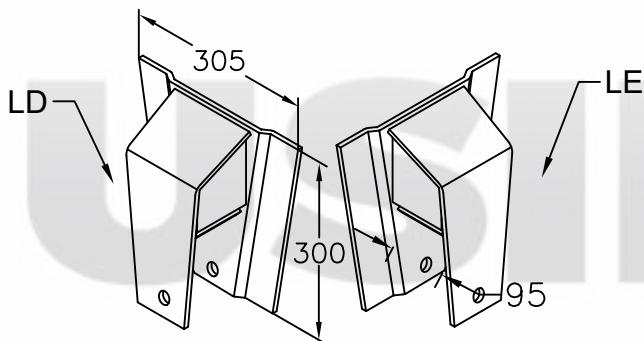
Balança do SR para pino \varnothing 50mm



Suporte dianteiro do TE LS MB 1938

71.69 - LE

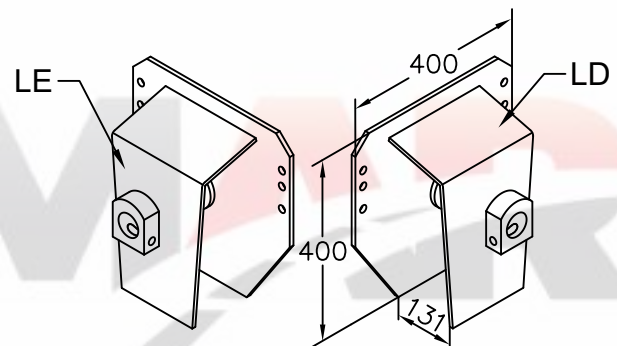
71.70 - LD



Suporte traseiro do TE MB 1935/1938

71.72 - LD

71.71 - LE

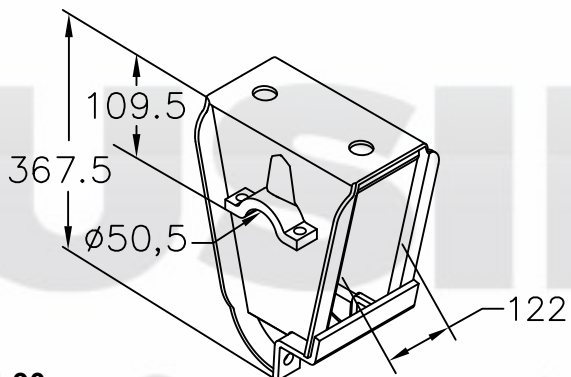


Suporte central do TE LS MB 1938

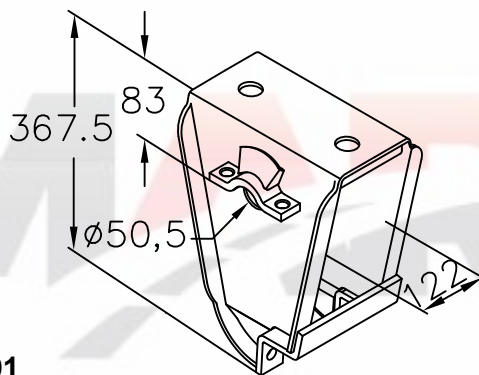
71.73 - LE

71.74 - LD

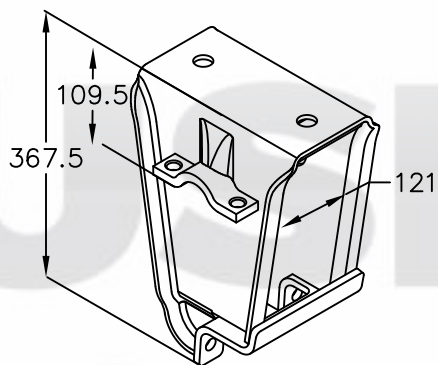
GUERRA



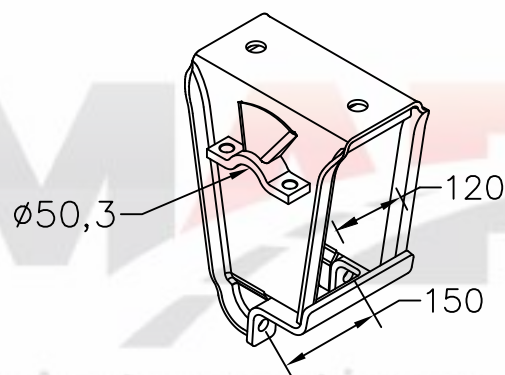
71.90
Suporte central do SR



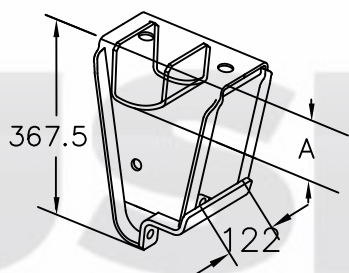
71.91
Suporte central do Bitrem 1º reboque modelo novo



74.71
Suporte central SR 2 eixos distanciado mod. 2011

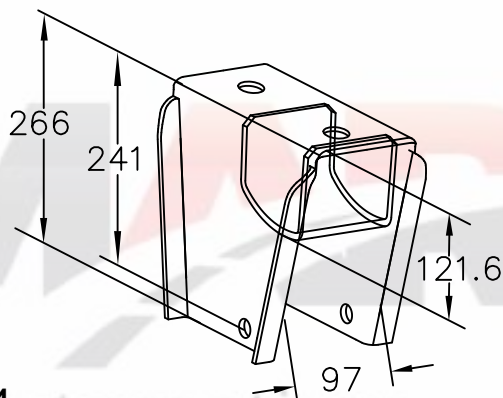


77.38
Suporte central do SR versão nova sem estampo

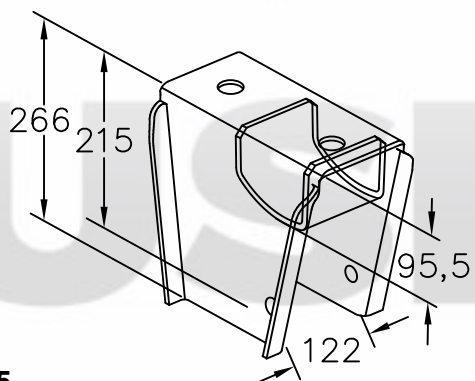


71.92
Suporte dianteiro do SR A = 121,6mm

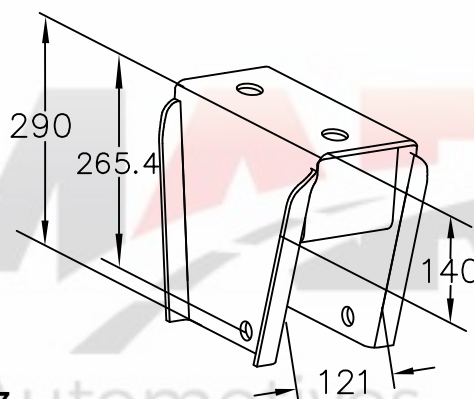
71.93
Suporte dianteiro do Bitrem 1º reboque modelo novo A = 95,6mm



71.94
Suporte traseiro do SR

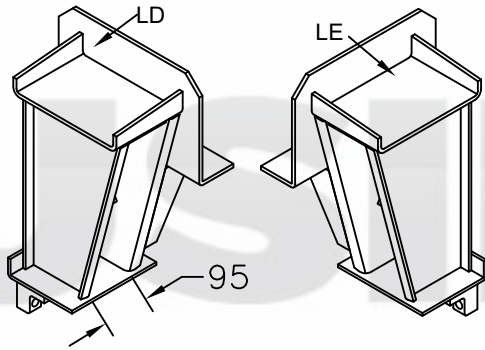


71.95
Suporte traseiro do Bitrem 1º reboque modelo novo

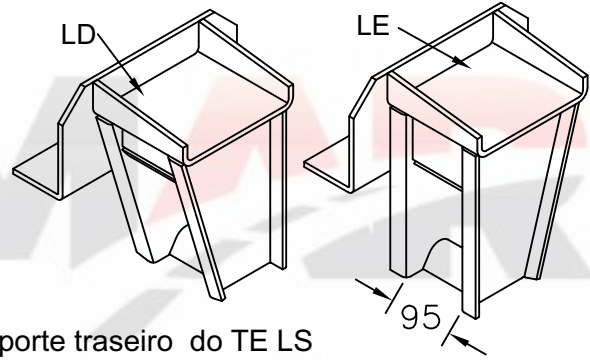


71.97
Suporte traseiro do SR 02 eixos distanciado

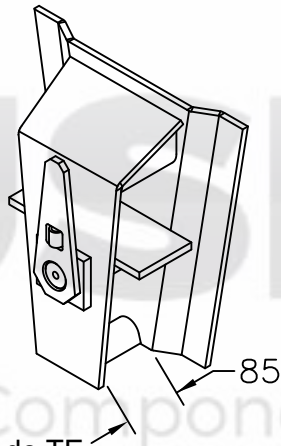
GUERRA



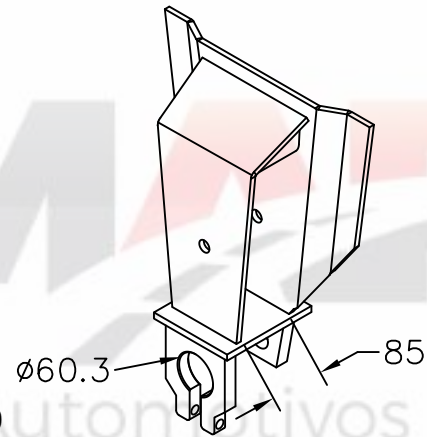
Suporte dianteiro do TE LS
71.98 - LD
71.99 - LE



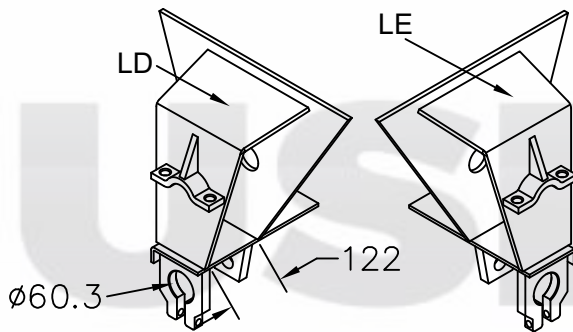
Suporte traseiro do TE LS
72.00 - LD
72.01 - LE



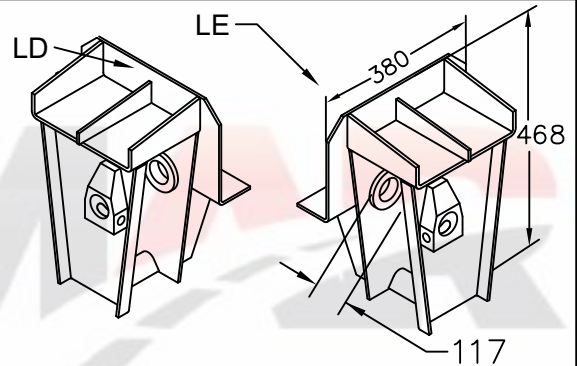
72.39
 Suporte traseiro do TE



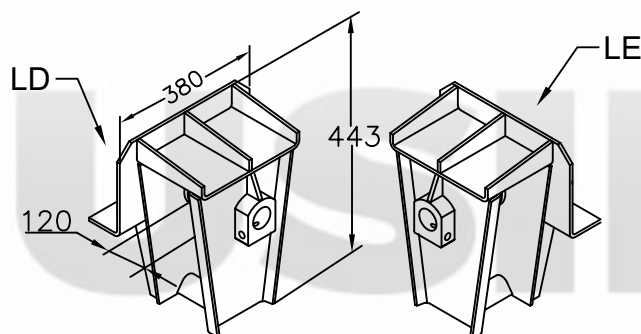
72.40
 Suporte dianteiro do TE



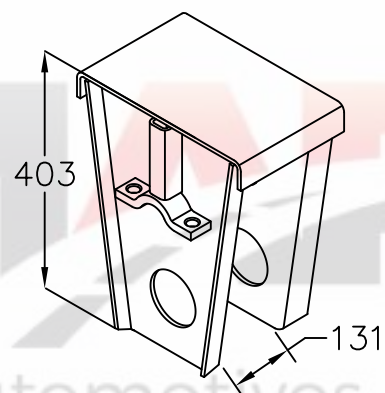
Suporte central do TE para pino Ø50mm
72.41 - LD
72.42 - LE



Suporte central TE LS p/ pino Ø50mm (SC 113)
72.48 - LE
72.49 - LD

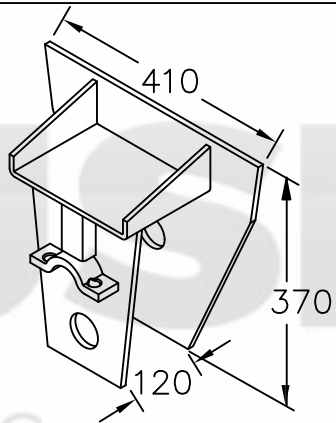


Suporte central do TE LS Scania 124
72.61 - LD
72.60 - LE

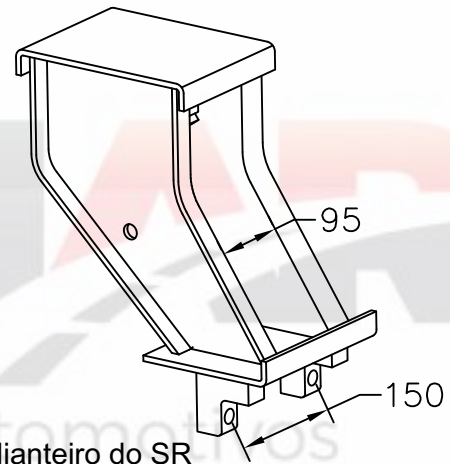


72.62
 Suporte central da cadeira do SR

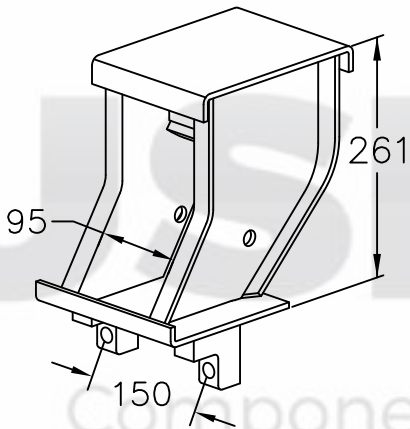
GUERRA



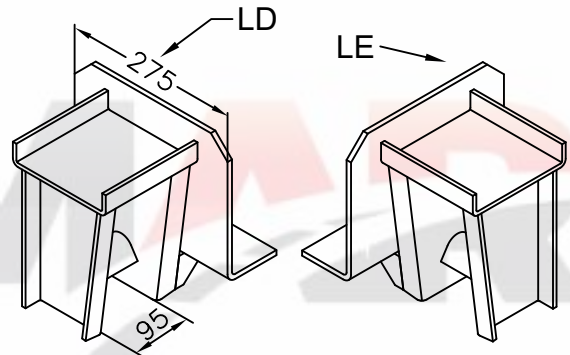
72.68
Suporte central do TE para pino Ø50mm



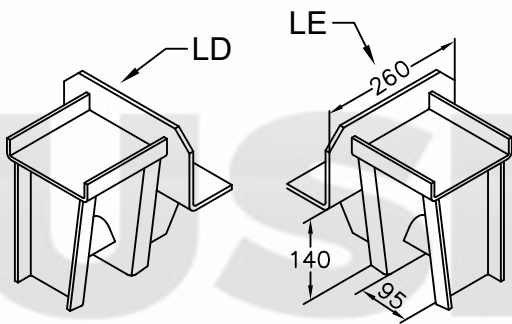
72.87
Suporte dianteiro do SR



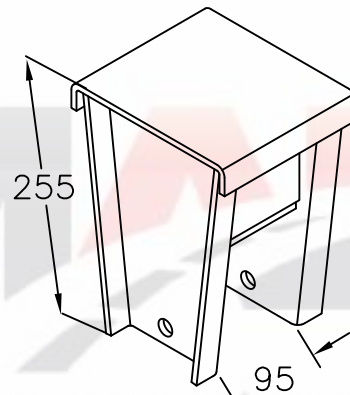
72.88
Suporte dianteiro do Bitrem 1º reboque modelo 97



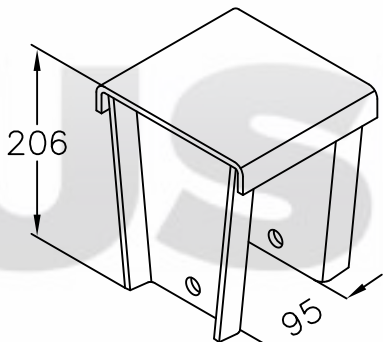
Suporte dianteiro TE LS Volvo FH12-380
73.02 - LD
73.03 - LE



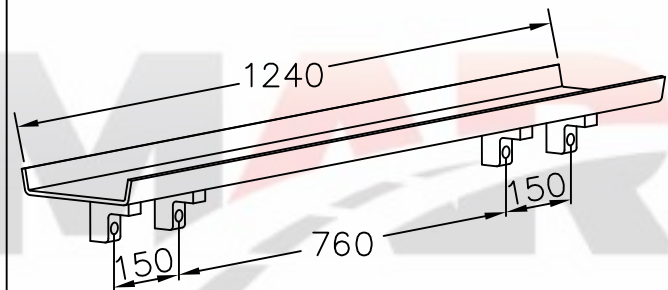
Suporte traseiro TE LS Volvo FH12-380
73.05 - LD
73.04 - LE



73.19
Suporte traseiro do SR

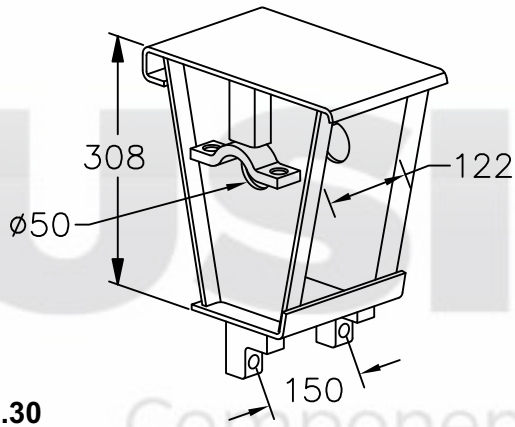


73.20
Suporte traseiro Bitrem 1º reboque Modelo 97 e Charger

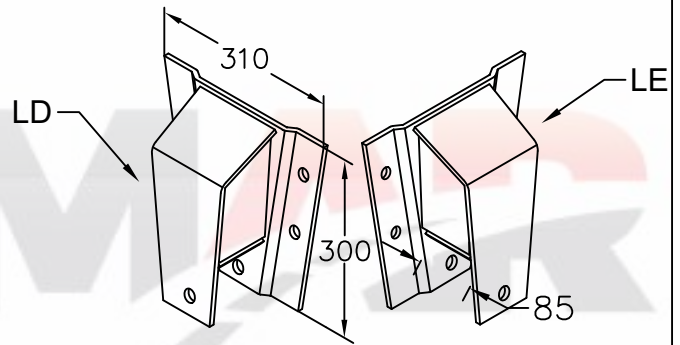


73.23
Travessa de ligação da suspensão do TE

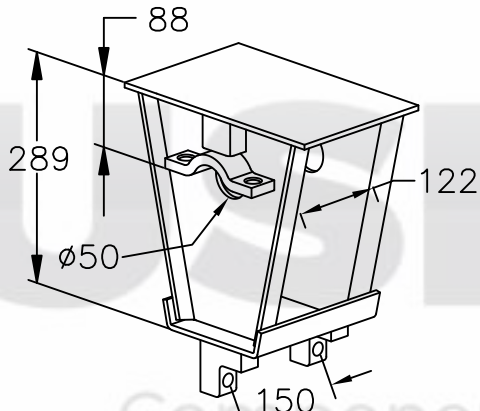
GUERRA



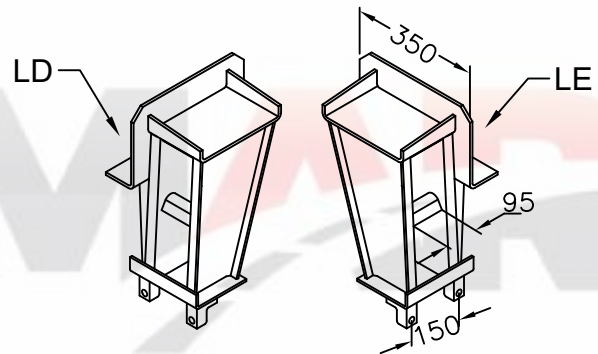
73.30
Suporte central do SR para pino Ø50mm



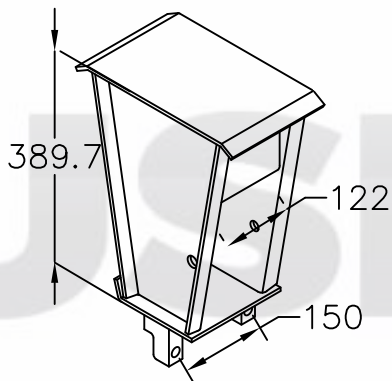
Suporte traseiro do TE
73.42 - LD
73.43 - LE



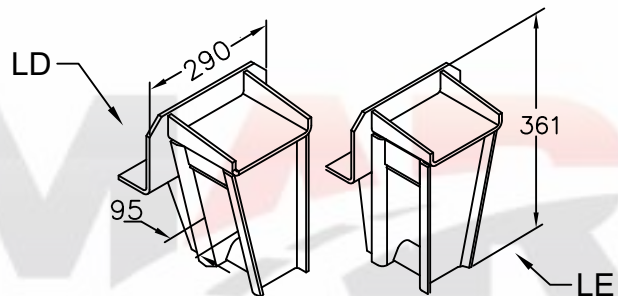
73.45
Suporte central do Bitrem 1º reboque



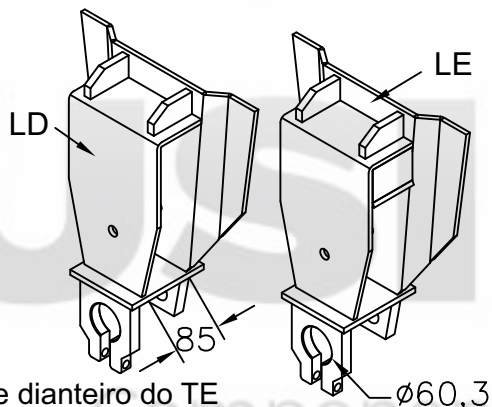
Suporte dianteiro do TE LS Scania 124
73.48 - LD
73.49 - LE



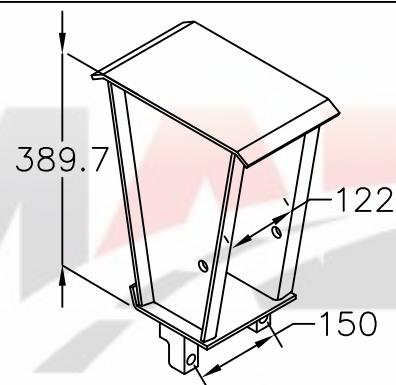
74.49
Suporte dianteiro SR 2 eixos distanciado mod. 2011 s/ deslizante



Suporte traseiro do TE LS Scania 124
73.50 - LD
73.51 - LE

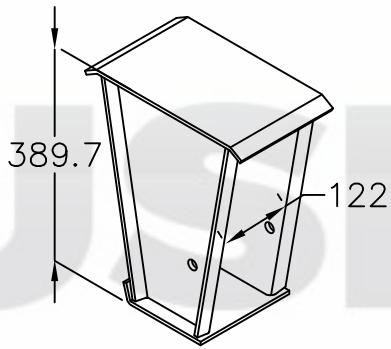


Suporte dianteiro do TE
73.80 - LD
73.81 - LE

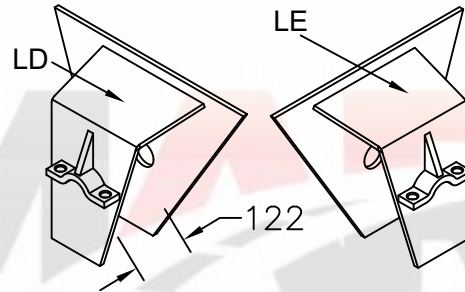


73.84
Suporte guia transeiro SR 2 eixos distanciado mod. 2011

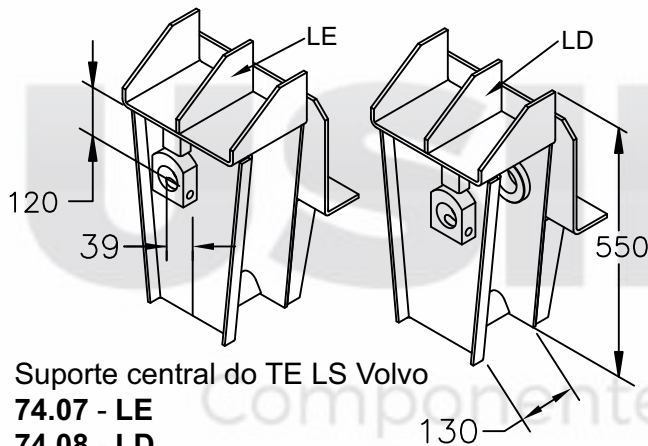
GUERRA



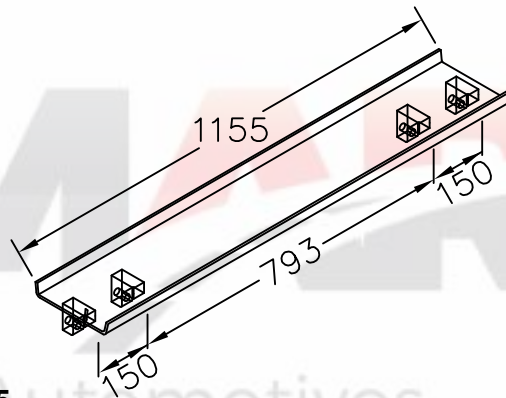
74.99
Suporte guia transeiro SR 2 eixos distanciado mod. 2011



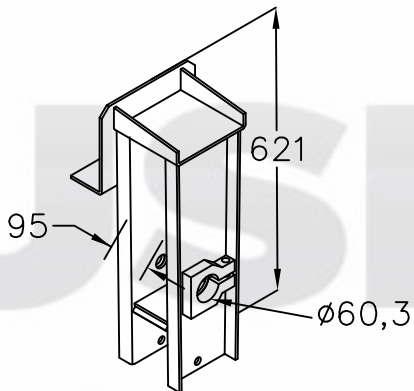
Suporte central do TE para pino Ø50mm s/ travessa/mancal
74.05 - LD
74.06 - LE



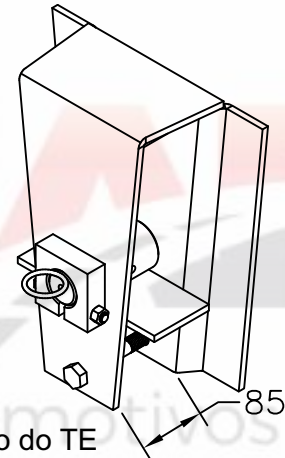
Suporte central do TE LS Volvo
74.07 - LE
74.08 - LD



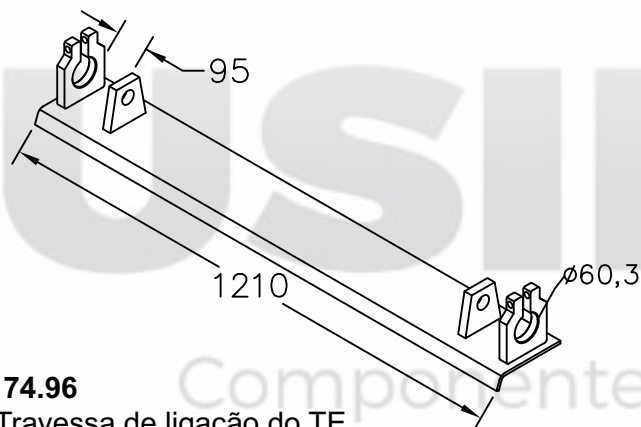
74.25
Travessa de ligação do TE LS Scania 113 e 124



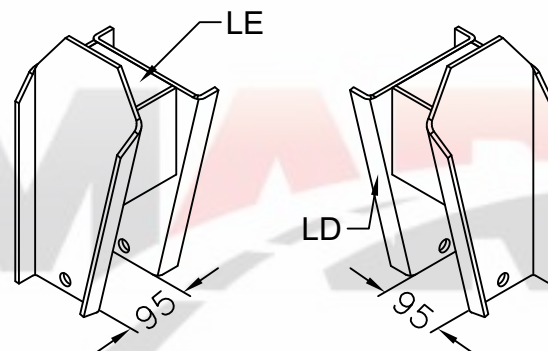
74.27
Suporte do arrastão TE LS



74.34
Suporte traseiro do TE

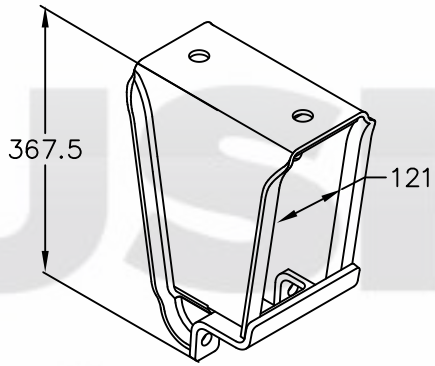


74.96
Travessa de ligação do TE

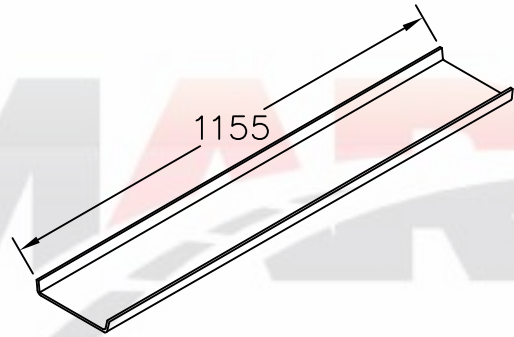


Suporte traseiro do SR modelo 87
75.06 - LD
75.07 - LE


GUERRA



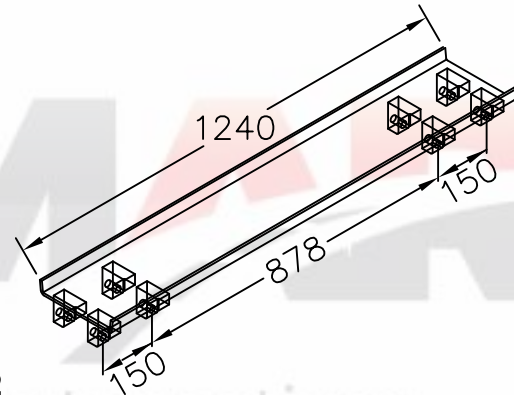
75.32
Suporte guia estampado distanciado do SR



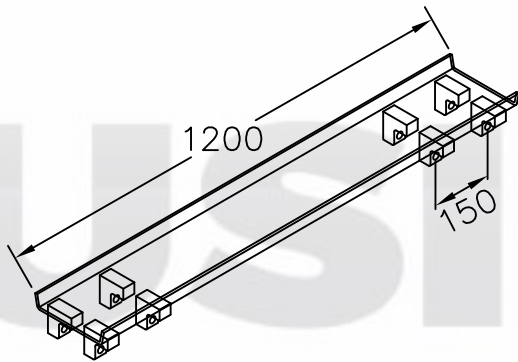
75.60
Travessa de ligação LS do scania 124



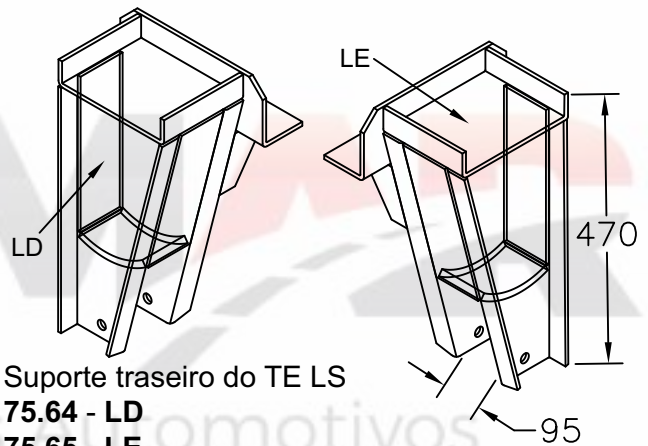
Suporte traseiro do SR
75.61 - A = 210mm
77.40 - A = 300mm



75.62
Travessa de ligação da suspensão do TE LS do Volvo FH12/NH380

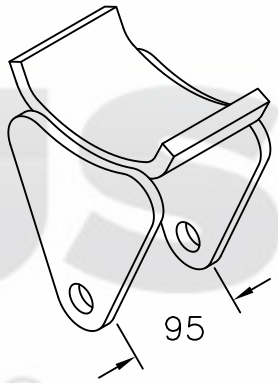


75.63
Travessa de ligação da suspensão do TE volvo EDC/NL

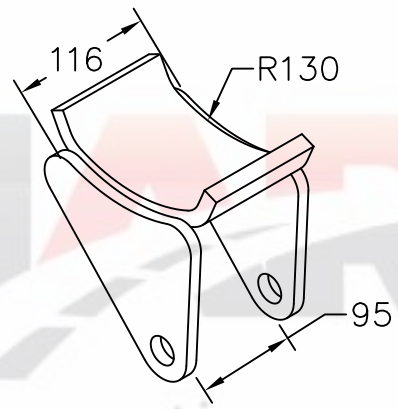


Suporte traseiro do TE LS
75.64 - LD
75.65 - LE

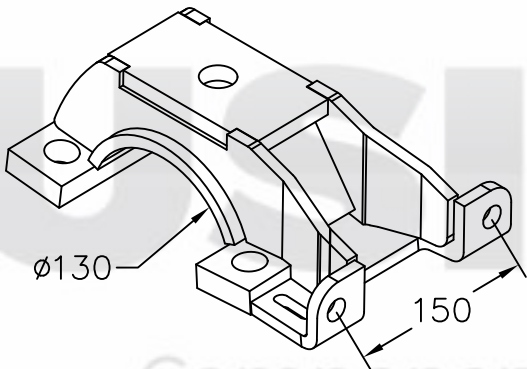
GUERRA



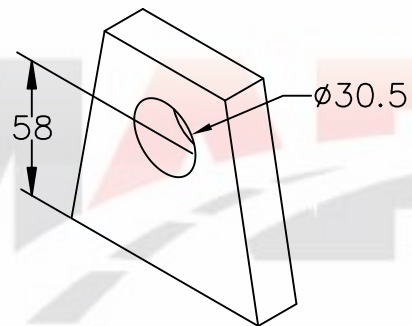
80.04
Esfrega Móvel centralizada do SR



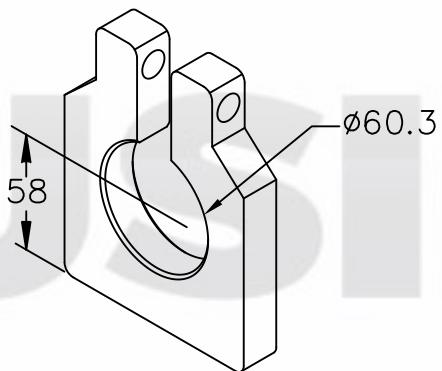
80.05
Deslizante da Esfrega do Suporte Dian/Tras
SR 2004



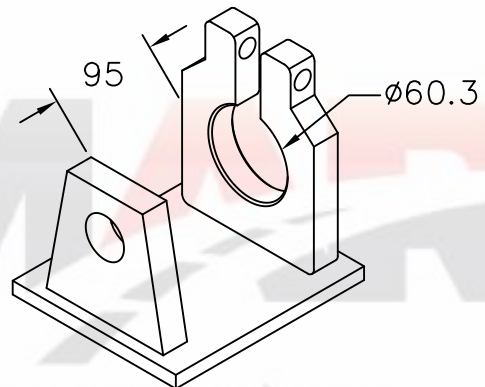
80.35
Sapata superior p/ eixo redondo do SR



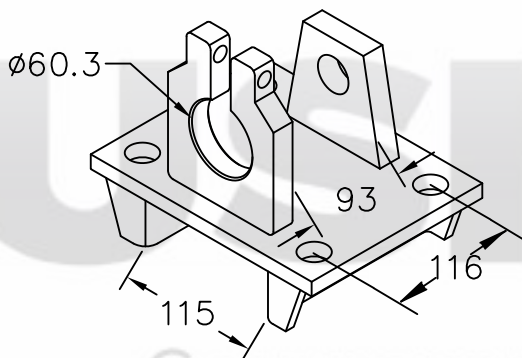
80.44
Mancal interno do pino tensor do TE ou SR



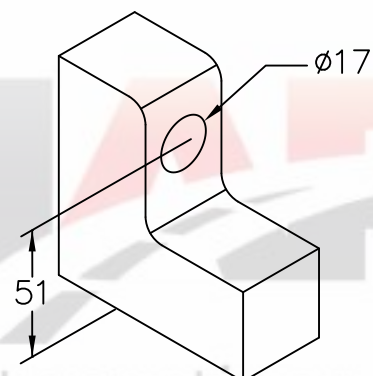
80.65
Mancal externo do pino tensor do TE ou SR



80.66
Mancal duplo reto do pino tensor

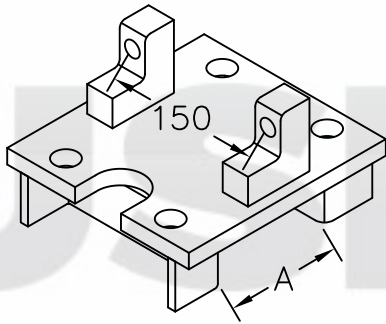


80.67
Sapata do eixo maciço do SR

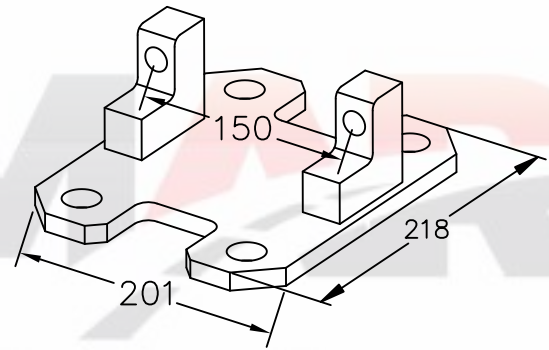


80.68
Mancal do pino tensor do SR

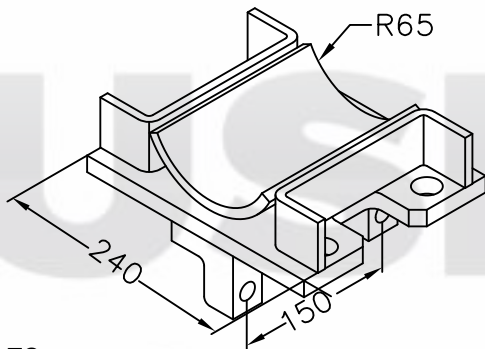
GUERRA



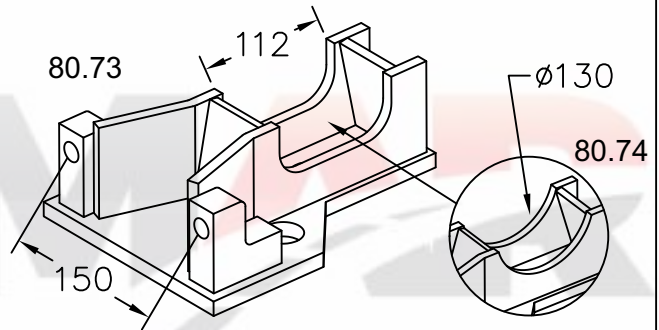
Sapata do SR com mancais
80.69 - A = 112
80.70 - A = 150



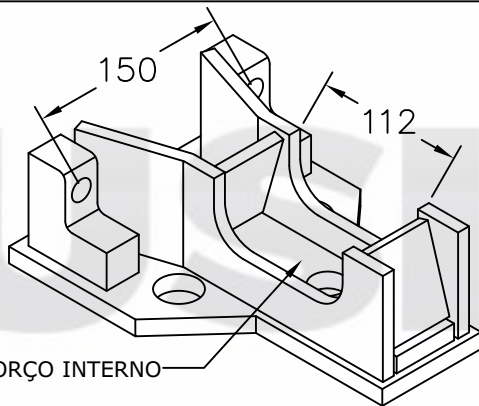
80.71
 Sapata com mancais sem encaixe do eixo



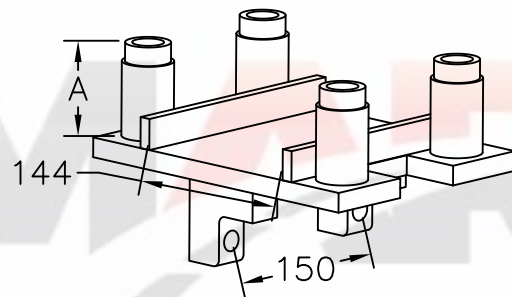
80.72
 Sapata inferior com mancais para eixo redondo do SR modelo 97



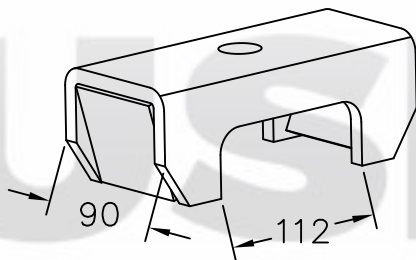
Sapata do SR com mancais
80.73 - Eixo quadrado
80.74 - Eixo redondo



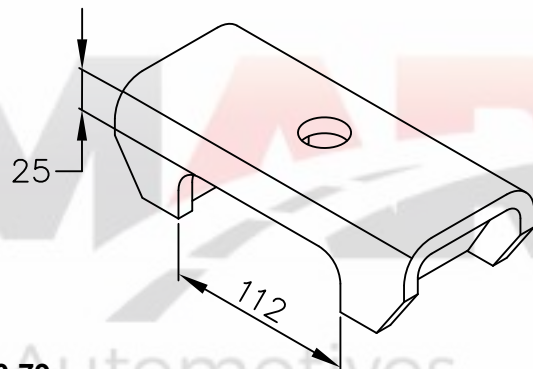
80.75
 Sapata para eixo quadrado SR c/ reforço interno



Sapata Inferior da tração
80.76 - A = 67mm (TE LS)
80.77 - A = 75mm (TE LS Scania 124)

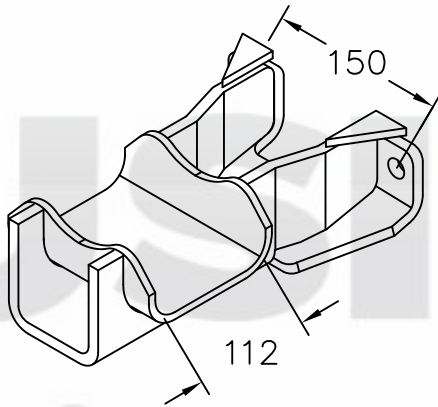


Sapata superior traseira do TE LS
80.78 - Eixo quadrado
80.80 - Eixo redondo Ø130mm

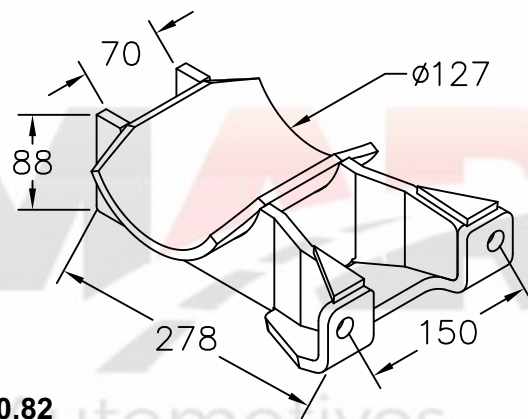


80.79
 Sapata superior do TE LS Scania 124

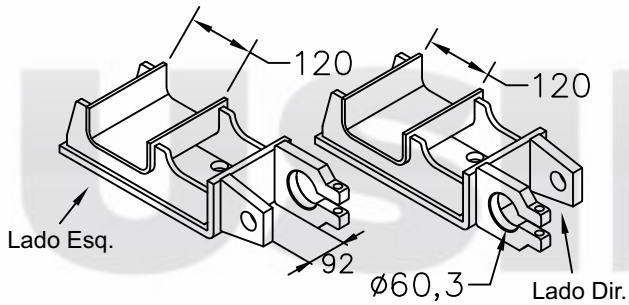
GUERRA



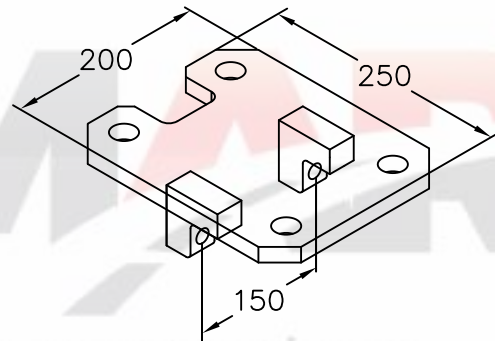
80.81
Sapata superior do SR



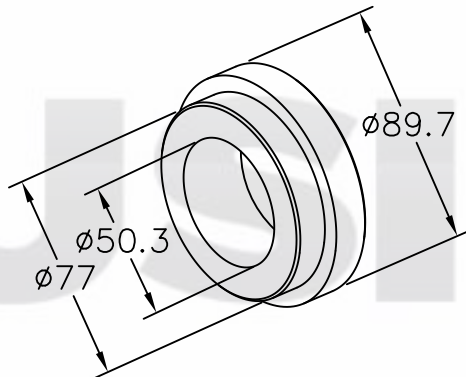
80.82
Sapata superior para eixo redondo do SR



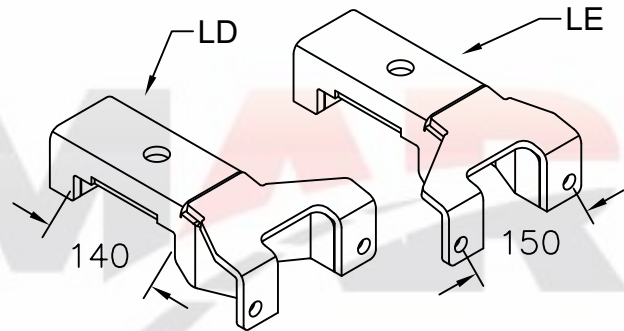
Sapata superior do TE
80.83 - LE
80.84 - LD



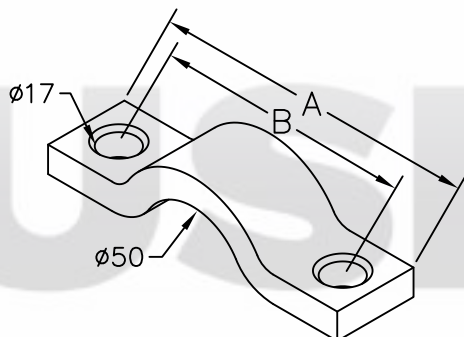
81.20
Sapata com mancais do TE MB 1935/1938



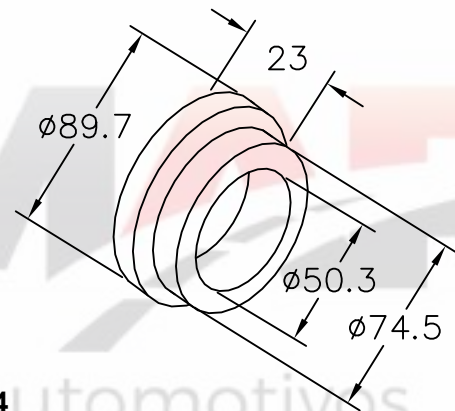
81.43
Mancal interno do suporte central do TE LS



Sapata Superior do TE MB 1634
81.56 - LD
81.57 - LE

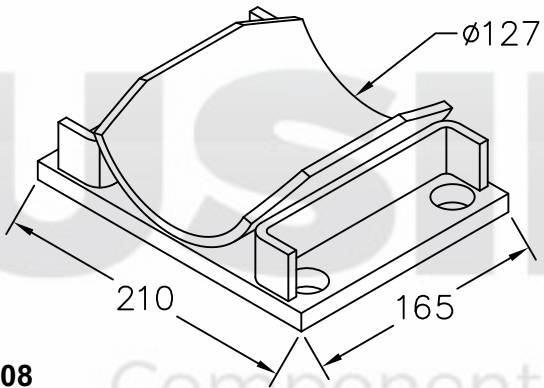


Semi-mancais do pino da balança do TE ou SR
81.63 - A=144mm - B=110.5mm
82.48 - A=153mm - B=114.5mm

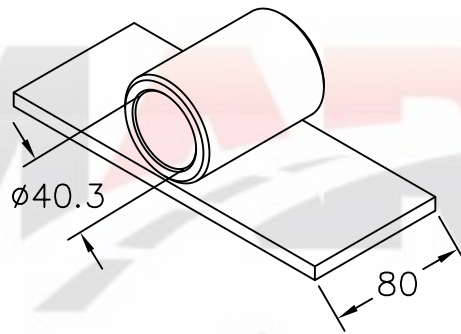


81.84
Mancais do suporte central do TE LS

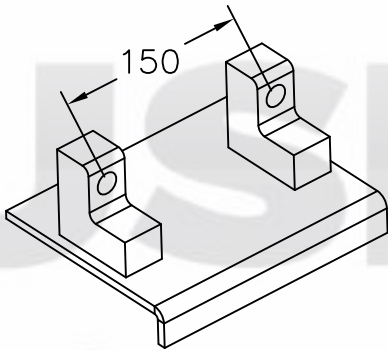
GUERRA



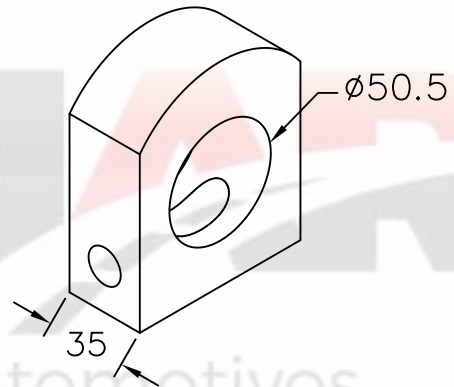
82.08
Sapata inferior para eixo redondo do SR



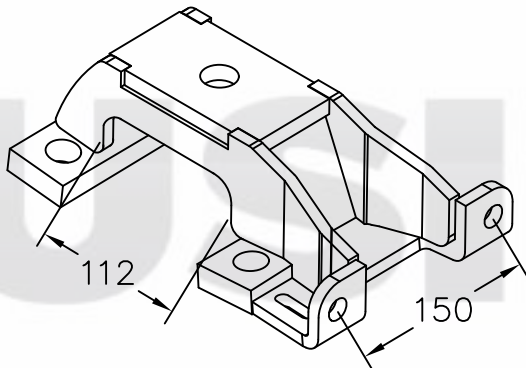
82.09
Deslizante do suporte traseiro do TE



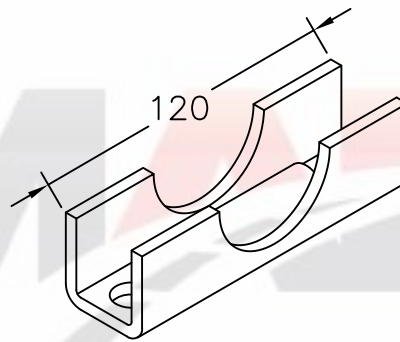
83.10
Conjunto mancal suportes SR



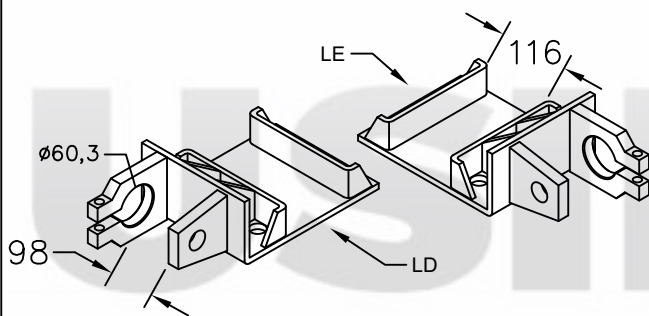
82.15
Mancal externo do suporte central do TE LS



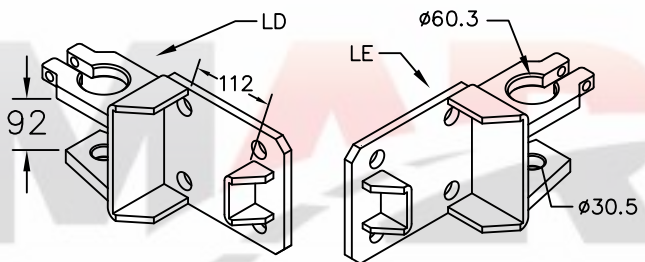
82.42
Sapata superior p/ eixo quadrado do SR



82.83
Chaveta U com trava do SR

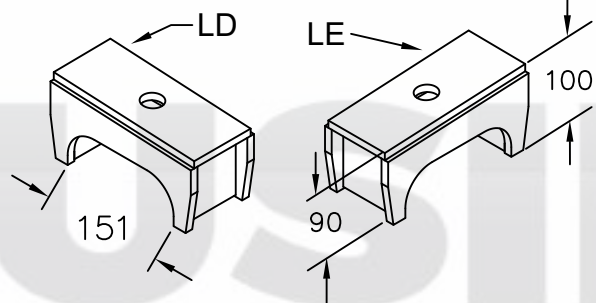


Sapata superior do TE
82.88 - LD
82.87 - LE

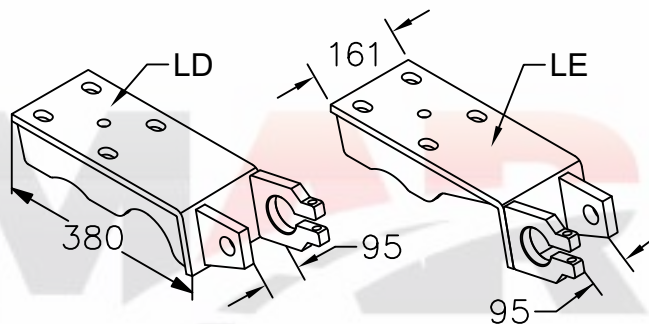


Sapata superior do TE LS
82.92 - LD
82.93 - LE

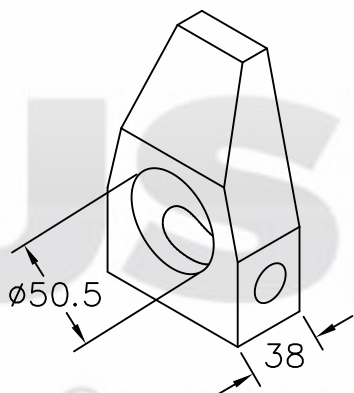
GUERRA



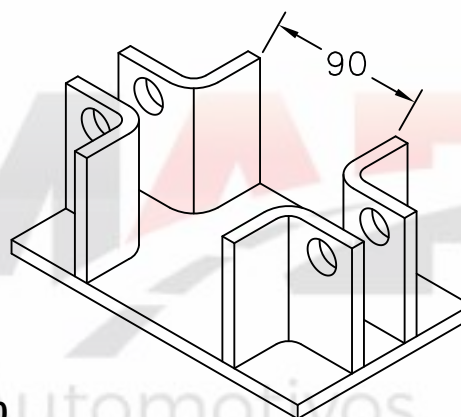
Sapata superior de tração suspensão
FH12/NH380
82.95 - LD
82.96 - LE



Sapata Superior TE MB 1622 mod. 2004
82.98 - LD
82.99 - LE



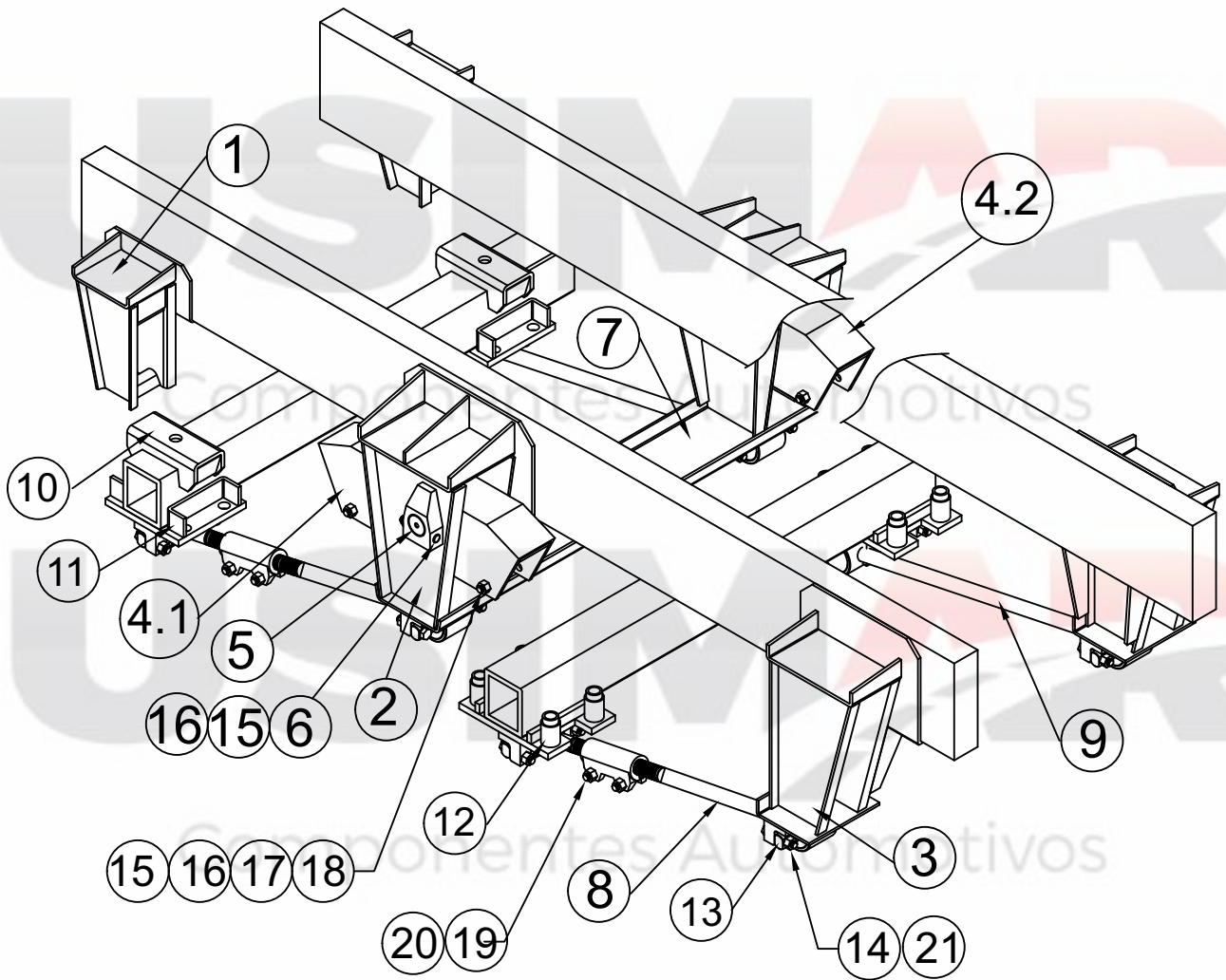
83.00
Mancal externo do pino Ø50mm da balança
TE LS



83.60
Mancal do pino tensor do SR



GUERRA

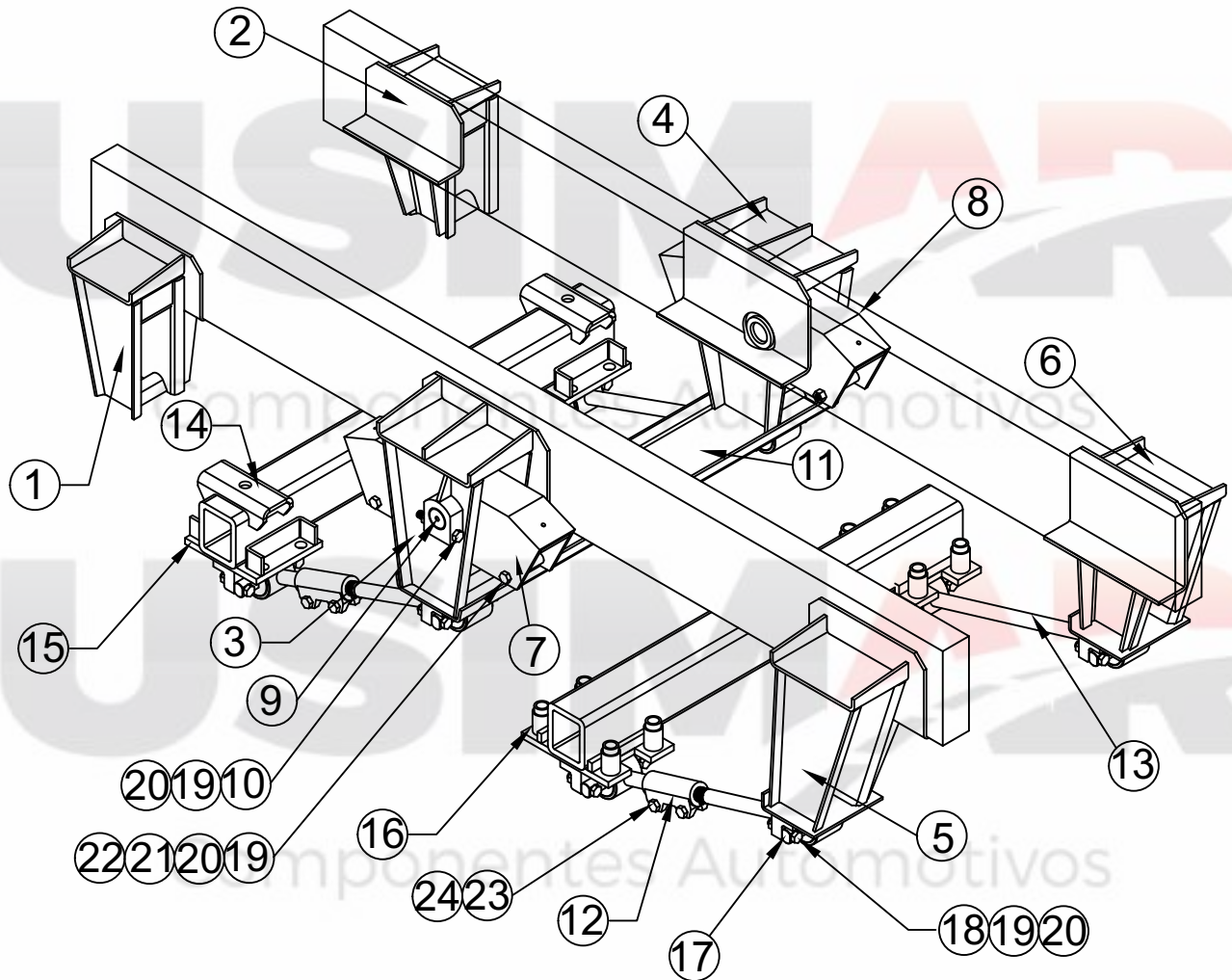


76.73

Suspensão do TE LS Guerra para SCANIA 112/113

Nº	Qtd.	Código	Denominação
01	01	72.00	Suporte traseiro lado direito
	01	72.01	Suporte traseiro lado esquerdo
02	01	72.49	Suporte central lado direito
	01	72.48	Suporte central lado esquerdo
03	01	71.98	Suporte dianteiro lado direito
	01	71.99	Suporte dianteiro lado esquerdo
4.1	01	70.40	Balança LD
4.2	01	70.41	Balança LE
05	02	40.31	Pino da balança
06	02		Parafuso sext. 5/8" x 4"
07	01	75.60	Travessa de ligação
08	02	61.67	Tensor regulável c/ 640mm
09	02	61.98	Tensor fixo c/ 640mm
10	02	80.78	Sapata superior
11	02	80.69	Sapata inferior
12	02	80.76	Sapata inferior tração
13	08	90.11	Bucha Nakata
14	16		Paraf. sext. M16 x 80 - classe 8.8
15	06		Porca 5/8"
16	04		Arruela de pressão 5/8"
17	04	82.04	Tubo
18	04		Parafuso sext. 5/8" x 5"
19	04		Parafuso sextav. 3/4" x 3"
20	04		Porca sext. 3/4"
21	16		Porca sext. M16 autotravante

GUERRA

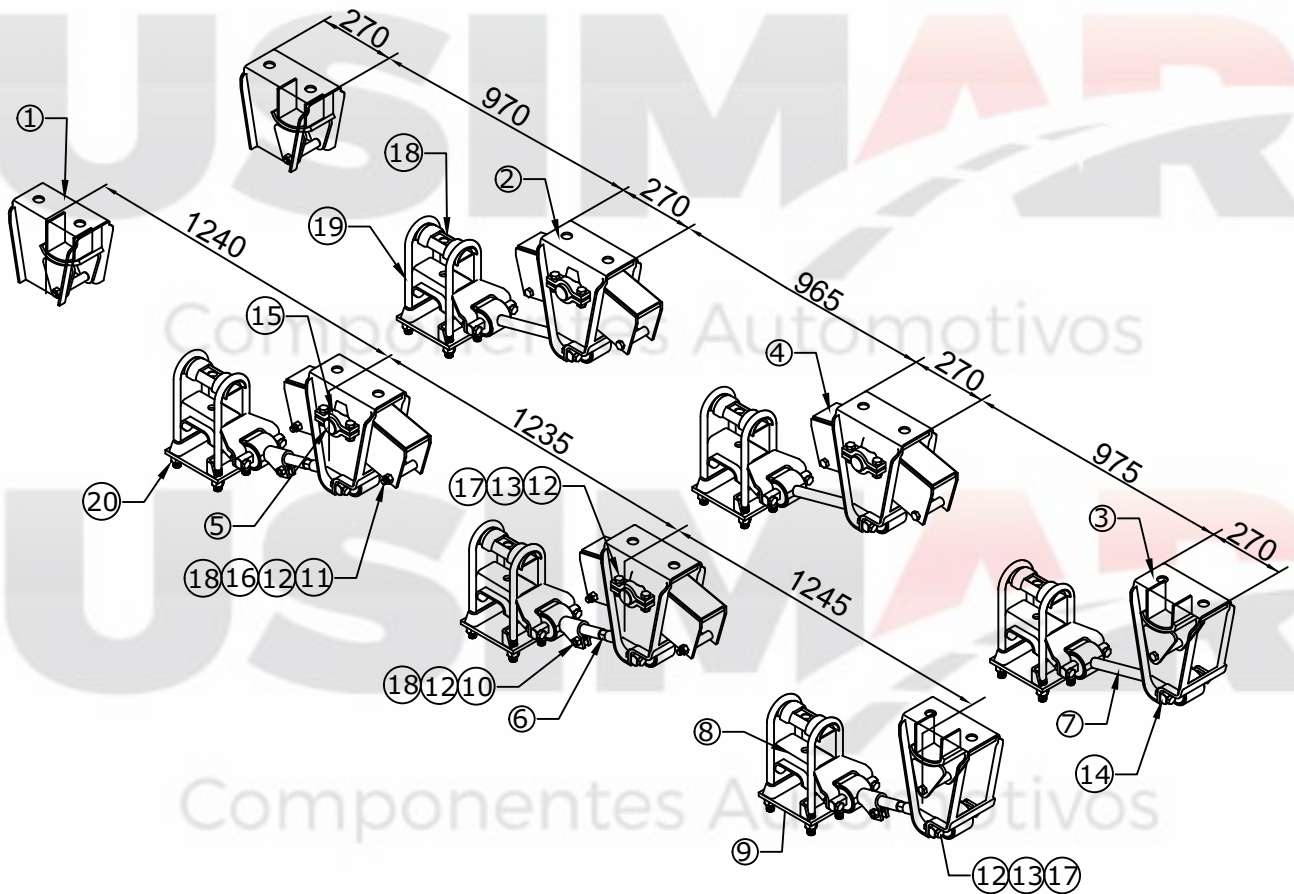


76.74

Suspensão do TE LS Guerra para SCANIA 124

Nº	Qtd.	Código	Denominação
01	01	73.50	Suporte traseiro lado direito
02	01	73.51	Suporte traseiro lado esquerdo
03	01	72.61	Suporte central lado direito
04	01	72.60	Suporte central lado esquerdo
05	01	73.48	Suporte dianteiro lado direito
06	01	73.49	Suporte dianteiro lado esquerdo
07	01	70.40	Balança LD
08	01	70.41	Balança LE
09	02	40.31	Pino da balança
10	02		Paraf. Sext. 5/8" x 4" + Porca + Arruela de Pressão
11	01	75.60	Travessa de ligação
12	02	61.67	Tensor regulável 640mm
13	02	61.98	Tensor fixo 640mm
14	02	80.79	Sapata superior
15	02	80.69	Sapata inferior
16	02	80.77	Sapata inferior de tração
17	08	90.11	Bucha Nakata
18	16		Paraf. sext. 5/8" x 3 1/2" classe 8.8
19	22		Porca 5/8"
20	22		Arruela de pressão 5/8"
21	04	82.04	Tubo
22	04		Parafuso sextavado 5/8" x 5"
23	04		Parafuso sext. 3/4" x 3"
24	04		Porca 3/4"

GUERRA



Suspensão do SR Guerra

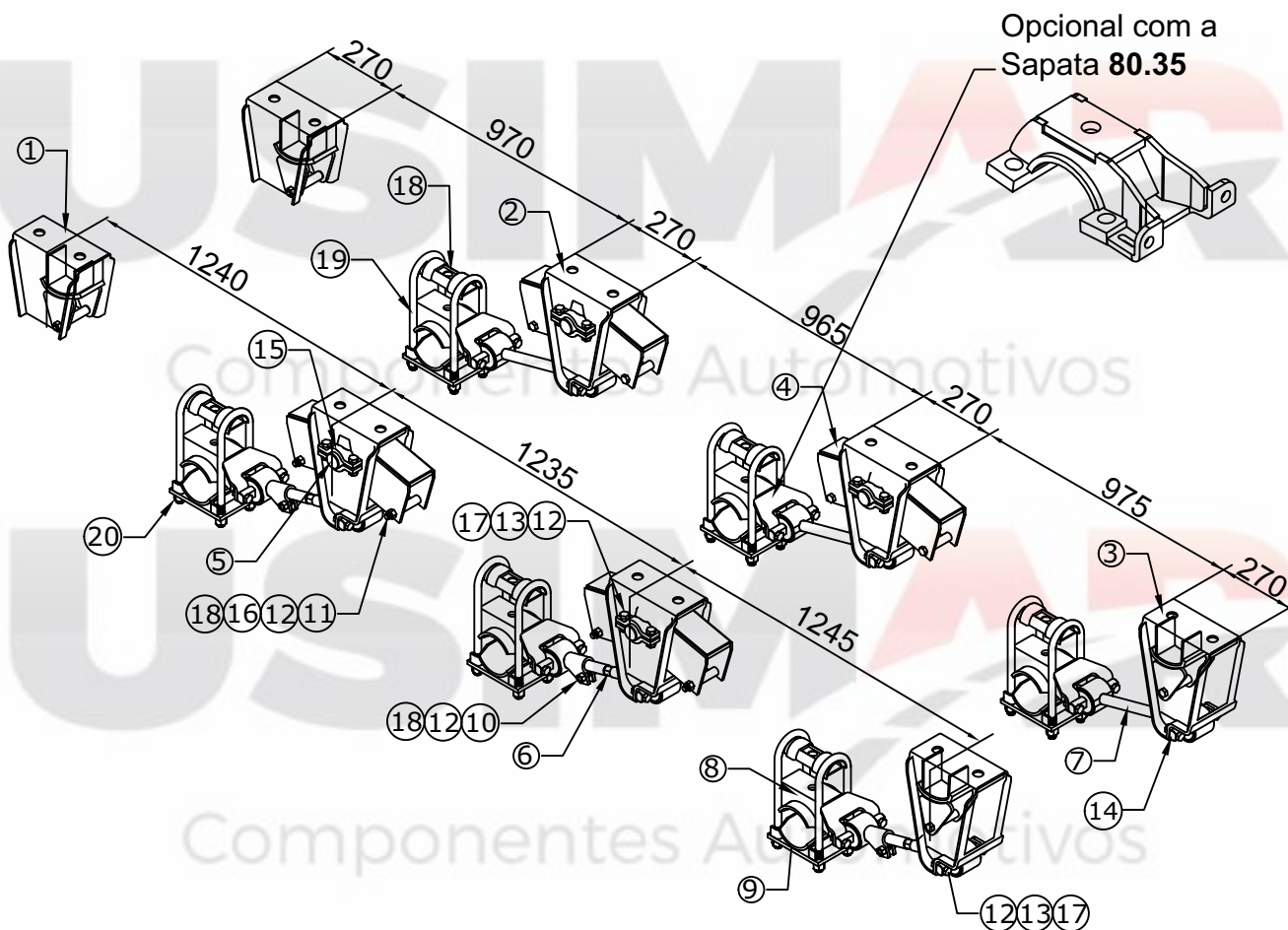
76.75 - 3 EIXOS

N°	Qtd.	Código	Denominação
01	02	71.94	Suporte traseiro com esfrega móvel 80.05
02	04	71.90	Suporte central
03	02	71.92	Suporte dianteiro com esfrega móvel 80.05
04	04	70.43	Balança
05	04	40.34	Pino da balança
06	03	61.41	Tensor regulável (435 mm)
07	03	61.47	Tensor fixo (435 mm)
08	06	80.81	Sapata superior para eixo retângular
09	06	81.66	Sapata inferior para eixo retângular
10	06		Parafuso 5/8" x 1 3/4"
11	08		Parafuso 5/8" x 5 1/2" da balança
12	54		Porca 5/8"
13	40		Parafuso 5/8" x 2"
14	12	90.11	Bucha estabilizadora (Nakata)
15	04	81.63	Semi-mancal
16	08	82.04	Tubo
17	54		Arruela pressão 5/8"
18	06	82.03	Separador de grampo
19	12		Grampo de mola 7/8" x 92 x 360
20	24	50.05	Porca grampo 7/8"

76.76 - 2 EIXOS

N°	Qtd.	Código	Denominação
01	02	71.94	Suporte traseiro com esfrega móvel 80.05
02	02	71.90	Suporte central
03	02	71.92	Suporte dianteiro com esfrega móvel 80.05
04	02	70.43	Balança
05	02	40.34	Pino da balança
06	02	61.41	Tensor regulável (435 mm)
07	02	61.47	Tensor fixo (435 mm)
08	04	80.81	Sapata superior para eixo retângular
09	04	81.66	Sapata inferior para eixo retângular
10	04		Parafuso 5/8" x 1 3/4"
11	04		Parafuso 5/8" x 5 1/2" da balança
12	32		Porca 5/8"
13	24		Parafuso 5/8" x 2"
14	08	90.11	Bucha estabilizadora (Nakata)
15	02	81.63	Semi-mancal
16	04	82.04	Tubo
17	32		Arruela pressão 5/8"
18	04	82.03	Separador de grampo
19	08		Grampo de mola 7/8" x 92 x 360
20	16	50.05	Porca grampo 7/8"

GUERRA



Suspensão do SR para eixo redondo Guerra

76.78 - 2 EIXOS

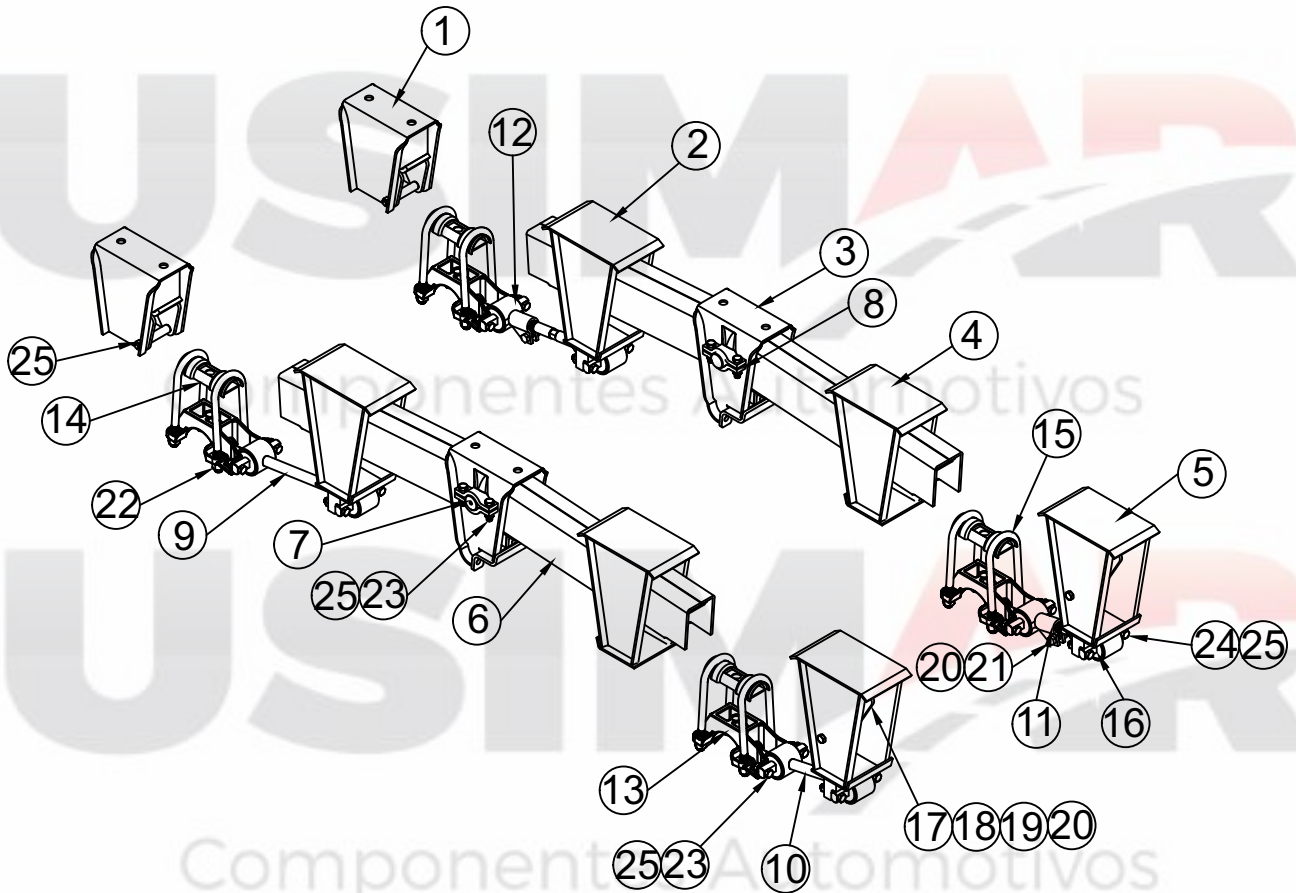
Nº	Qtd.	Código	Denominação
01	02	71.94	Suporte traseiro com esfrega móvel 80.05
02	02	71.90	Suporte central
03	02	71.92	Suporte dianteiro com esfrega móvel 80.05
04	02	70.43	Balança
05	02	40.34	Pino da balança
06	02	61.41	Tensor regulável (435 mm)
07	02	61.47	Tensor fixo (435 mm)
08	04	80.82	Sapata superior para eixo redondo
09	04	82.08	Sapata inferior para eixo redondo
10	04		Parafuso 5/8" x 1 3/4"
11	04		Parafuso 5/8" x 5 1/2" da balança
12	32		Porca 5/8"
13	24		Parafuso 5/8" x 2"
14	08	90.11	Bucha estabilizadora (Nakata)
15	02	81.63	Semi-mancal
16	04	82.04	Tube
17	32		Arruela pressão 5/8"
18	04	82.03	Separador de grampo
19	08		Grampo de mola 7/8" x 92 x 360
20	16	50.05	Porca grampo 7/8"

76.77- 3 EIXOS

Nº	Qtd.	Código	Denominação
01	02	71.94	Suporte traseiro com esfrega móvel 80.05
02	04	71.90	Suporte central
03	02	71.92	Suporte dianteiro com esfrega móvel 80.05
04	04	70.43	Balança
05	04	40.34	Pino da balança
06	03	61.41	Tensor regulável (435 mm)
07	03	61.47	Tensor fixo (435 mm)
08	06	80.82	Sapata superior para eixo redondo
09	06	82.08	Sapata inferior para eixo redondo
10	06		Parafuso 5/8" x 1 3/4"
11	08		Parafuso 5/8" x 5 1/2" da balança
12	54		Porca 5/8"
13	40		Parafuso 5/8" x 2"
14	12	90.11	Bucha estabilizadora (Nakata)
15	04	81.63	Semi-mancal
16	08	82.04	Tube
17	54		Arruela pressão 5/8"
18	06	82.03	Separador de grampo
19	12		Grampo de mola 7/8" x 92 x 360
20	24	50.05	Porca grampo 7/8"

Componentes Automotivos

GUERRA

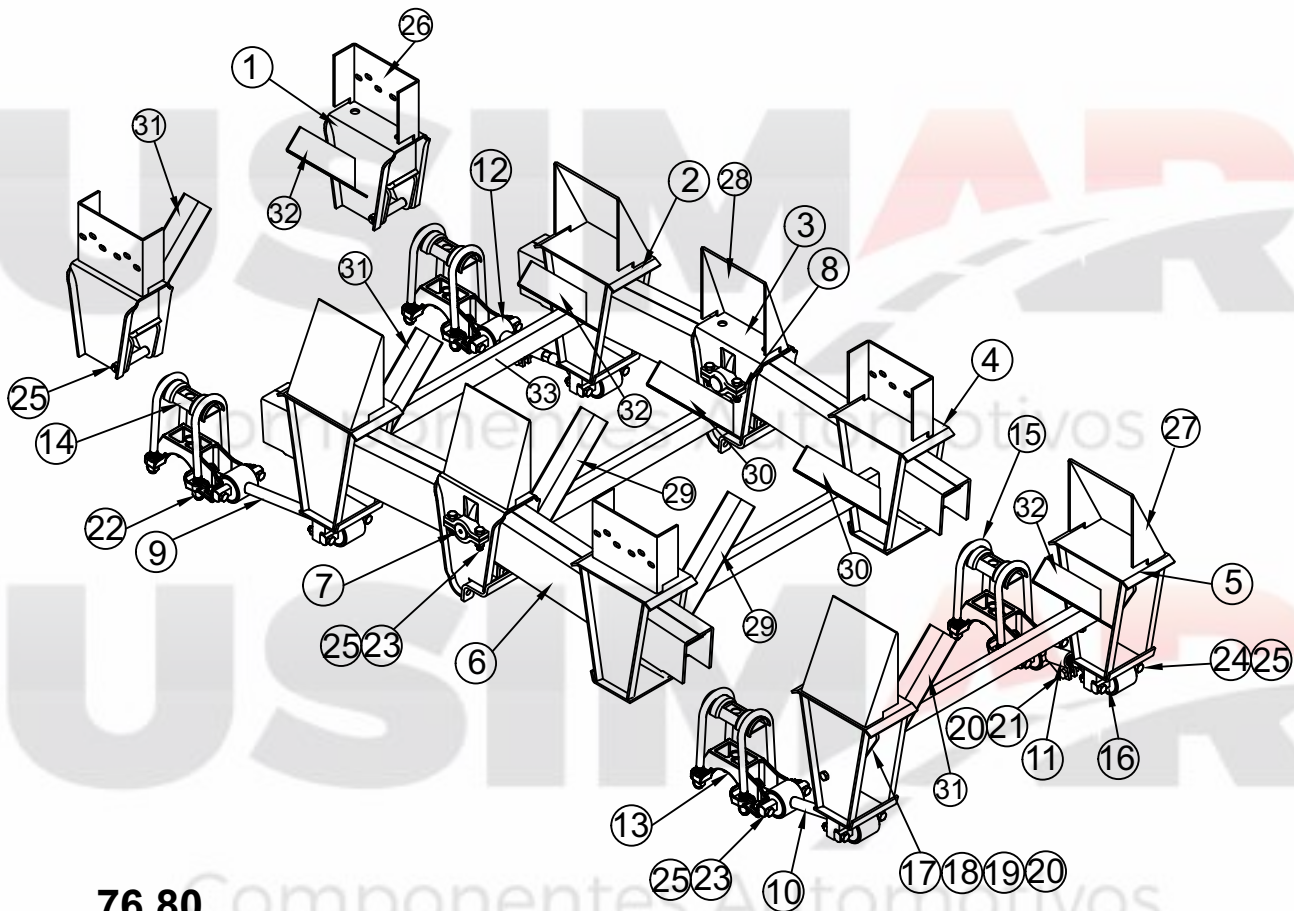


76.79

Suspensão 02 eixos distanciada NK SR Guerra mod 2011

N°	Qty.	Código	Denominação
1	02	71.97	Suporte traseiro
2	02	73.84	Suporte guia traseiro
3	02	74.71	Suporte central
4	02	74.99	Suporte guia dianteiro
5	02	74.49	Suporte dianteiro
6	02	70.48	Balança pino Ø50mm
7	02	40.34	Pino da balança c/ mancal
8	02	81.63	Semi-mancal do suporte
9	01	62.25	Tensor fixo 442 mm
10	01	61.52	Tensor fixo 315 mm
11	01	62.01	Tensor regulável 315 mm
12	01	62.60	Tensor regulável 442 mm
13	04	80.35	Sapata superior
14	04	82.03	Separador grampo de molas
15	08		Grampo de mola 7/8" x 92 x 300mm
16	08	90.11	Bucha nakata
17	04	80.05	Conjunto do deslizante
18	04	82.04	Tubo da sapata móvel
19	04		Parafuso sext. 5/8" x 6"
20	08		Porca sext 5/8" Auto-travante
21	04		Parafuso sext 5/8" x 2"
22	16	50.05	Porca sext dupla 7/8"
23	16		Parafuso sext M16 x 60 classe 8.8
24	08		Parafuso sext M16 x 80 classe 8.8
25	24		Porca M16 autotravante

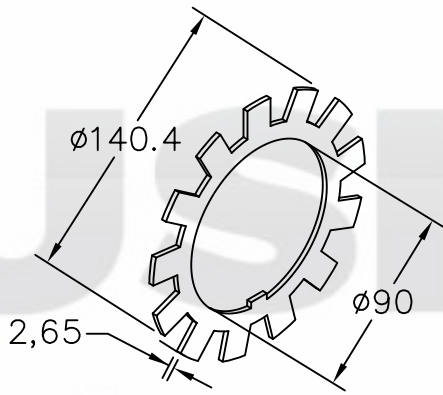
GUERRA



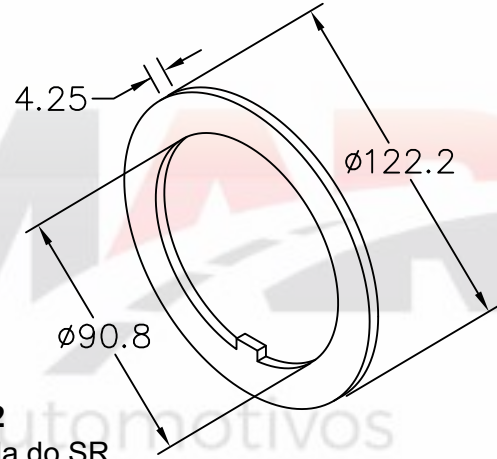
76.80

Suspensão 02 eixos distanciada c/ reforços NK SR Guerra mod 2011

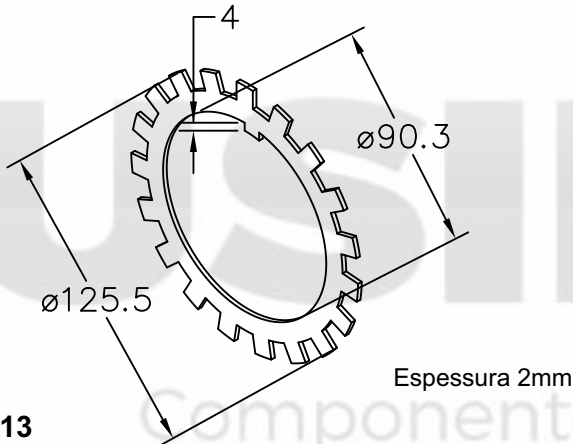
Nº	Qtd.	Código	Denominação
1	02	71.97	Suporte traseiro
2	02	73.84	Suporte guia traseiro
3	02	74.71	Suporte central
4	02	74.99	Suporte guia dianteiro
5	02	74.49	Suporte dianteiro
6	02	70.48	Balança pino Ø50mm
7	02	40.34	Pino da balança c/ mancal
8	02	81.63	Semi-mancal do suporte
9	01	62.25	Tensor fixo 442 mm
10	01	61.52	Tensor fixo 315 mm
11	01	62.01	Tensor regulável 315 mm
12	01	62.60	Tensor regulável 442 mm
13	04	80.35	Sapata superior
14	04	82.03	Separador grampo de molas
15	08		Grampo de mola 7/8" x 92 x 300mm
16	08	90.11	Bucha nakata
17	04	80.05	Conjunto do deslizante
18	04	82.04	Tubo da sapata móvel
19	04		Parafuso sext. 5/8" x 6"
20	08		Porca sext 5/8" Auto-travante
21	04		Parafuso sext 5/8" x 2"
22	16	50.05	Porca sext dupla 7/8"
23	16		Parafuso sext M16 x 60 classe 8.8
24	08		Parafuso sext M16 x 80
25	24		Porca M16 autotravante
26	04		Reforço do suporte tras e do 1 guia
27	04		Reforço do suporte diant e do 2 guia
28	02		Reforço do suporte central
29	02		Reforço "L" 495mm LD
30	02		Reforço "L" 495mm LE
31	03		Reforço "L" 390mm LD
32	03		Reforço "L" 390mm LE
33	04		Chapa "U" entre suportes



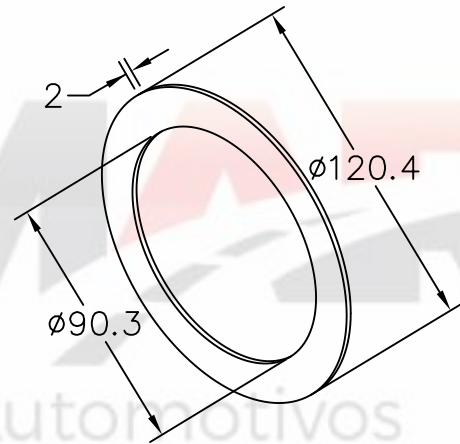
30.03
Arruela dentada com 13 dentes do SR



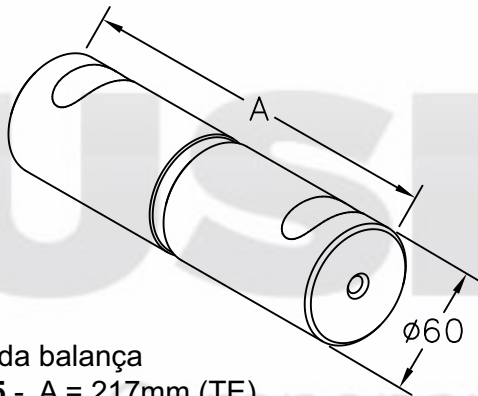
30.12
Arruela do SR



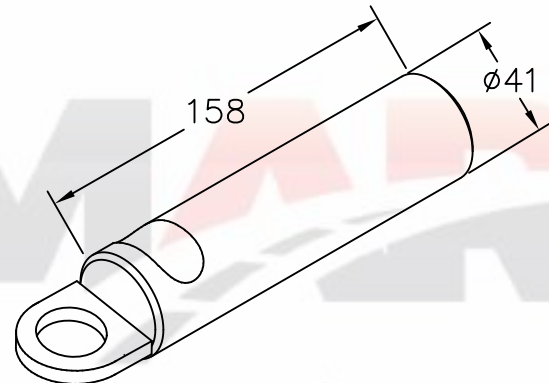
30.13
Arruela dentada do SR com 19 dentes



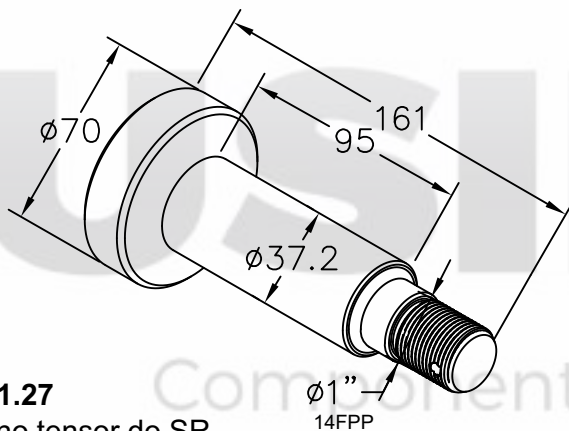
30.14
Arruela lisa do SR



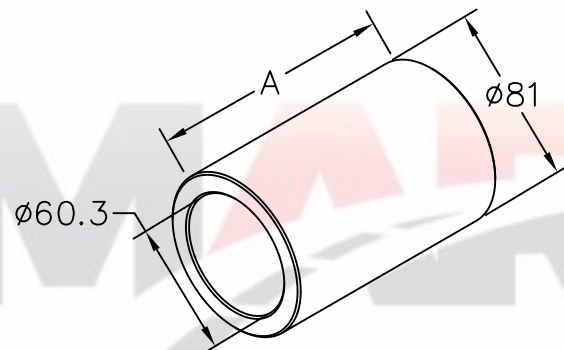
Pino da balança
40.35 - A = 217mm (TE)
40.36 - A = 230mm (SR)



41.23
Pino do suporte traseiro do TE

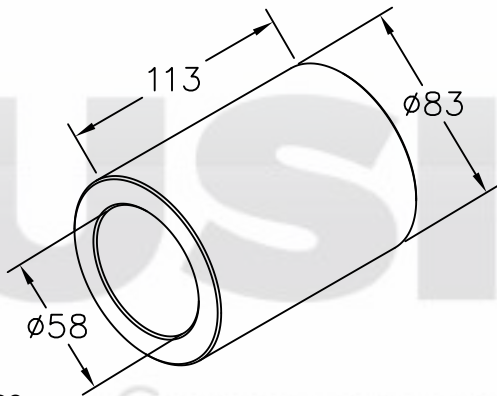


41.27
Pino tensor do SR

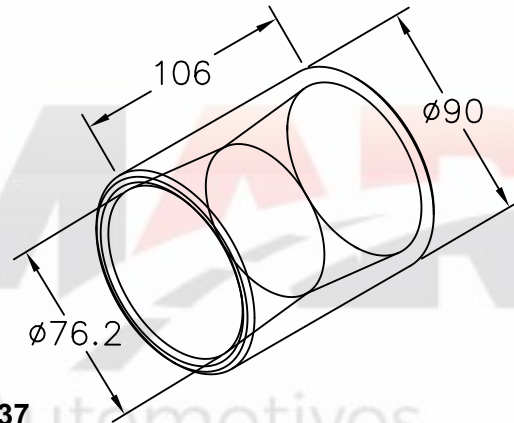


Bucha para balança
50.92 - A = 108mm (TE)
50.67 - A = 125mm (SR)

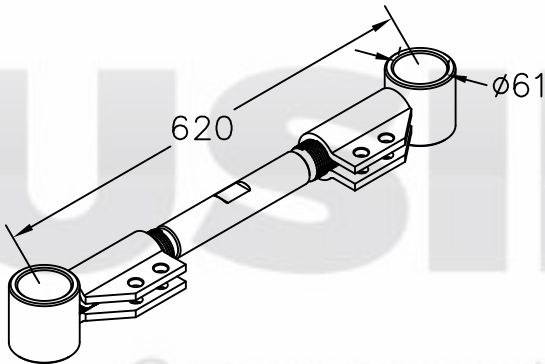
IDEROL



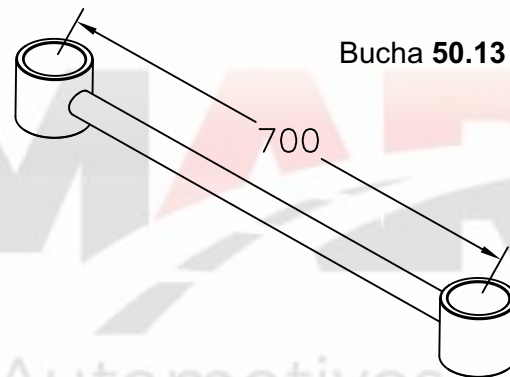
51.29
Bucha bruta para balança do TE



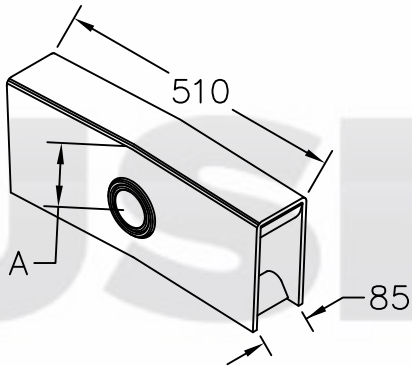
51.37
Bucha cônica para balança do SR



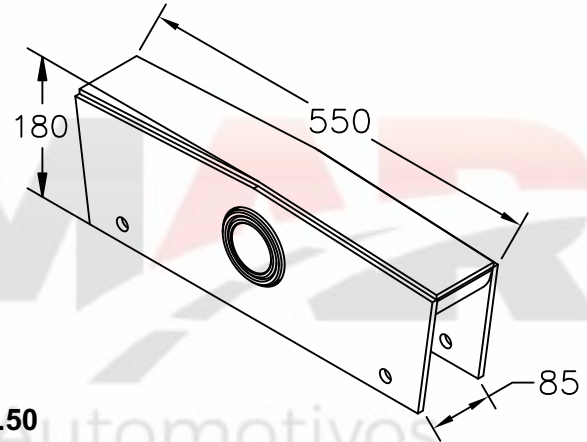
61.48
Tensor regulável do TE



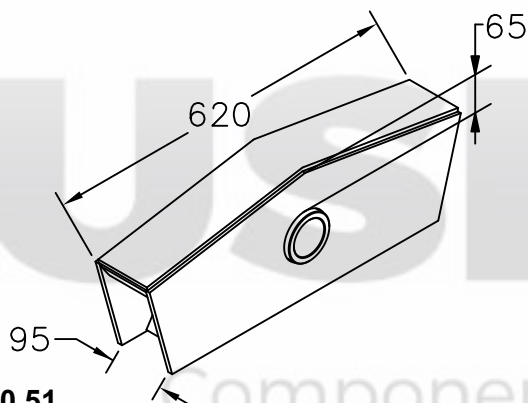
61.53
Tensor fixo dianteiro



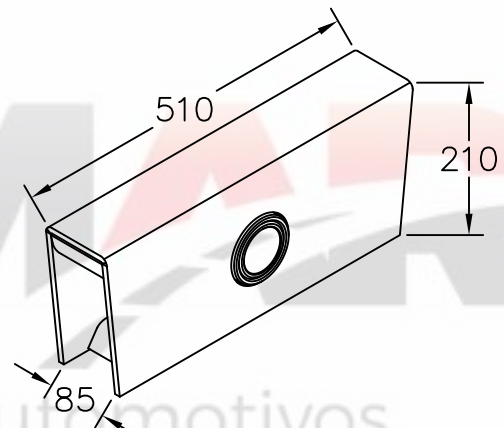
Balança do TE para pino Ø60 mm
70.49 - A = 105mm
73.75 - A = 80mm



70.50
Balança do TE para pino Ø 60mm

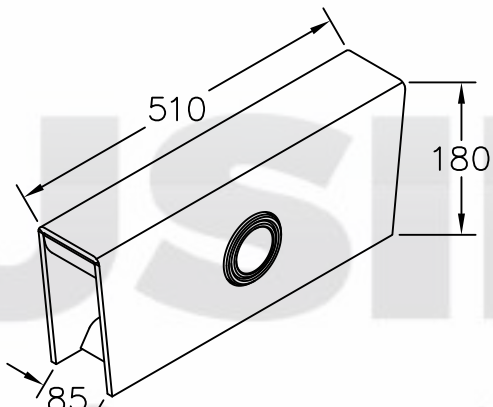


70.51
Balança para pino Ø 60mm do SR

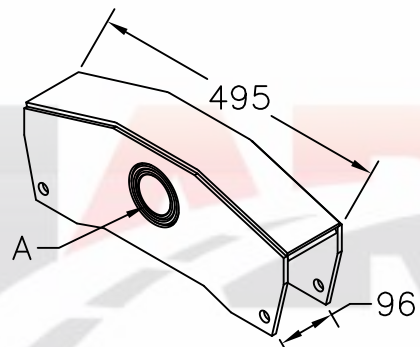


70.52
Balança reta do TE para pino Ø 60mm

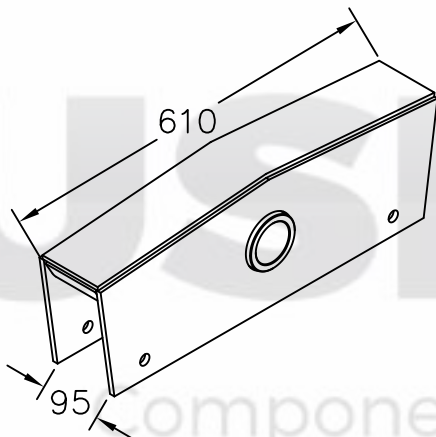
IDEROL



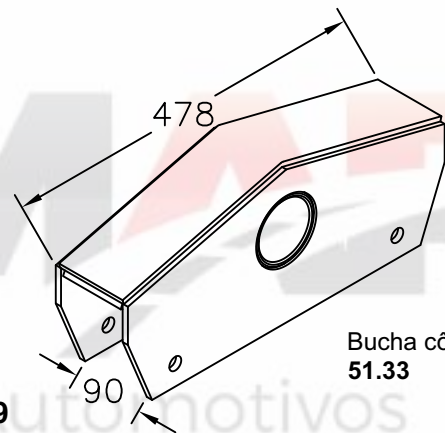
70.53
Balança reta do TE para pino Ø 60mm



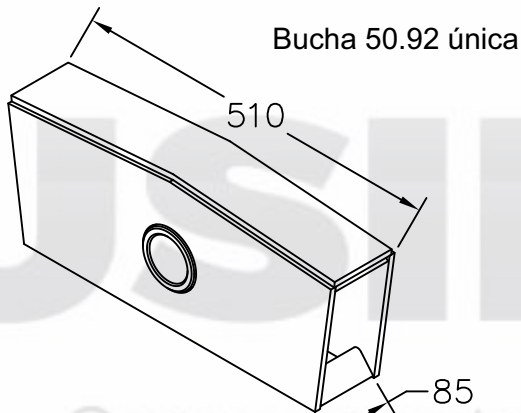
Balança do SR para pino Ø 60 mm
70.54 - A = 2 buchas 50.97
70.55 - A = 1 bucha 50.92



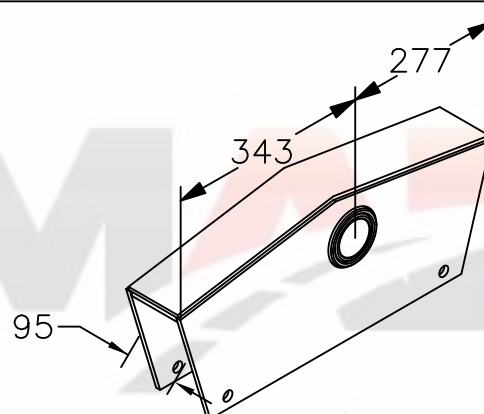
70.56
Balança do SR para pino Ø 60



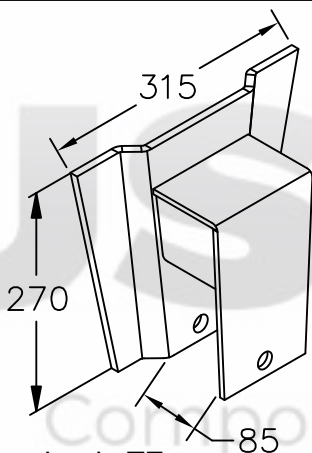
75.39
Balança com bucha cônica do SR
Bucha cônica
51.33



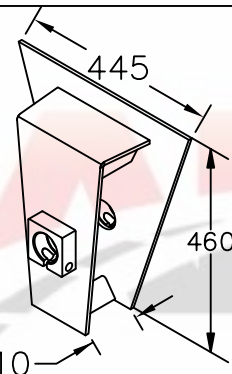
75.40
Balança do TE para pino Ø 60mm
Bucha 50.92 única



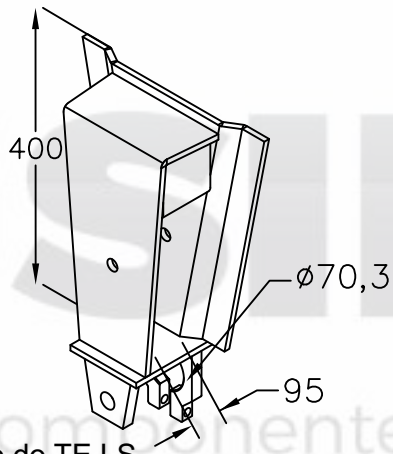
75.41
Balança do TE LS p/ pino Ø60mm



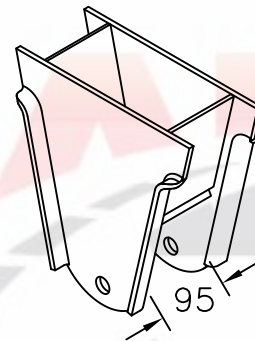
72.85
Suporte traseiro do TE



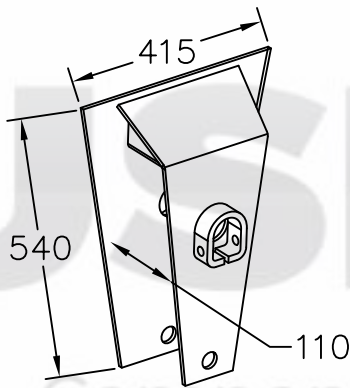
Suporte central do TE para pino Ø60mm
73.15 - em 5/16"
73.16 - em 3/8"



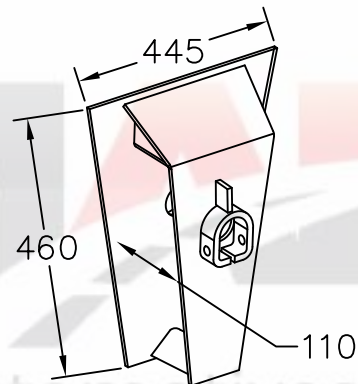
73.31
Suporte dianteiro do TE LS



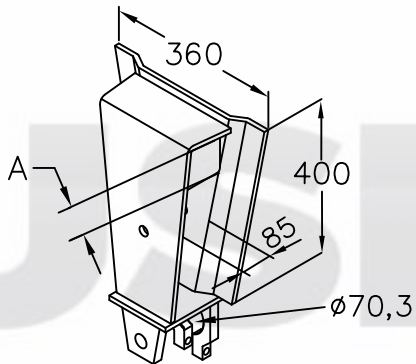
73.79
Suporte traseiro do SR



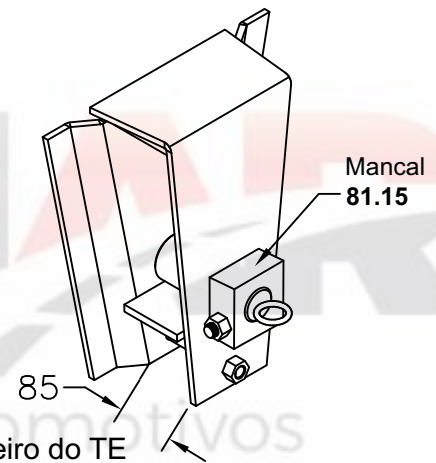
73.91
Suporte central do TE para pino Ø60mm



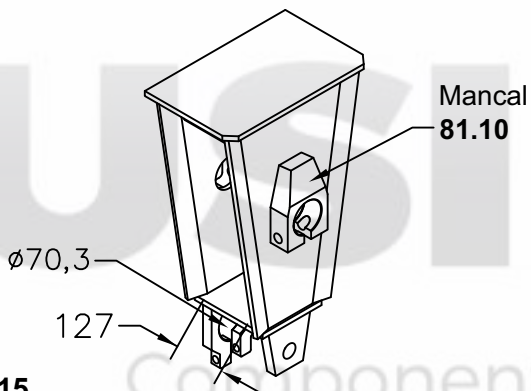
73.92
Suporte central do TE para pino Ø60mm



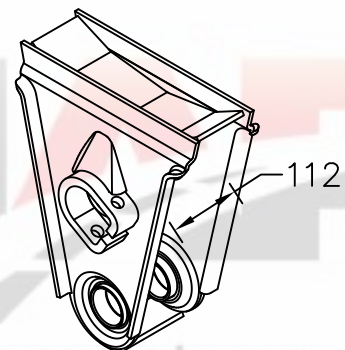
Suporte dianteiro do TE
74.02 - A = 141mm
73.90 - A = 77mm



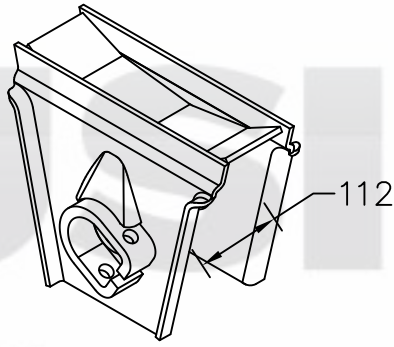
74.66
Suporte traseiro do TE



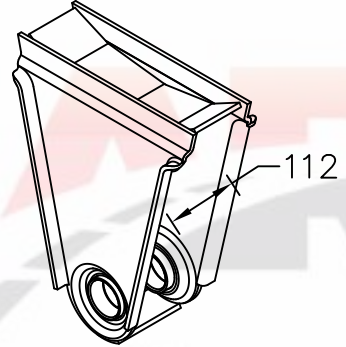
75.15
Suporte central do SR



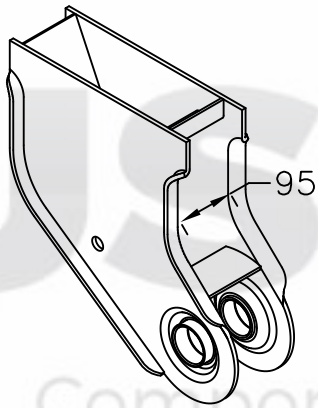
75.16
Suporte central do SR p/ pino Ø60mm



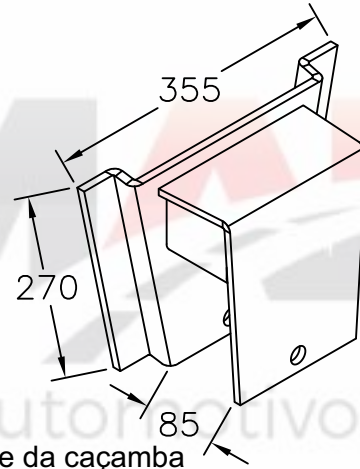
75.23
Suporte central curto do SR p/ pino Ø60mm



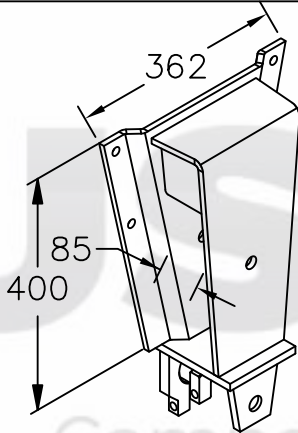
75.24
Suporte guia do SR c/ mancais do tensor



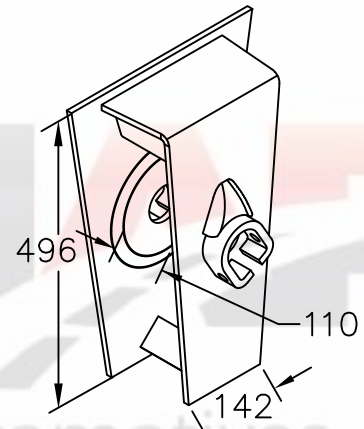
75.31
Suporte dianteiro do SR



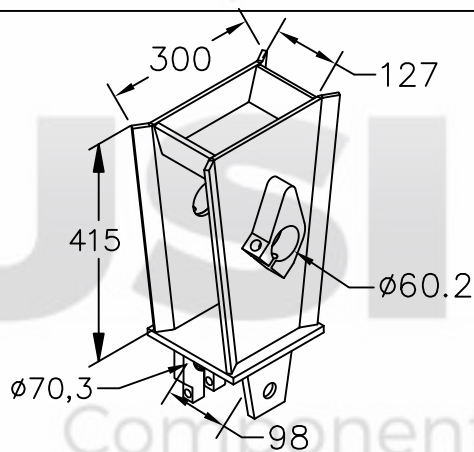
75.67
Suporte da caçamba



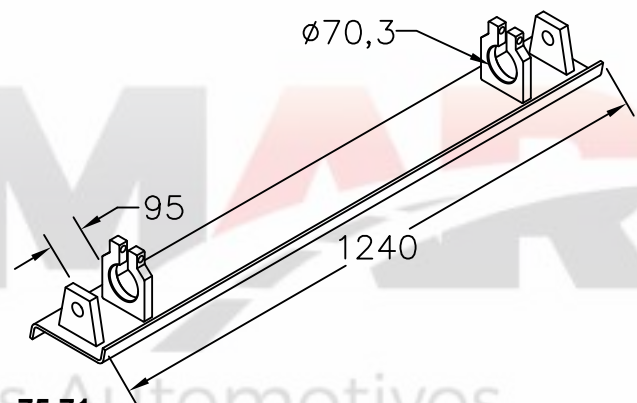
75.68
Suporte dianteiro do TE



75.69
Suporte central maior do TE para pino Ø60mm

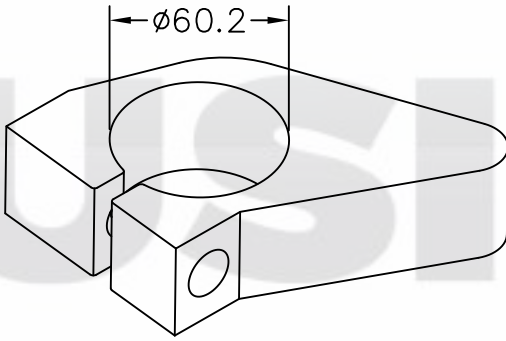


75.70
Suporte central do SR (suspensão pesada)

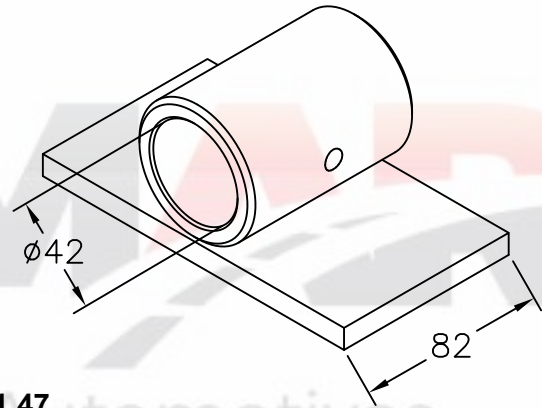


75.71
Travessa de ligação do TE

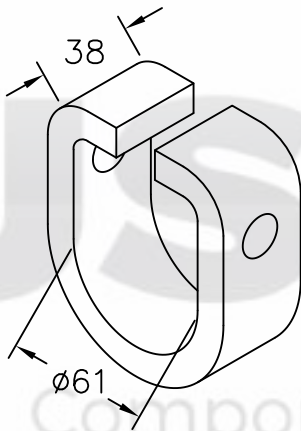
IDEROL



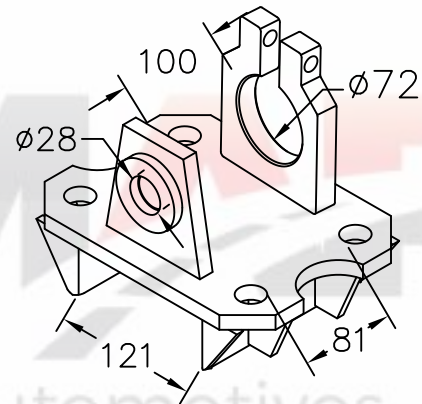
81.00
Mancal curvo para suporte do SR



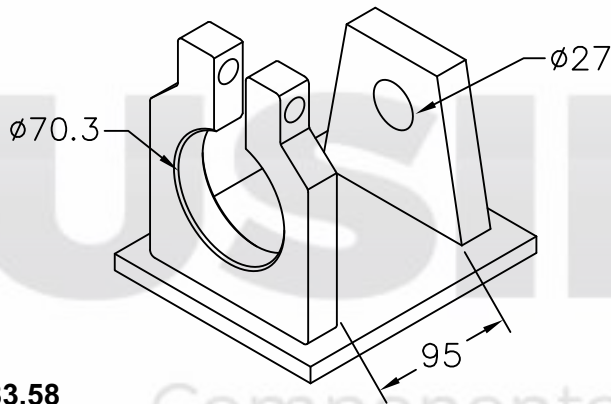
81.47
Deslizante do suporte traseiro do TE



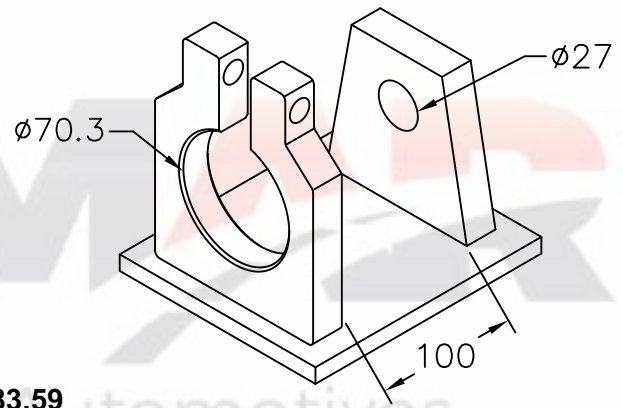
81.83
Mancal do pino da balança do SR



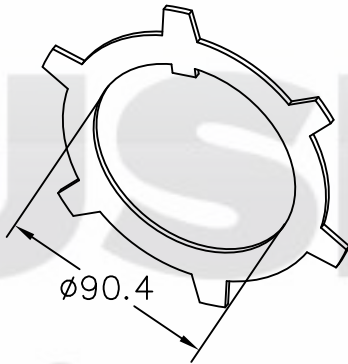
83.05
Sapata do eixo do SR



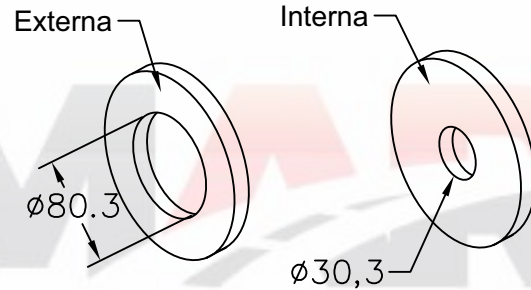
83.58
Mancal duplo do pino tensor TE



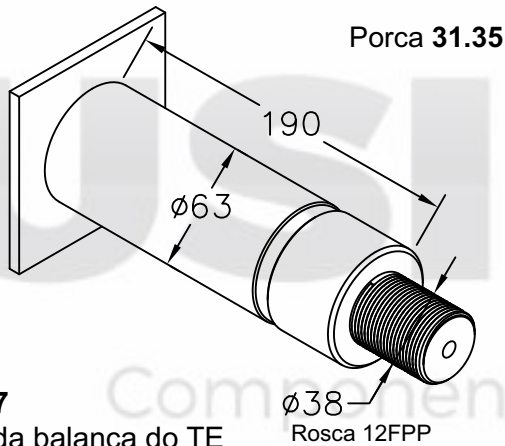
83.59
Mancal duplo do suporte central do SR



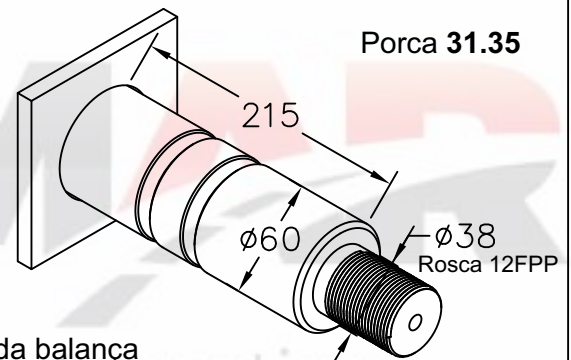
30.08
Arruela dentada do SR



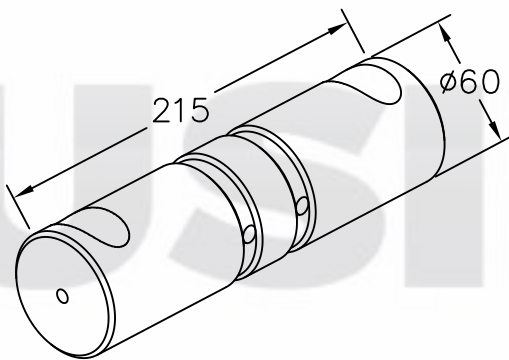
Arruela da suspensão pneumática 1/2"
30.29 - Interna A = Ø30,3mm
30.30 - Externa
31.49 - Interna A = Ø26,5mm



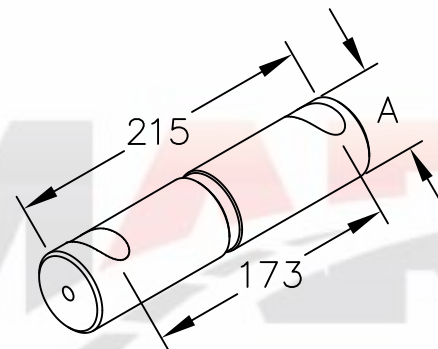
40.37
Pino da balança do TE



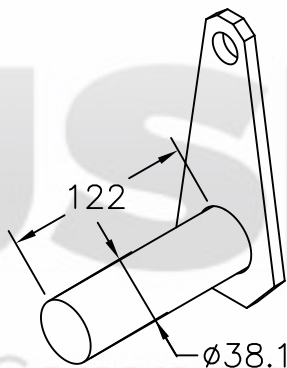
Pino da balança
40.38 - A = 215mm (TE)
40.39 - A = 245mm (TE LS)



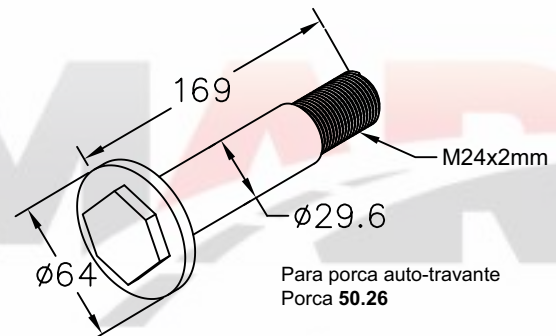
40.40
Pino da balança do SR



Pino da Balança do SR
40.41 - A = Ø50mm (Mod. 2008)
40.42 - A = Ø50,8mm (Mod. 2010)

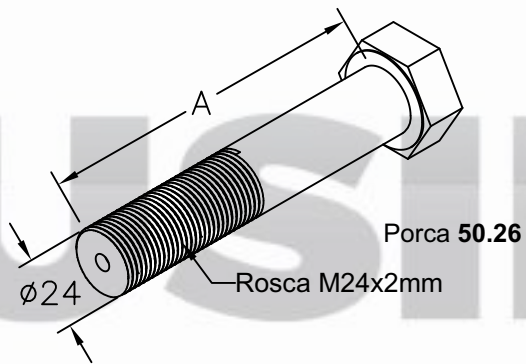


40.43
Pino do suporte traseiro do TE

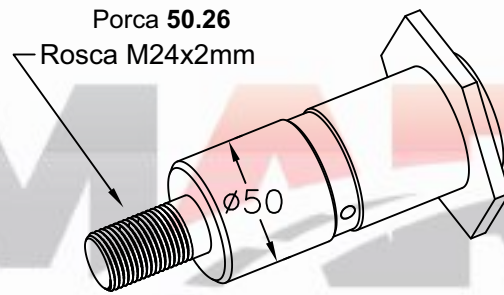


41.09
Pino tensor do SR

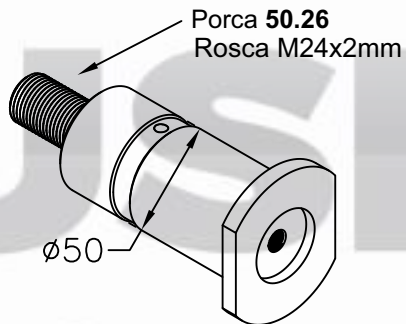
Para porca auto-travante
Porca **50.26**



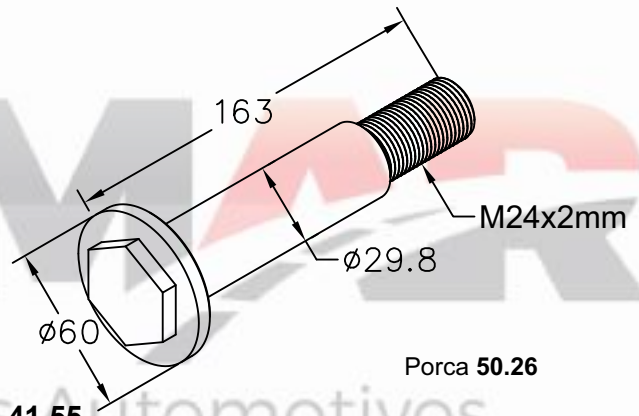
Pino do tensor do SR moderna
41.16 - A = 125mm
41.20 - A = 145mm



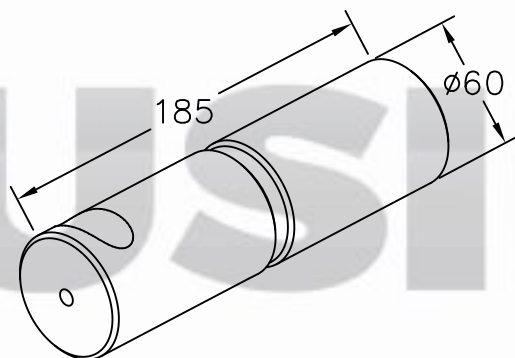
41.36
Pino do braço tensor SR Vanderléia mod 2007



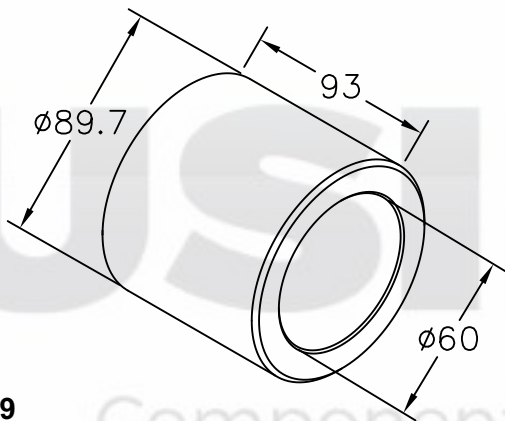
41.48
Pino do braço tensor SR Vanderléia mod antigo



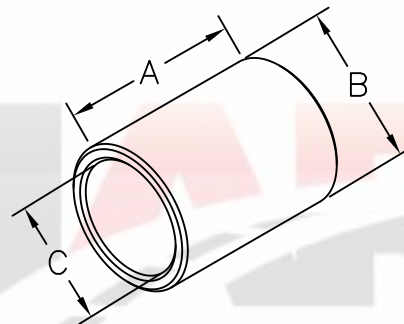
41.55
Pino tensor do TE



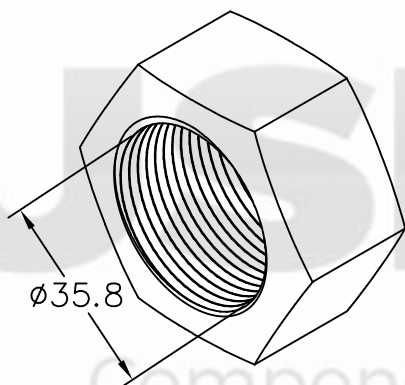
41.83
Pino da balança do TE LS uma chaveta



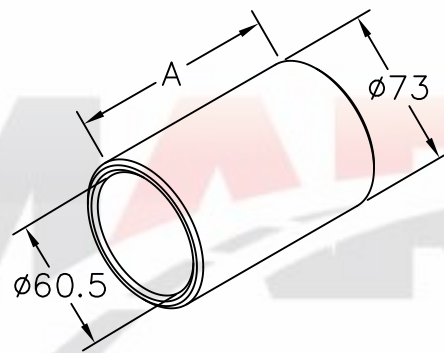
50.89
Bucha externa do braço tensor



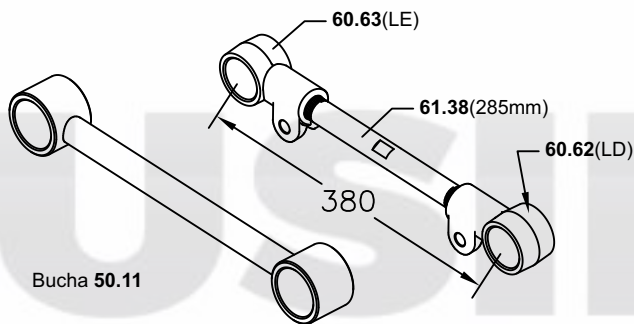
Bucha interna para balança
50.94 - A = 110mm B = Ø81,3mm C = Ø64mm TE
50.59 - A = 118mm B = Ø73mm C = Ø60,5mm TE
50.55 - A = 119mm B = Ø60mm C = Ø51,3mm SR



31.35
Porca para pino da balança do TE

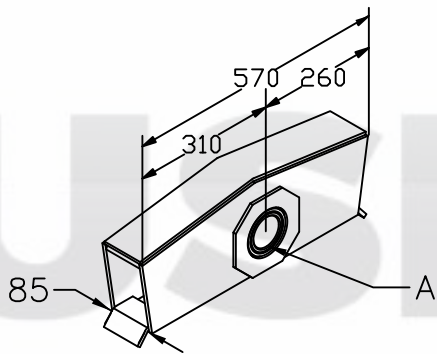


Bucha interna para balança
51.45 - A = 112mm (TE)
51.46 - A = 125mm (TE LS)

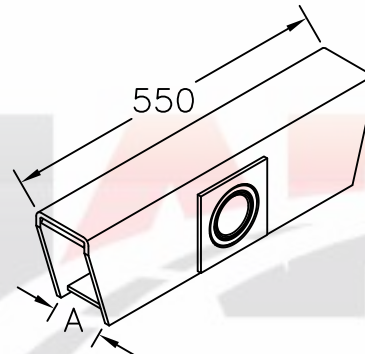


Bucha 50.11

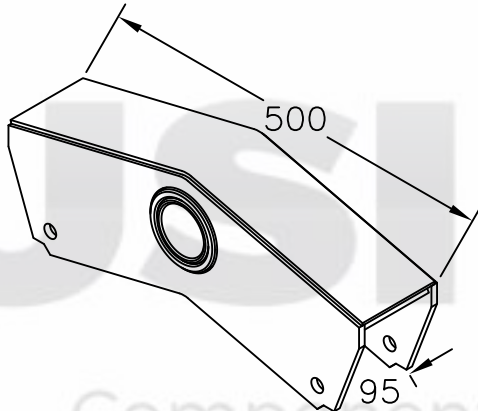
Tensor do SR 2000
60.84 - Regulável
60.85 - Fixo



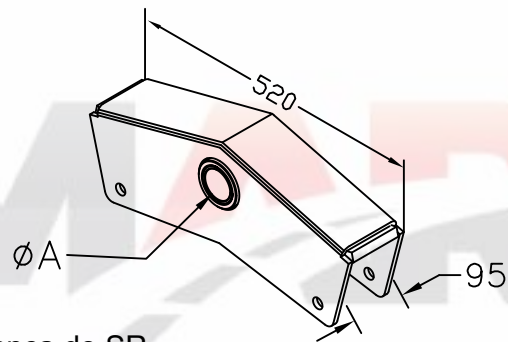
Balança do TE
70.57 - p/ pino A = Ø63mm
70.58 - p/ pino A = Ø60



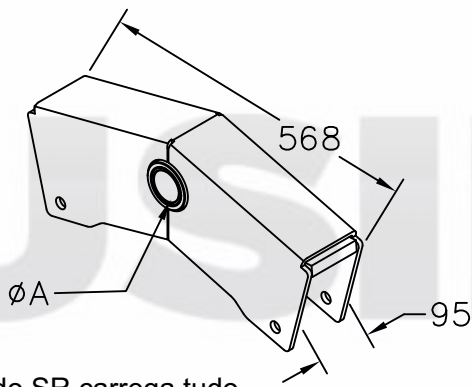
Balança do TE LS para pino Ø60mm
70.59 - A = 85mm
70.60 - A = 95mm



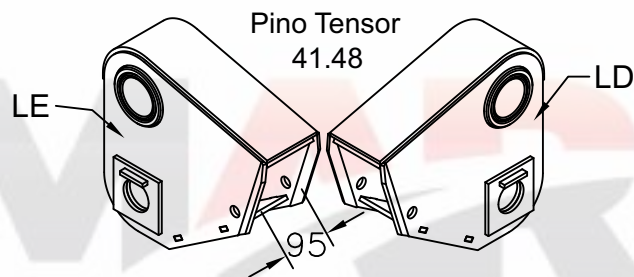
70.61
 Balança do SR para pino Ø 60mm



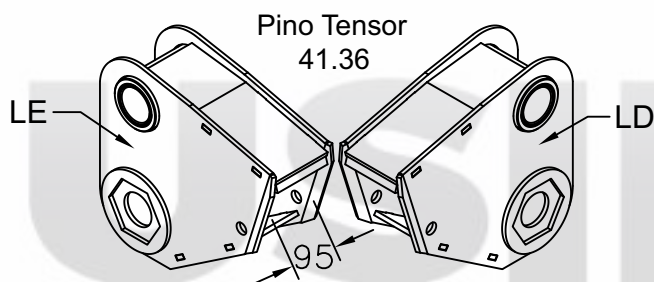
Balança do SR
70.62 - A = P/ pino Ø50mm (modelo 2008)
70.63 - A = P/ pino Ø50,85mm (modelo 2010)
70.64 - A = P/ pino Ø60mm (modelo 2008)



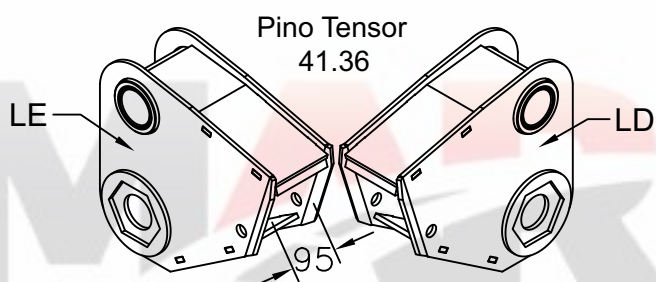
Balança do SR carrega tudo
70.65 - A = P/ pino Ø50mm
70.66 - A = P/ pino Ø60mm



Balança p/ pino Ø60mm do SR distanciada
 MD até 2006
70.67 - LD
70.68 - LE

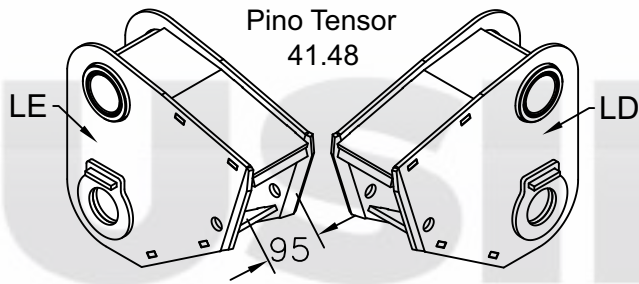


Balança p/ pino Ø50,85mm do SR distanciada
 MD 2007 em diante
70.69 - LD
70.70 - LE

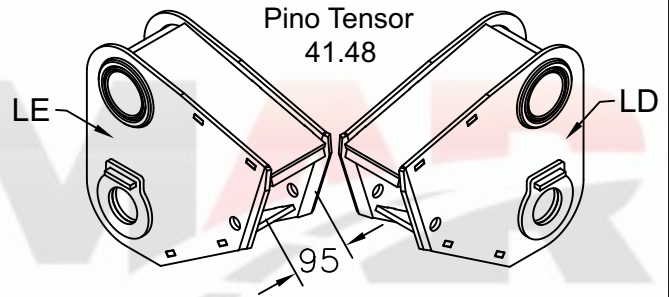


Balança p/ pino Ø50mm do SR distanciada
 MD 2007 em diante
70.71 - LD
70.72 - LE

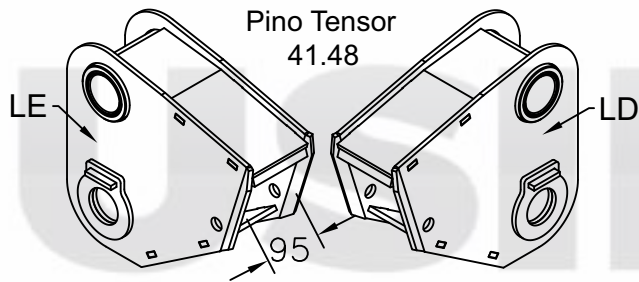
FACCHINI



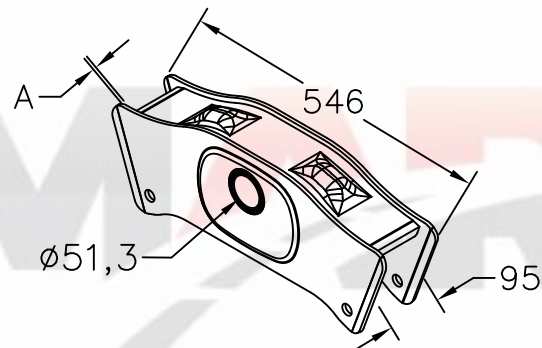
Balança p/ pino Ø50mm do SR distanciada
MD 2006
70.73 - LD
70.74 - LE



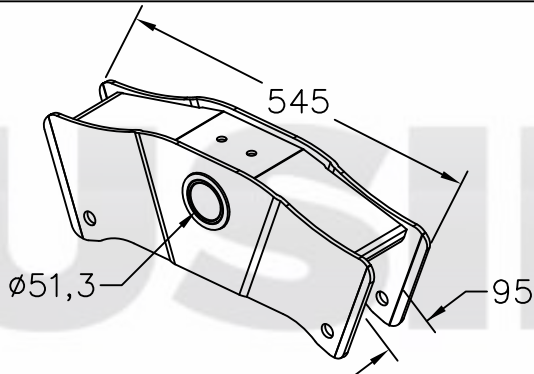
Balança p/ pino Ø60mm do SR distanciada
MD 2006
70.75 - LD
70.76 - LE



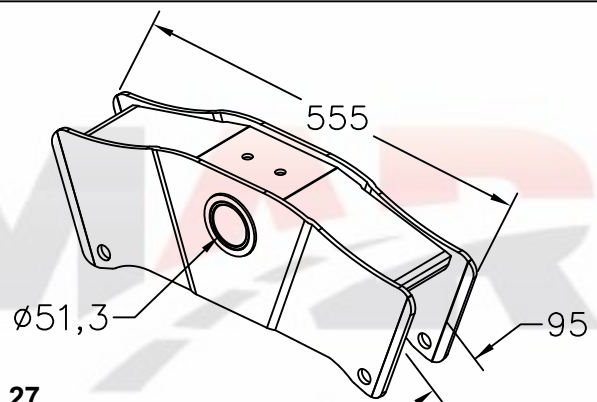
Balança p/ pino Ø50.85mm do SR distanciada
MD 2006
70.77 - LD
70.78 - LE



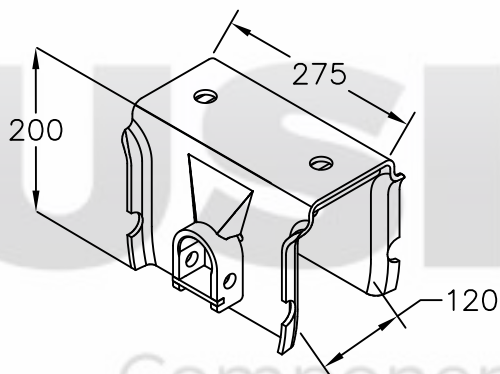
Balança p/ pino Ø50.85mm do SR MD2013
70.79 - A = 1/4"
70.80 - A = 5/16"



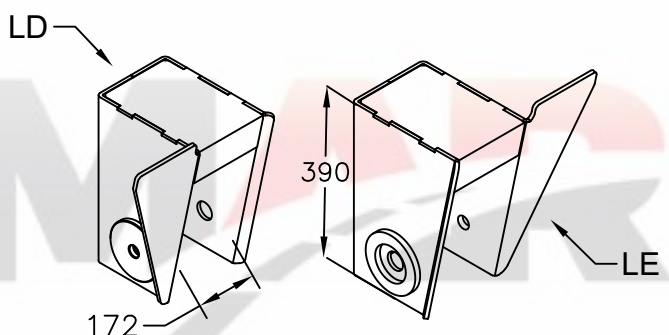
Balança p/ pino Ø50.85mm do SR 2015
77.25 - A = 1/4" (STD)
77.26 - A = 5/16" (STD HD)



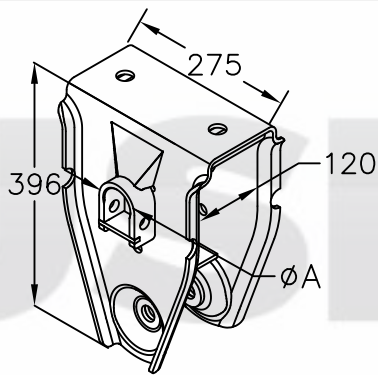
77.27
Balança p/ pino Ø50.85mm do SR HD 2015
(Tora/Cana)



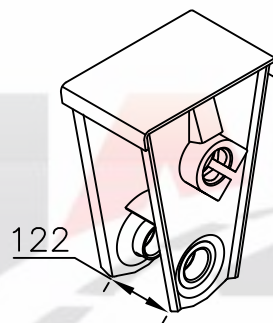
72.75
Suporte central do SR distanciada p/ pino Ø50mm



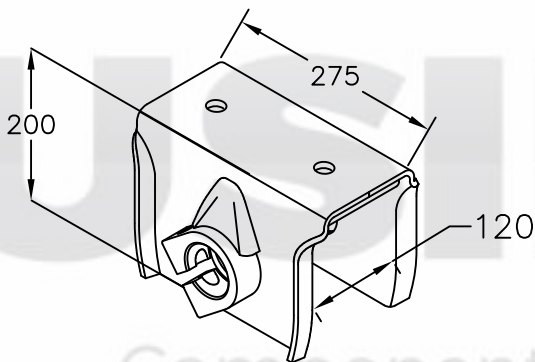
Suporte da suspensão pneumática do SR
72.81 - LE
72.82 - LD



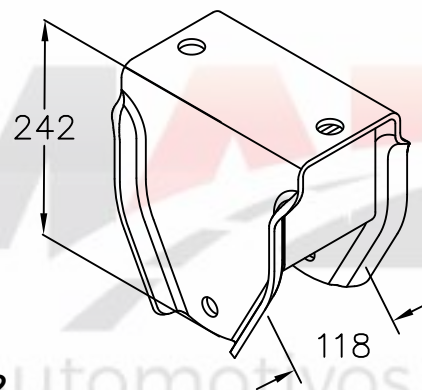
Suporte central do SR
72.95 - P/ pino A = $\phi 50$ mm
72.96 - P/ pino A = $\phi 50,85$ mm




Suporte central do SR para pino $\phi 60$ mm
73.11 - em 5/16"
73.12 - em 3/8"



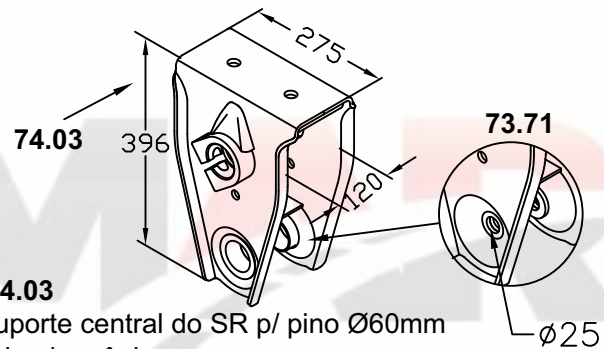
73.66
 Suporte central do SR distanciada p/ pino $\phi 60$ mm



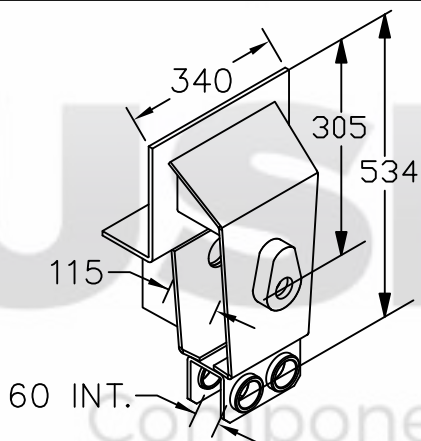
73.72
 Suporte traseiro do SR



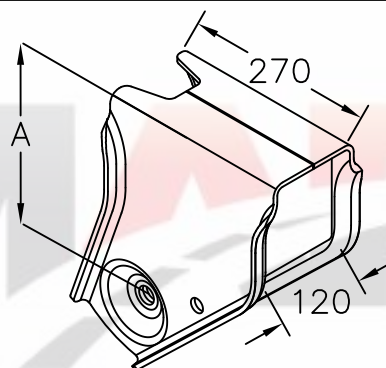
73.77
 Suporte traseiro do SR



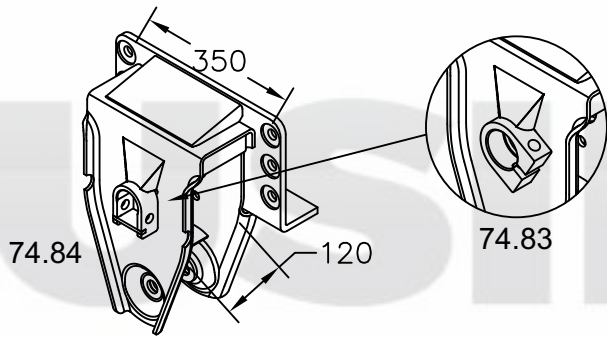
74.03
 Suporte central do SR p/ pino $\phi 60$ mm
 c/ bucha cônica
73.71
 Suporte central do SR para pino $\phi 60$ mm
 Modelo 2004



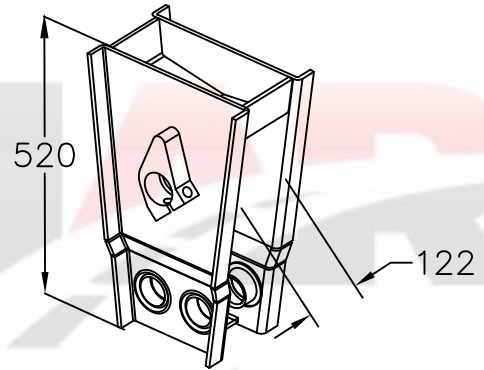
74.14
 Suporte central do TE para pino $\phi 60$ mm



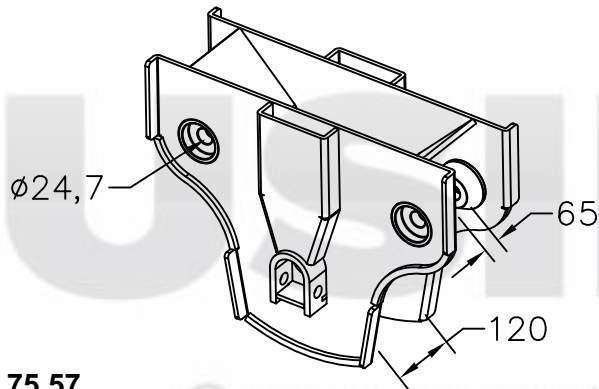
Suporte dianteiro do SR para bucha silenciosa
74.17 - A = 280mm
75.08 - A = 269mm



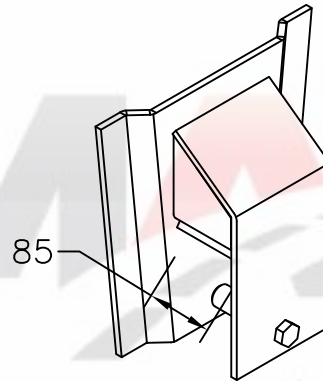
74.84
74.83 - p/ pino Ø60mm
74.84 - p/ pino Ø50mm



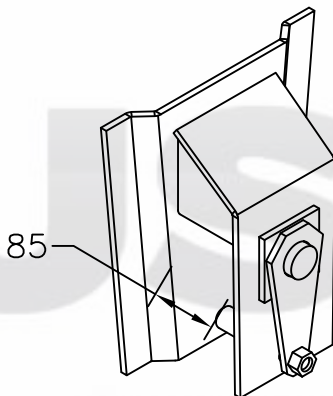
74.86
 Suporte central p/ pino Ø60mm



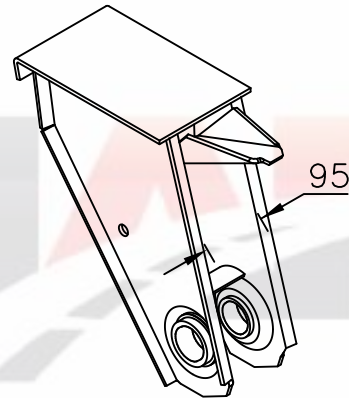
75.57
 Suporte central do SR pino Ø50mm carrega tudo



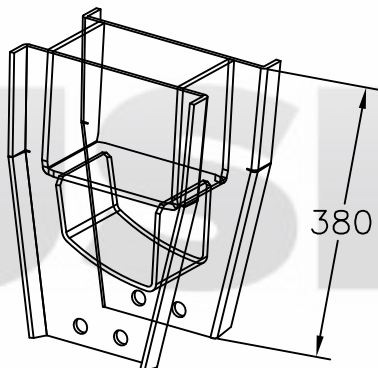
75.72
 Suporte dianteiro do TE



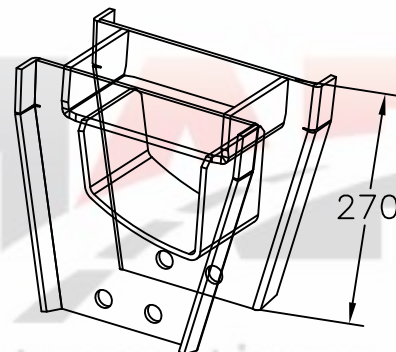
75.73
 Suporte traseiro do TE



75.74
 Suporte dianteiro do SR c/ bucha cônica

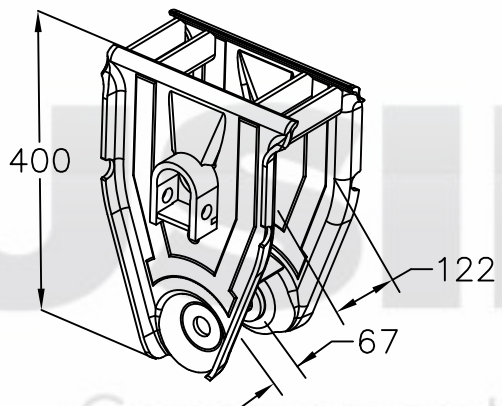


77.11
 Suporte traseiro do SR carrega tudo

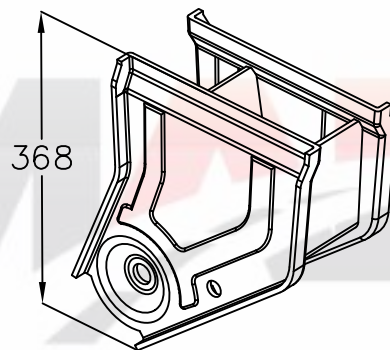


77.10
 Suporte dianteiro do SR carrega tudo

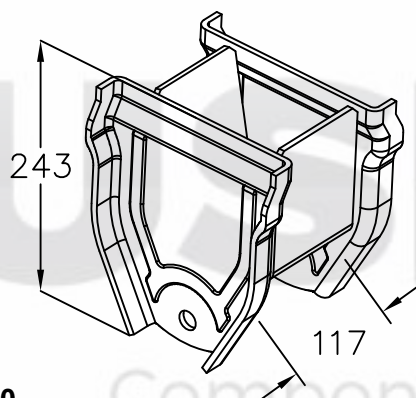
FACCHINI



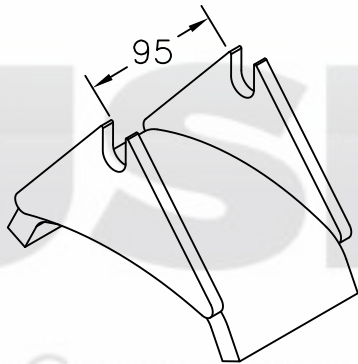
77.28
Suporte central do SR p/ pino Ø50,85 STD 2015



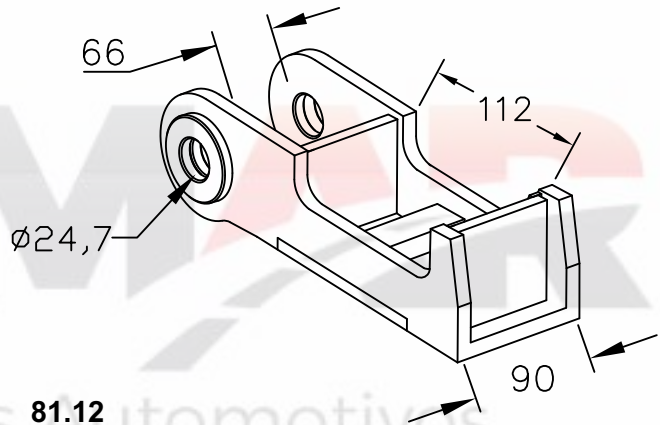
77.29
Suporte dianteiro do SR STD 2015



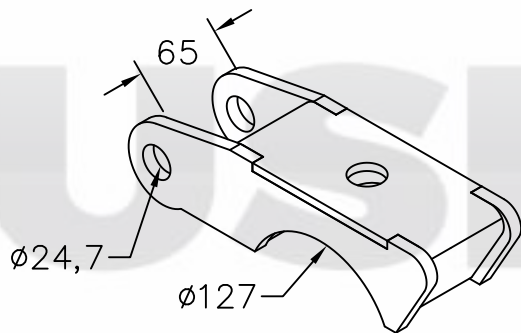
77.30
Suporte traseiro do SR STD 2015



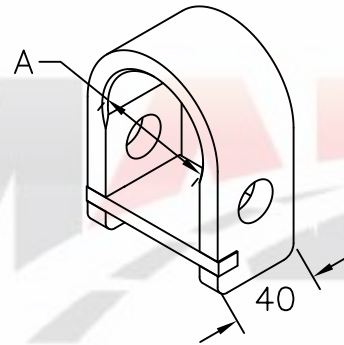
80.06
Deslizante do suporte dianteiro e traseiro



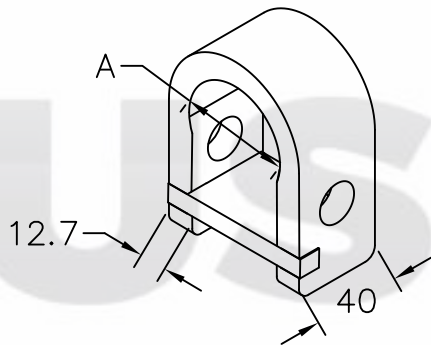
81.12
Sapata p/ bucha molecular do SR retângular



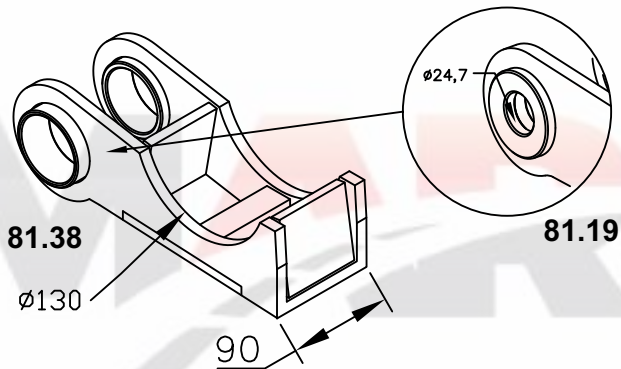
81.18
Sapata do feixe de mola SR 2004



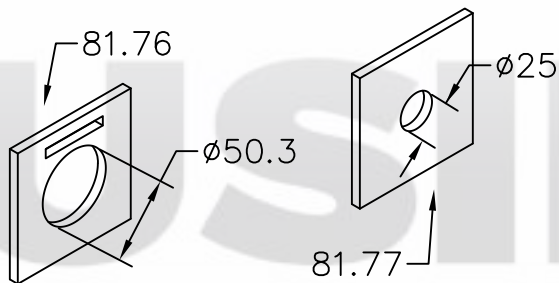
Mancal do pino da balança do SR
81.34 - A = P/ pino $\phi 50\text{mm}$
81.35 - A = P/ pino $\phi 50,85\text{mm}$



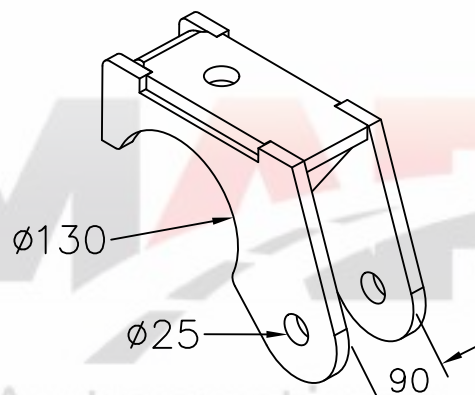
Mancal do pino da balança do SR em 1/2"
81.36 - A = P/ pino $\phi 50\text{mm}$
81.37 - A = P/ pino $\phi 50,85\text{mm}$



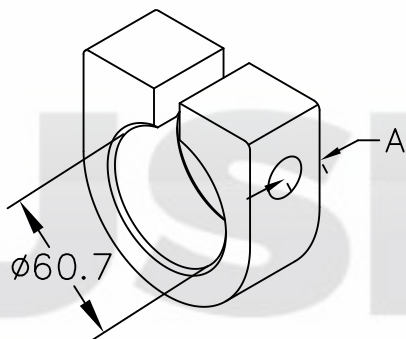
Sapata do SR
81.38 - c/ bucha cônica
81.19 - p/ bucha molecular (moderno)



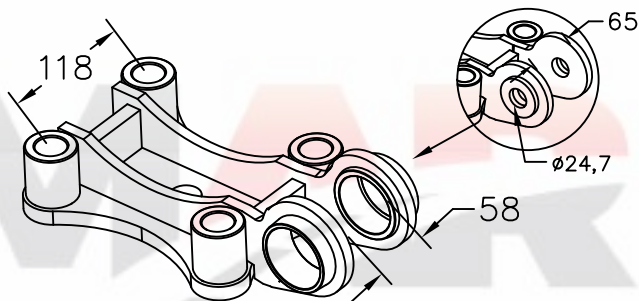
Arruela da balança distanciada pino $\phi 60\text{mm}$
81.76 - Arruela externa
81.77 - Arruela interna



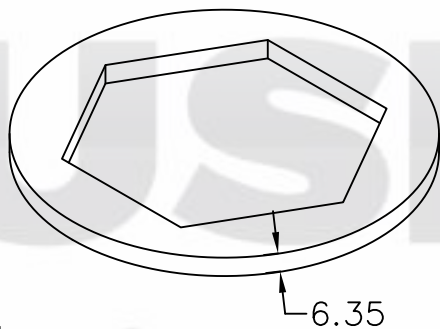
81.80
Sapata superior do SR carrega tudo



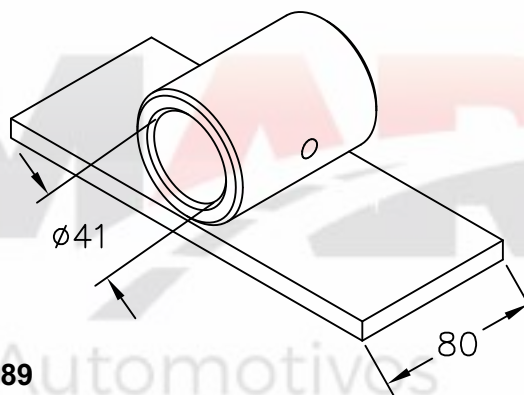
Mancal do pino da balança do SR
82.28 - Furo centralizado
82.84 - Furo deslocado A = 21mm



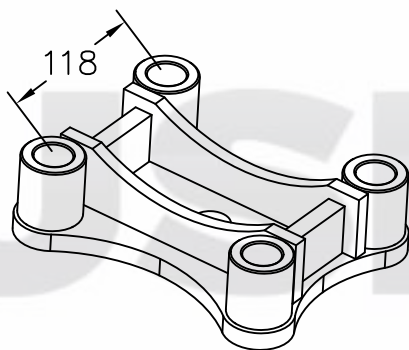
Sapata inferior do SR carrega tudo
82.32 - C/ bucha cônica
83.11 - P/ bucha molecular



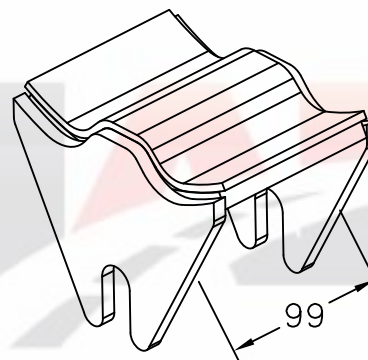
82.74
 Arruela p/ cabeça do pino tensor balança
 distanciada



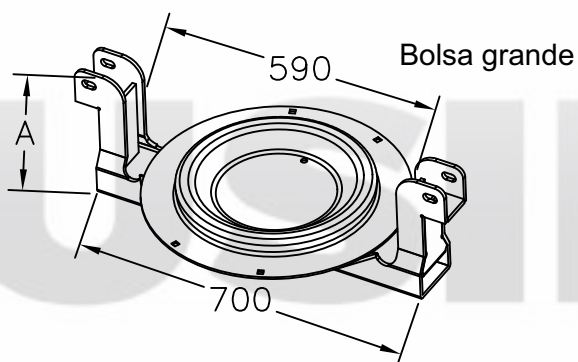
82.89
 Deslizante do TE



83.12
 Sapata inferior do SR carrega tudo sem pescoço

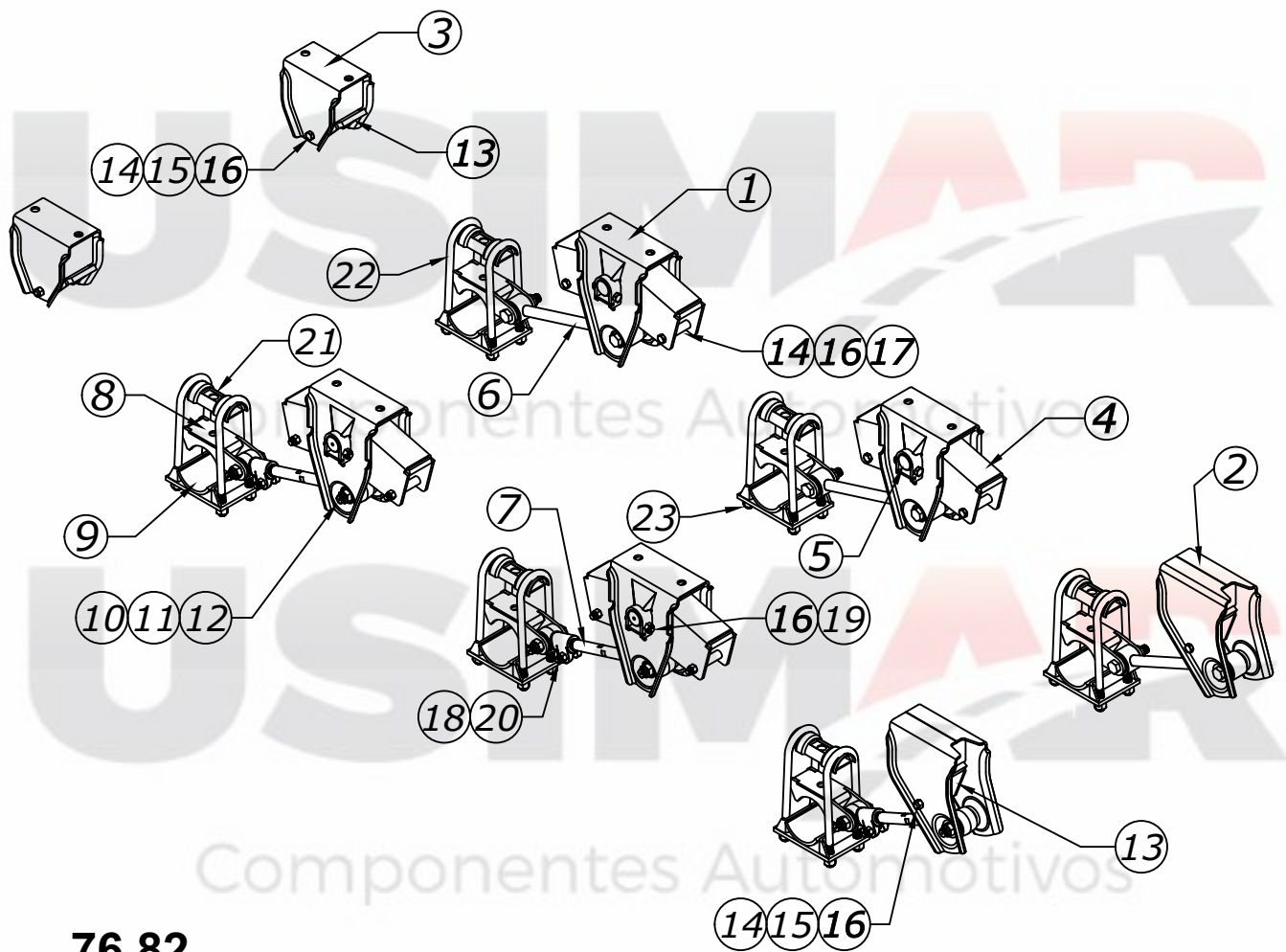


83.45
 Deslizante do SR 2019



Base inferior do suspensor pneumático do SR
93.55 - A = 190mm
93.56 - A = 115mm

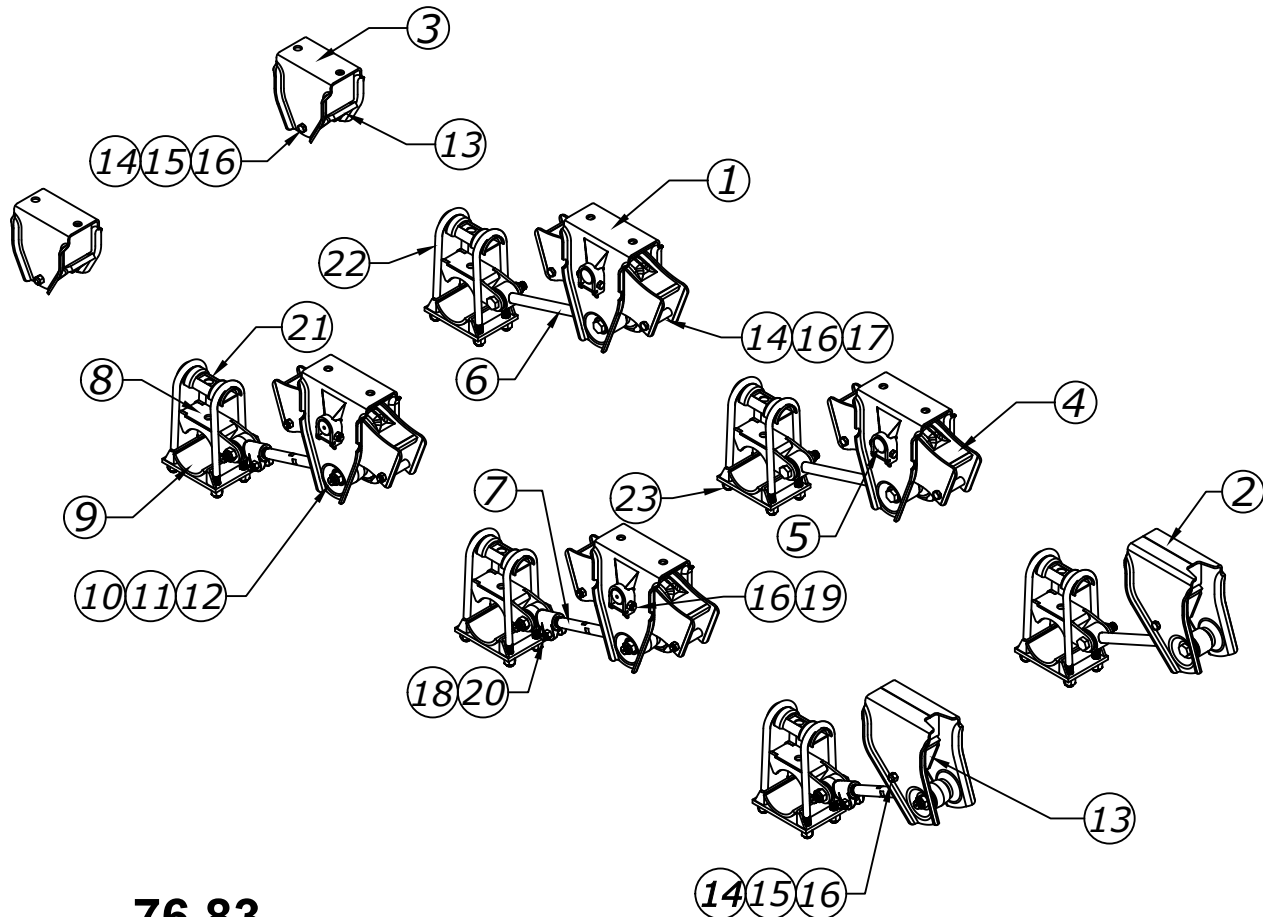




76.82

Suspensão 03 eixos p/ pino Ø50,85mm do SR Facchini

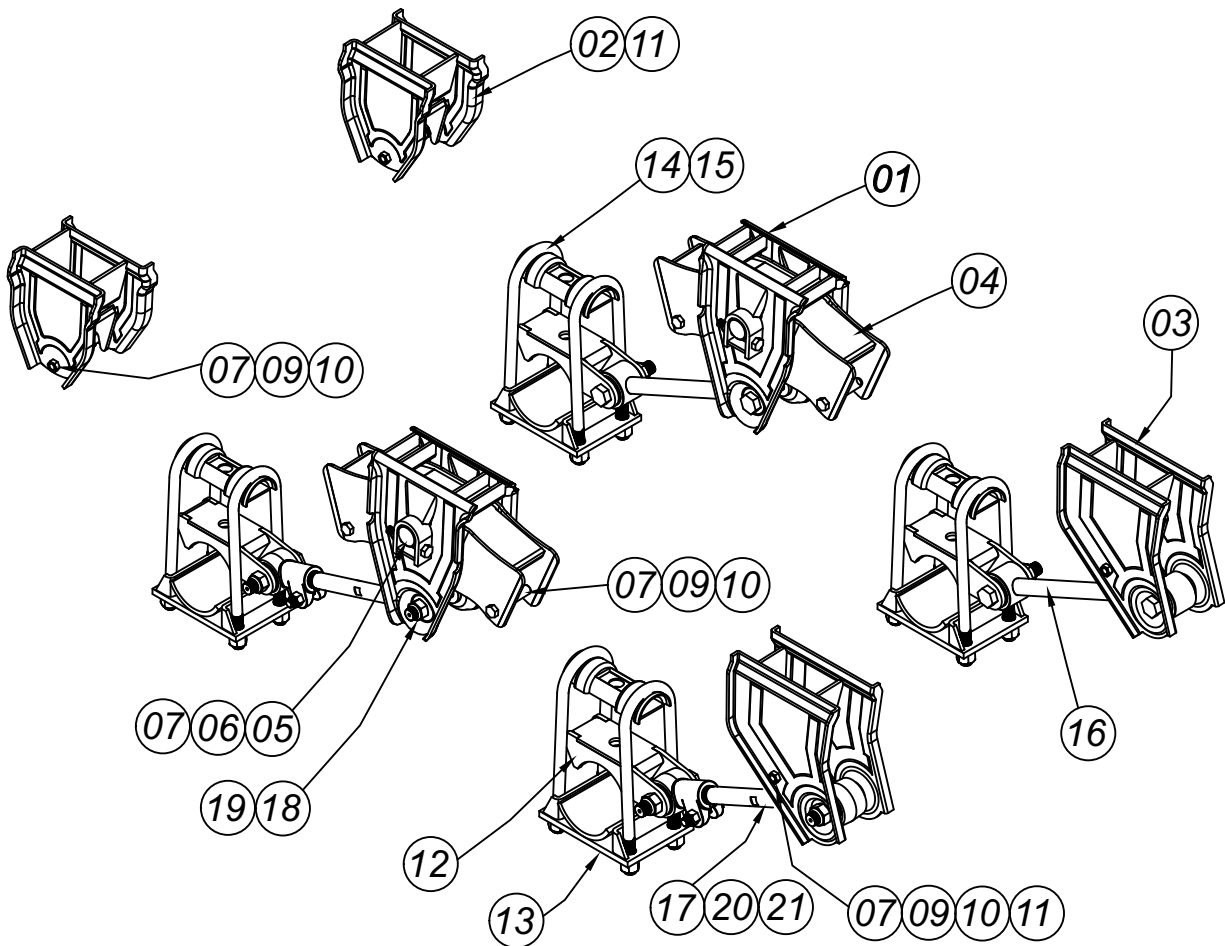
Nº	Qtd.	Código	Denominação
01	04	72.96	Suporte central
02	02	74.17	Suporte dianteiro
03	02	73.72	Suporte traseiro
04	04	70.63	Balança p/ pino Ø50,85mm
05	04	40.42	Pino Ø50,85mm da balança
06	03	60.30	Tensor fixo 480mm
07	03	60.90	Tensor regulável 480mm (luvas fundidas)
08	06	81.18	Sapata superior eixo redondo
09	06	80.64	Sapata inferior eixo redondo
10	12	90.63	Bucha molecular
11	12	41.16	Pino do tensor
12	12	50.26	Porca do pino do tensor
13	04	80.06	Deslizante dos suportes diant/tras
14	12	82.04	Tubo
15	04		Parafuso sextavado 5/8" x 6"
16	20		Porca sext. 5/8" autotravante
17	08		Parafuso sextavado 5/8" x 5"
18	06		Parafuso sextavado M16 x 80mm
19	08		Parafuso sextavado 5/8" x 3.1/2"
20	06		Porca sextavada M16 autotravante
21	06	82.03	Separador de grampo
22	06		Grampo de mola tipo "C" 7/8" x 92 x 360
23	24	50.05	Porca sextavada dupla 7/8"



76.83

Suspensão 03 eixos p/ pino Ø50,85mm do SR mod. 2013 Facchini

N°	Qtd.	Código	Denominação
01	04	72.96	Suporte central
02	02	74.17	Suporte dianteiro
03	02	73.72	Suporte traseiro
04	04	70.79	Balança p/ pino Ø50,85mm
05	04	40.42	Pino Ø50,85mm da balança
06	03	60.30	Tensor fixo 480mm
07	03	60.90	Tensor regulável 480mm (luvas fundidas)
08	06	81.18	Sapata superior eixo redondo
09	06	80.64	Sapata inferior eixo redondo
10	12	90.63	Bucha molecular
11	12	41.16	Pino do tensor
12	12	50.26	Porca do pino do tensor
13	04	80.06	Deslizante dos suportes diant/tras
14	12	82.04	Tubo
15	04		Parafuso sextavado 5/8" x 6"
16	20		Porca sext. 5/8" autotravante
17	08		Parafuso sextavado 5/8" x 5"
18	06		Parafuso sextavado M16 x 80mm
19	08		Parafuso sextavado 5/8" x 3.1/2"
20	06		Porca sextavada M16 autotravante
21	06	82.03	Separador de grampo
22	06		Grampo de mola tipo "C" 7/8" x 92 x 360
23	24	50.05	Porca sextavada dupla 7/8"



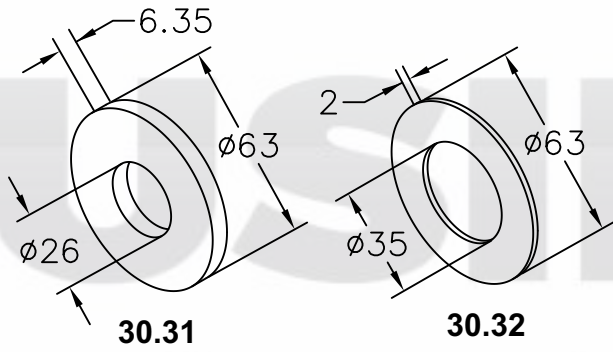
Suspensão facchini Standard 2015

77.31 - 2 EIXOS

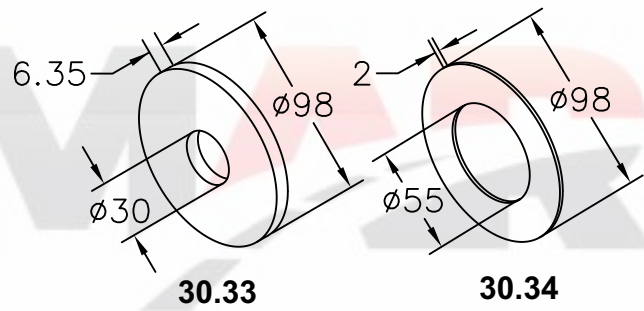
77.32 - 3 EIXOS

N°	Qtd.	Código	Denominação
01	02	77.28	Suporte central
02	02	77.30	Suporte traseiro
03	02	77.29	Suporte dianteiro
04	02	77.25	Balança STD
05	02	40.42	Pino da balança
06	04		Parafuso sext. 5/8" x 4"
07	12		Porca autotravante 5/8"
08	04		Parafuso sext. 5/8" x 5"
09	08		Tubo 1"
10	04		Parafuso sext 5/8" x 6"
11	04	83.45	Deslizante
12	04	81.18	Sapata Superior
13	04	80.64	Sapata Inferior
14	08		Grampo 7/8" x 345mm
15	08		Porca 7/8" dupla
16	02	60.30	Tensor Fixo
17	02	60.90	Tensor Regulável
18	08	41.16	Pino do tensor M24x125
19	08	50.26	Porca M24 autotravante
20	04		Parafuso M16x80mm
21	04		Porca M16 autotravante

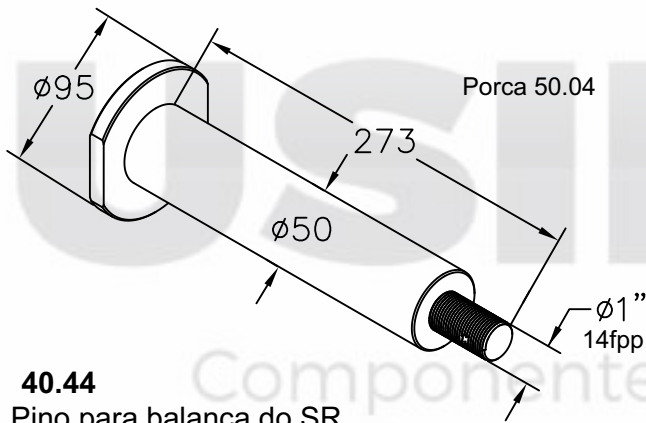
N°	Qtd.	Código	Denominação
01	04	77.28	Suporte central
02	02	77.30	Suporte traseiro
03	02	77.29	Suporte dianteiro
04	04	77.25	Balança STD
05	04	40.42	Pino da balança
06	08		Parafuso sext. 5/8" x 4"
07	20		Porca autotravante 5/8"
08	04		Parafuso sext. 5/8" x 5"
09	12		Tubo 1"
10	04		Parafuso sext 5/8" x 6"
11	04	83.45	Deslizante
12	06	81.18	Sapata Superior
13	06	80.64	Sapata Inferior
14	12		Grampo 7/8" x 345mm
15	12		Porca 7/8" dupla
16	03	60.30	Tensor Fixo
17	03	60.90	Tensor Regulável
18	12	41.16	Pino do tensor M24x125
19	12	50.26	Porca M24 autotravante
20	06		Parafuso M16x80mm
21	06		Porca M16 autotravante



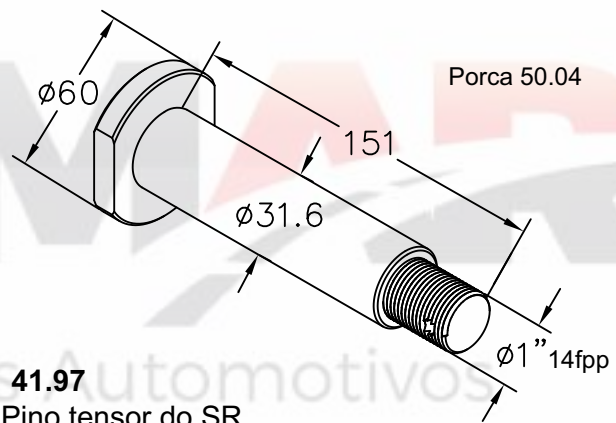
Arruela do pino tensor



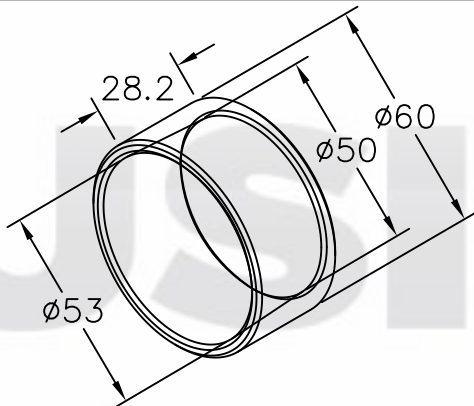
Arruela do pino da balança



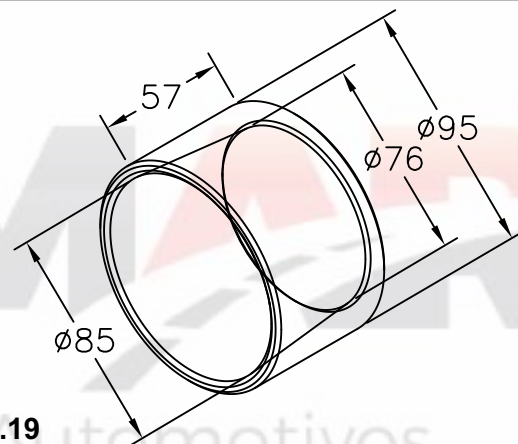
40.44
Pino para balança do SR



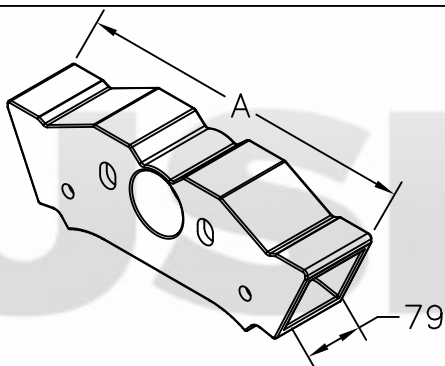
41.97
Pino tensor do SR



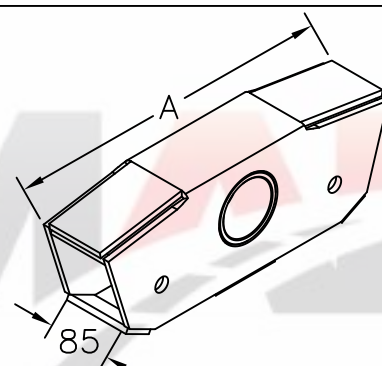
51.11
Buchã cônica para pino tensor do suporte estampado do SR



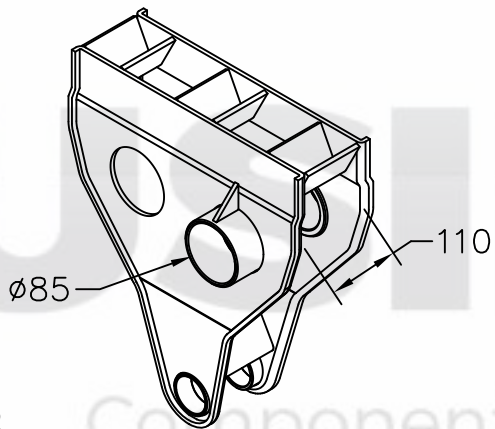
51.19
Buchã cônica para suporte estampado do SR



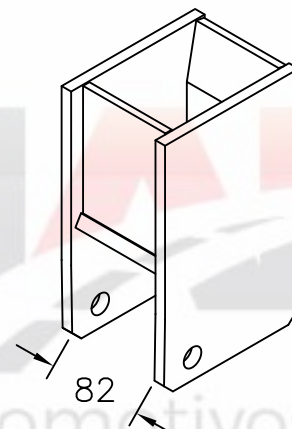
Balança fundida com buchã cônica do SR
70.81: A = 500mm
70.84: A = 450mm



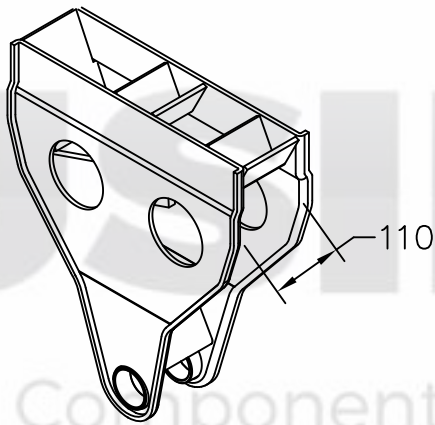
Balança do SR com buchã cônica
70.82: A = 440mm
70.83: A = 480mm



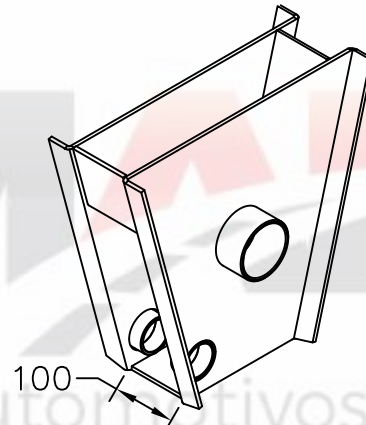
74.72
Suporte central do SR c/ bucha cônica



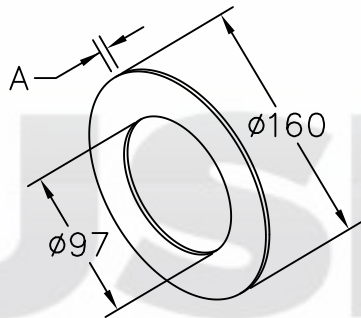
75.75
Suporte traseiro do SR



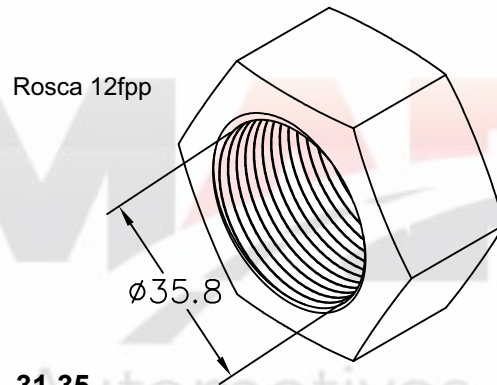
75.76
Suporte dianteiro do SR



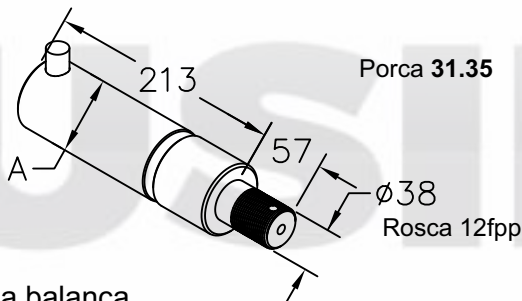
75.77
Suporte central do SR



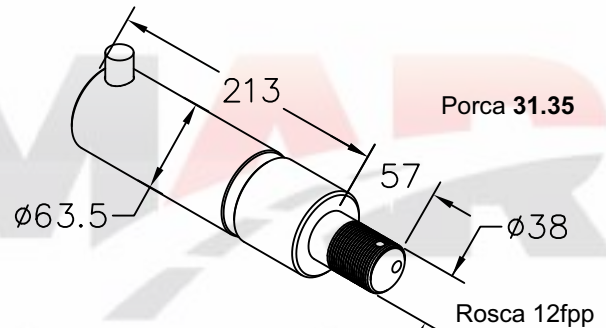
Arruela de encosto da balança
30.35 - A = 2,65mm
30.36 - A = 4,25mm
30.37 - A = 1/4"



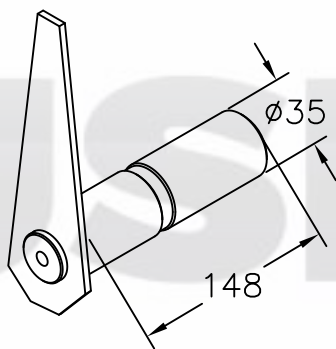
Rosca 12fpp
31.35
 Porca para pino da balança do TE



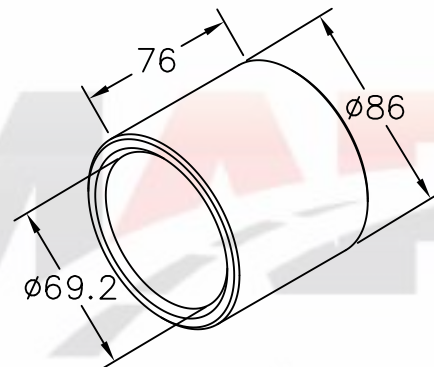
Pino da balança
40.45 - A = Ø63,5mm (TE)
40.46 - A = Ø63,5mm corpo 225mm (TE LS)
40.47 - A = Ø60mm (TE)



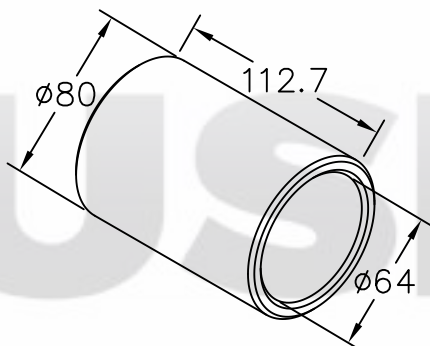
40.48
 Pino da balança do TE modelo original



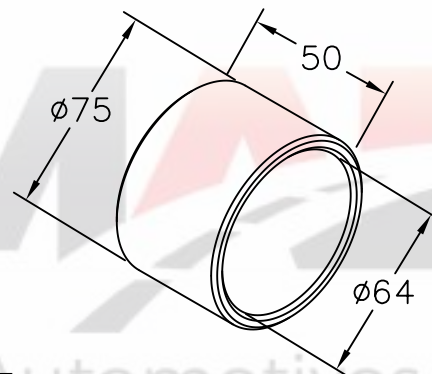
41.32
 Pino do deslizante do TE



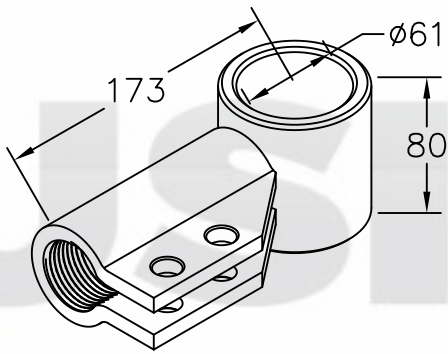
51.14
 Buchas para ponteira do tensor do TE



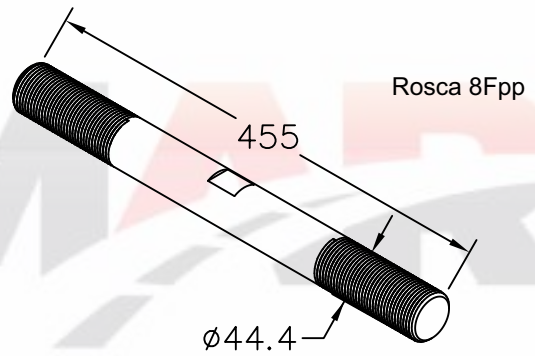
Buchas interna para balança do TE
51.31 - A = Ø80mm B = 112,7mm
50.94 - A = Ø81,3mm B = 110mm



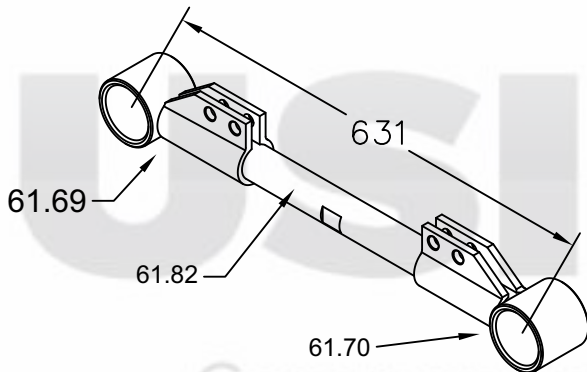
51.47
 Buchas interna da balança do SR



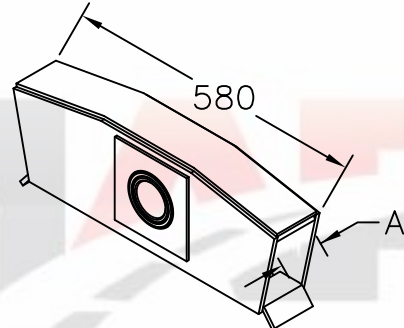
Luva do tensor
61.69 - RD
61.70 - RE



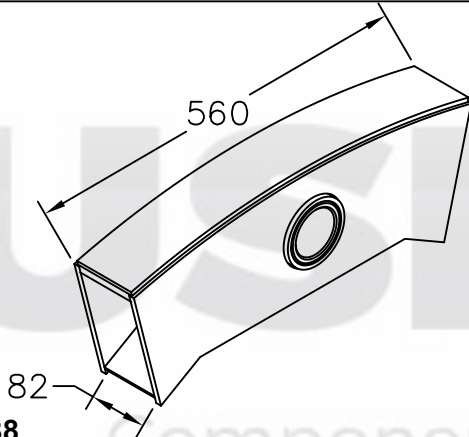
61.82
 Fuso para tensor regulável do TE



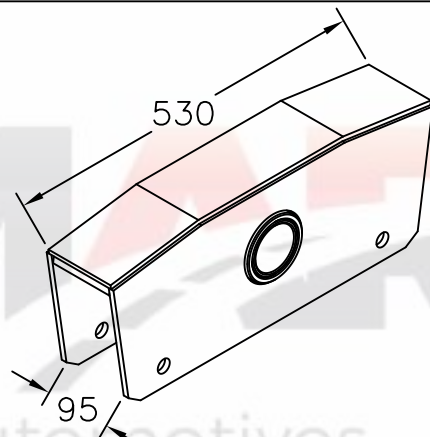
62.11
 Tensor regulável do TE



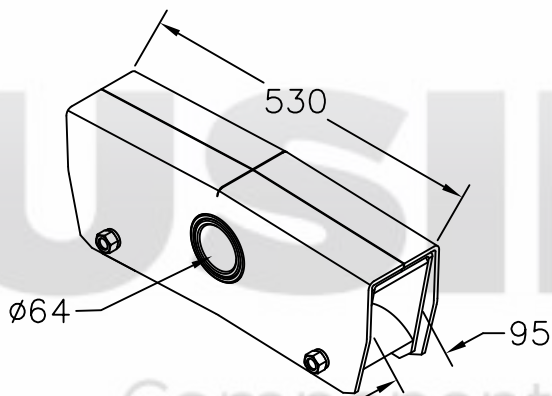
Balança do TE para pino Ø63,5mm
70.85 - A = 83mm
70.86 - A = 95mm
70.87 - A = 105mm



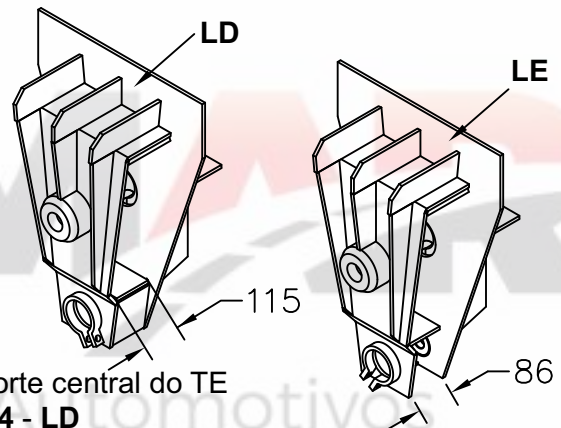
70.88
 Balança do TE para pino Ø63,5mm



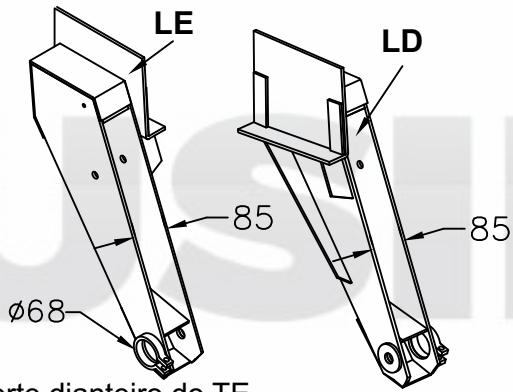
70.89
 Balança do SR para pino Ø63,5mm



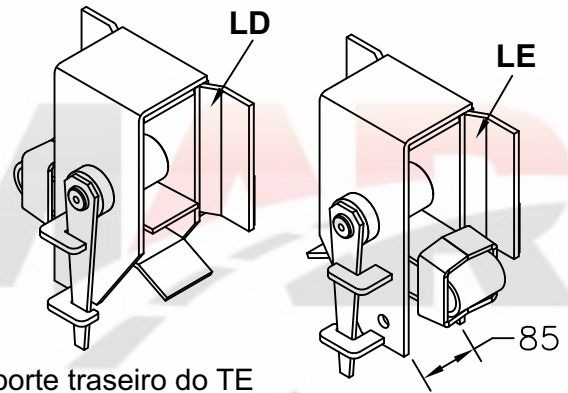
75.05
 Balança p/ pino Ø63,5mm do SR canavieiro



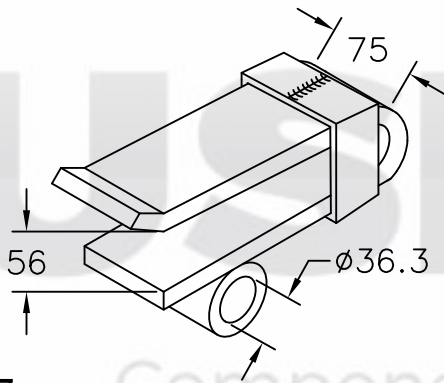
Suporte central do TE
75.84 - LD
75.83 - LE



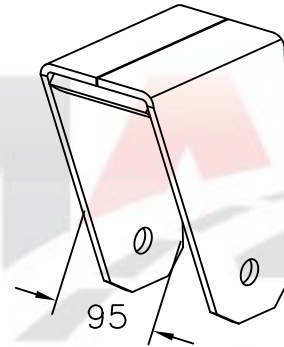
Suporte dianteiro do TE
75.85 - LE
75.86 - LD




Suporte traseiro do TE
74.87 - LD
74.88 - LE



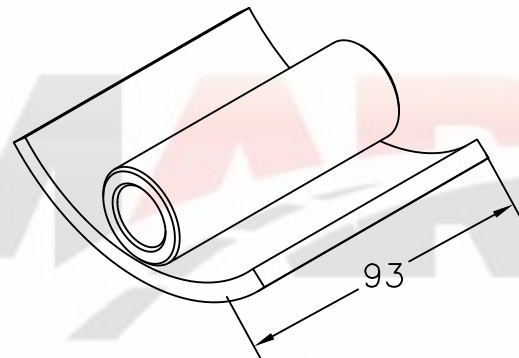
81.17
 Deslizante para suporte traseiro do TE



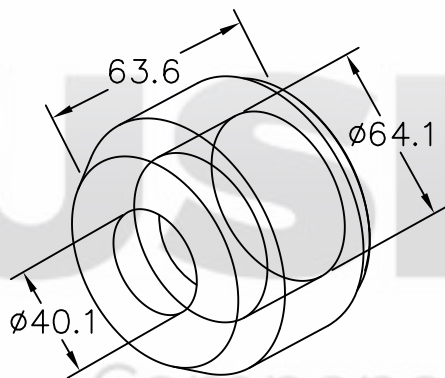
83.17
 Deslizante móvel do suporte traseiro do canaveiro



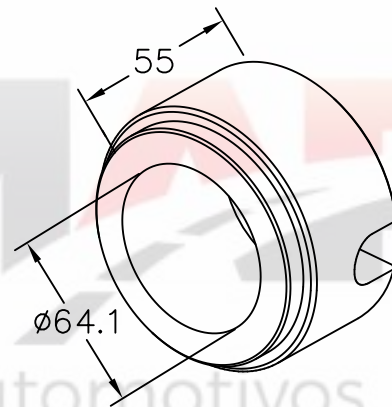
83.18
 Deslizante móvel da balança do canaveiro



83.19
 Deslizante inferior da balança do canaveiro

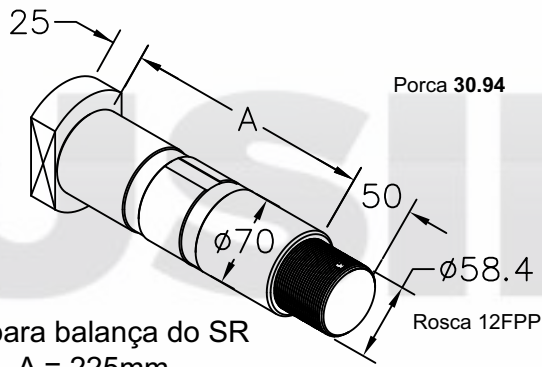


83.22
 Mancal para pino da balança do TE

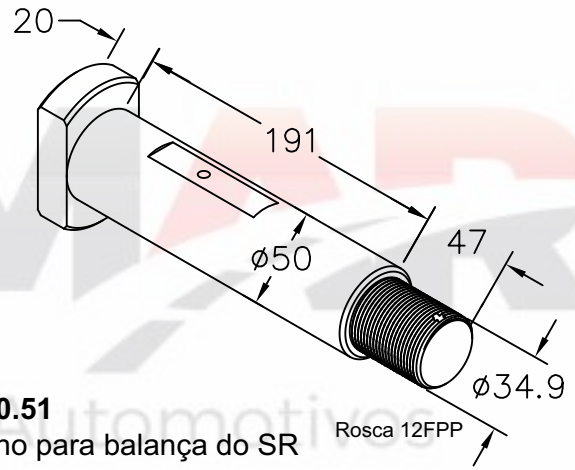


83.23
 Mancal para pino da balança do TE

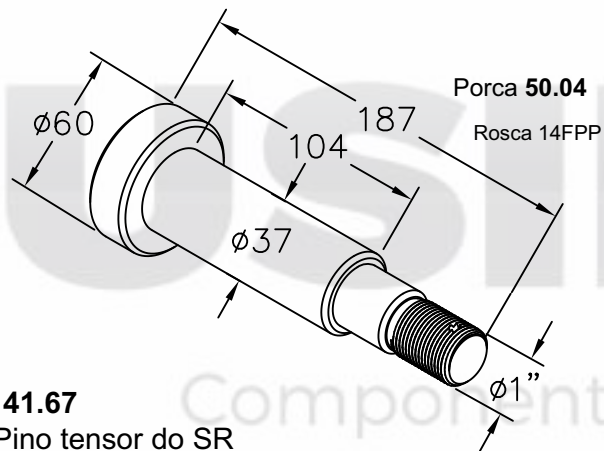




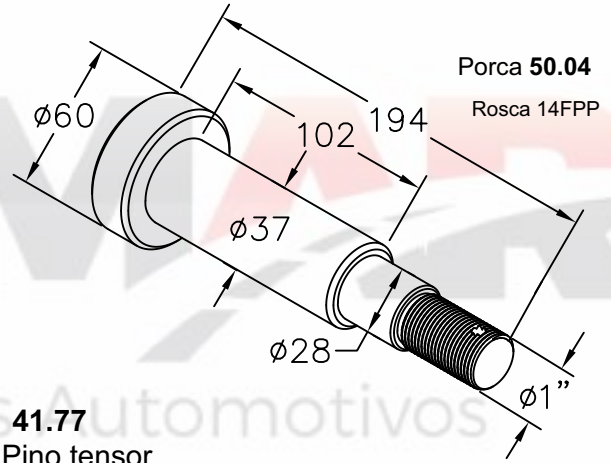
Pino para balança do SR
40.49 - A = 225mm
40.50 - A = 205mm
40.55 - A = 200mm



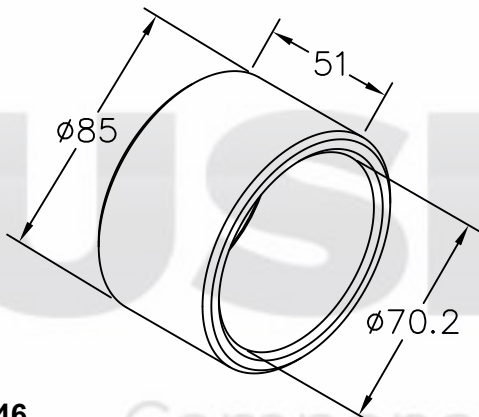
40.51
 Pino para balança do SR



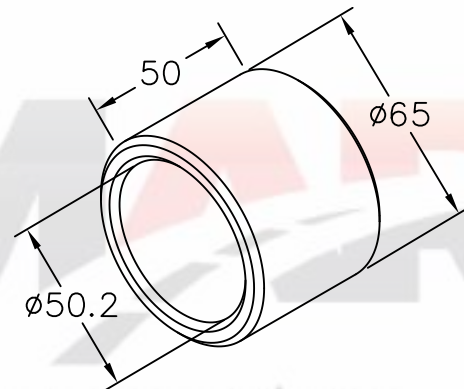
41.67
 Pino tensor do SR



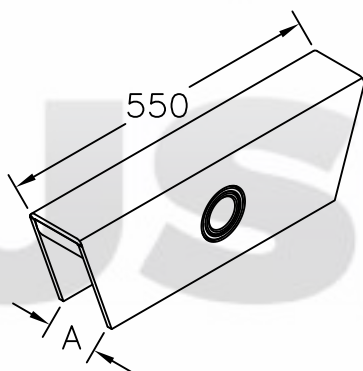
41.77
 Pino tensor



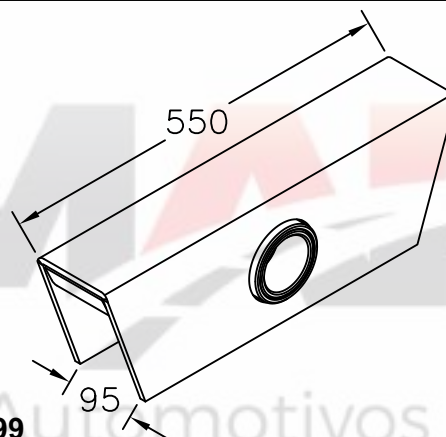
50.46
 Buchta interna para balança do SR



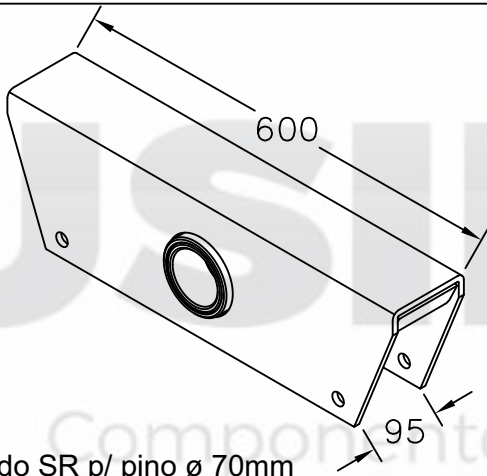
51.16
 Buchta da balança do TE



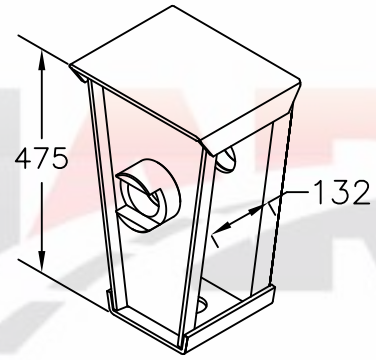
Balança do p/ pino de \varnothing 50mm
72.98 - A = 85mm (TE)
75.42 - A = 95mm (SR)




72.99
 Balança do SR para pino \varnothing 70mm



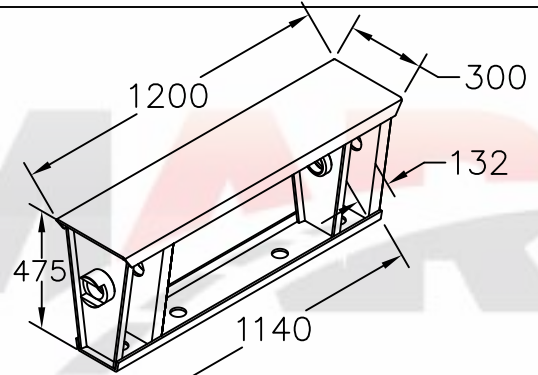
73.00
Balança do SR p/ pino \varnothing 70mm



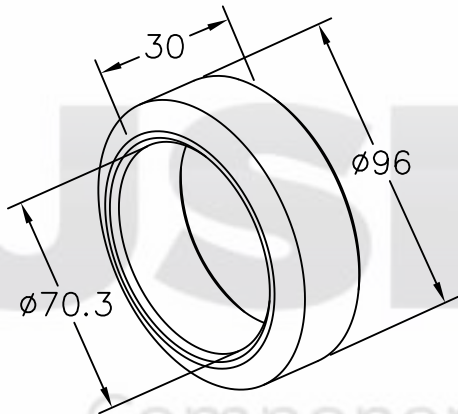
75.29
Suporte central do SR para pino \varnothing 70mm do SR 2010



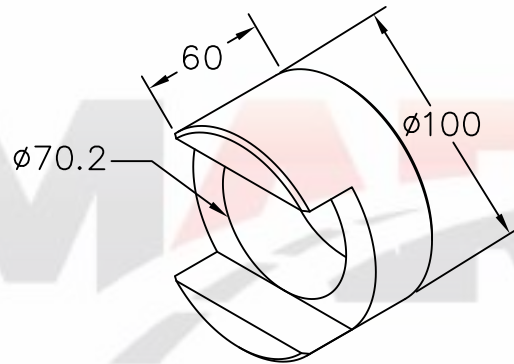
75.87
Suporte traseiro do TE



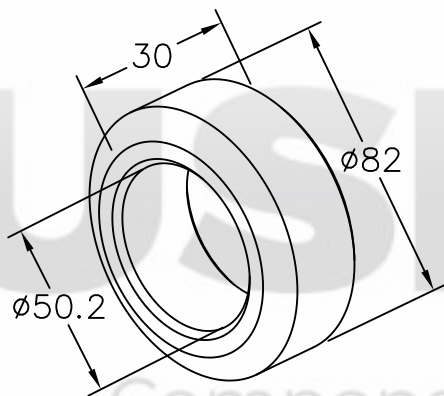
75.88
Cadeira central do SR para pino \varnothing 70mm do SR 2010



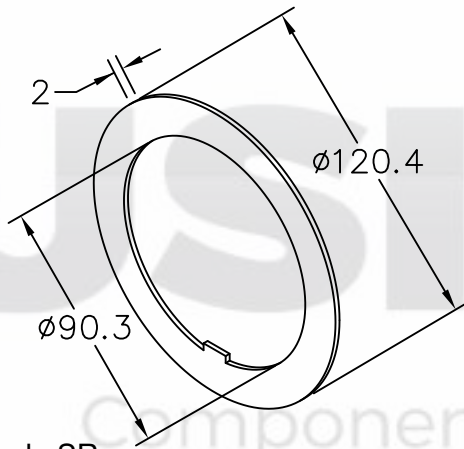
81.31
Mancal interno para pino da balança do SR



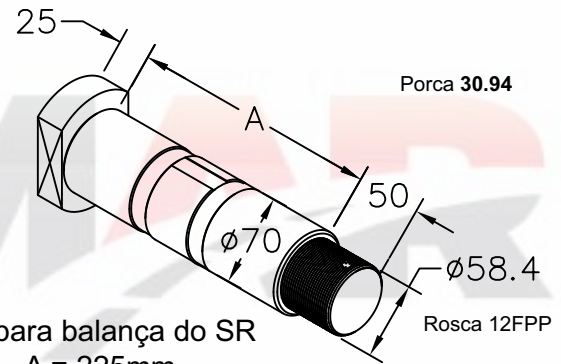
82.34
Mancal externo para pino da balança do SR



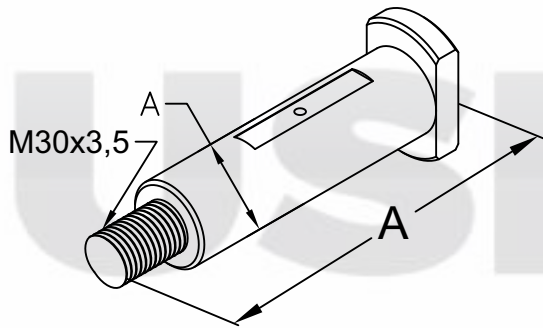
83.60
Mancal interno para pino da balança



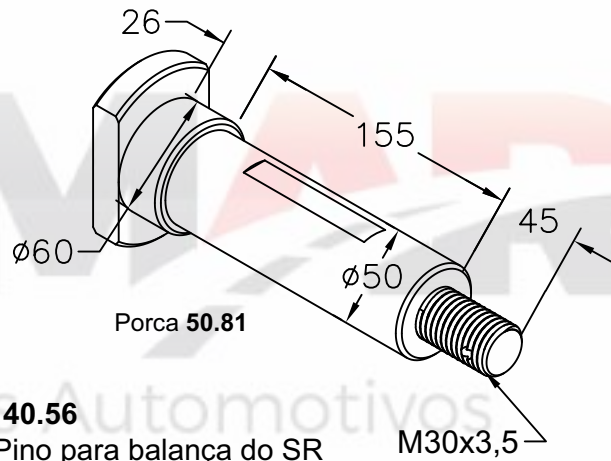
30.07
Arruela do SR



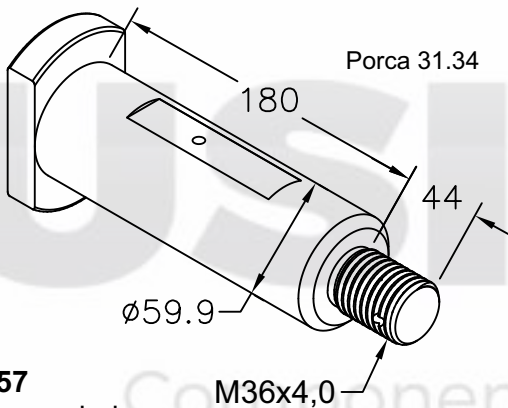
30.94
Pino para balança do SR
40.49 - A = 225mm
40.50 - A = 205mm
40.55 - A = 200mm



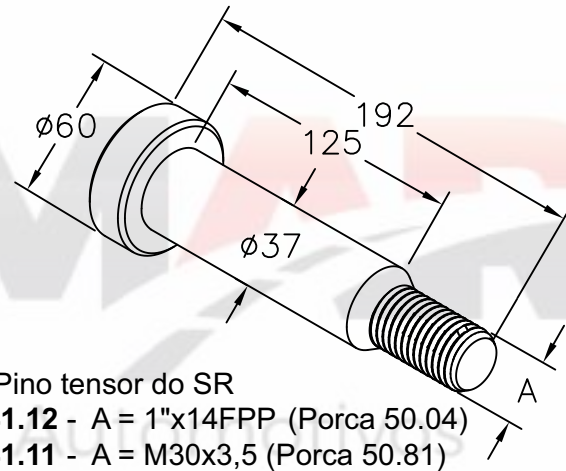
50.81
Pino para balança
40.52 - Ø50 A=230mm (TE, Porca 50.81)
40.54 - Ø60 A=272mm (SR, Porca 50.81)



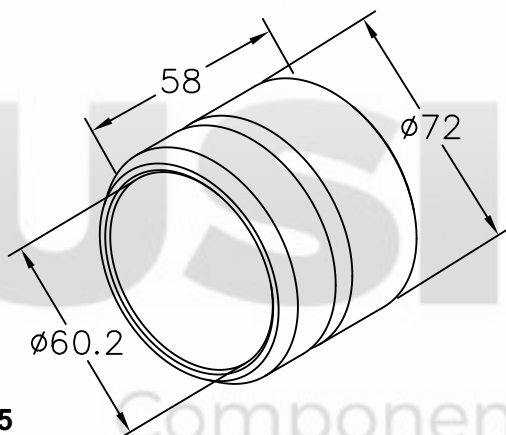
40.56
Pino para balança do SR



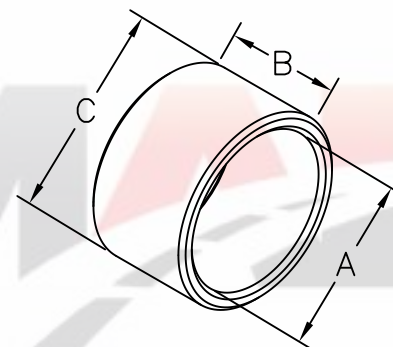
40.57
Pino para balança



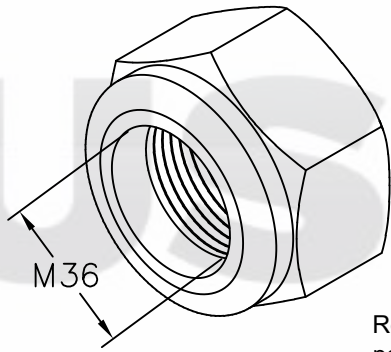
31.34
Pino tensor do SR
41.12 - A = 1"x14FPP (Porca 50.04)
41.11 - A = M30x3,5 (Porca 50.81)



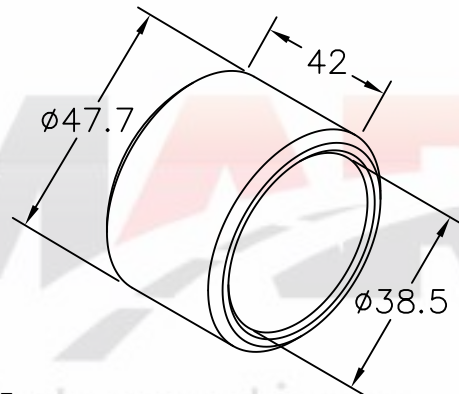
50.45
Buchta interna para balança do SR



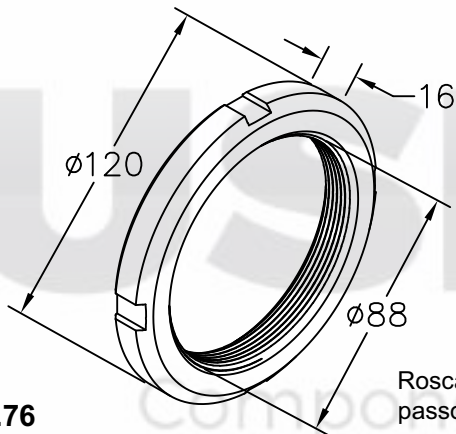
Buchta interna para balança
50.46 - A = Ø70,2mm B = 51mm C = Ø85mm SR
50.90 - A = Ø50,2mm B = 50mm C = Ø63mm TE



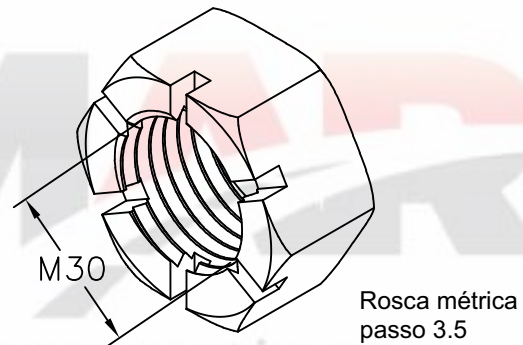
31.34
Porca autotravante do pino da balança



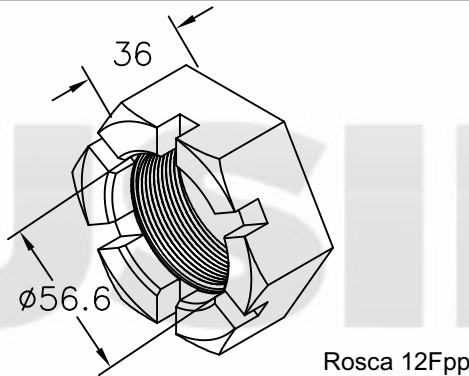
50.75
Buchta de ferro para suporte do varão do 'S'



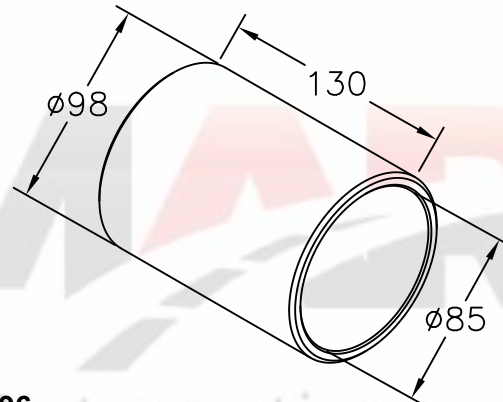
50.76
Porca para eixo do SR



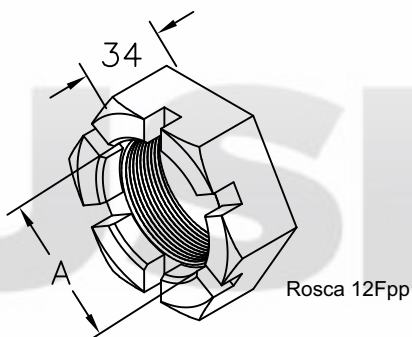
50.81
Porca castelo do pino tensor do SR



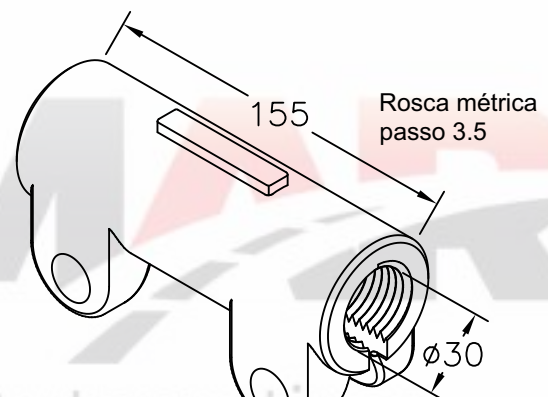
50.95
Porca castelo para pino de balança \varnothing 70mm do SR



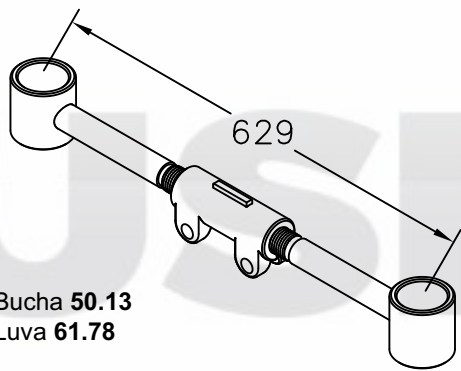
50.96
Buchta externa para balança do SR



Porca castelo
51.17 - A = \varnothing 58,1mm (Pino rei)
30.94 - A = \varnothing 56,6mm (Balança do SR)

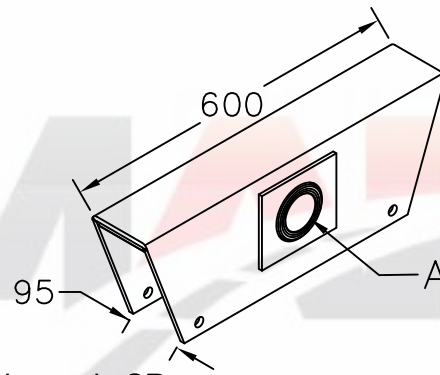


61.78
Luva fundida do tensor regulável

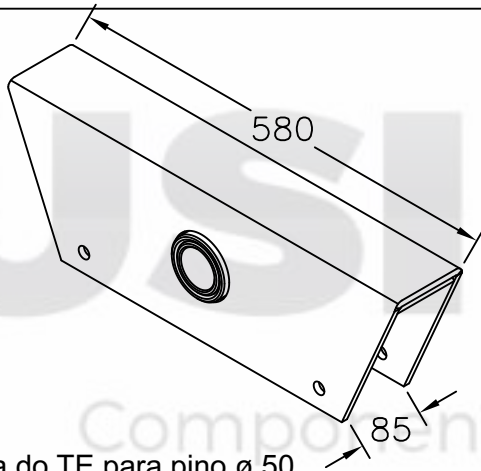


Buchas 50.13
Luva 61.78

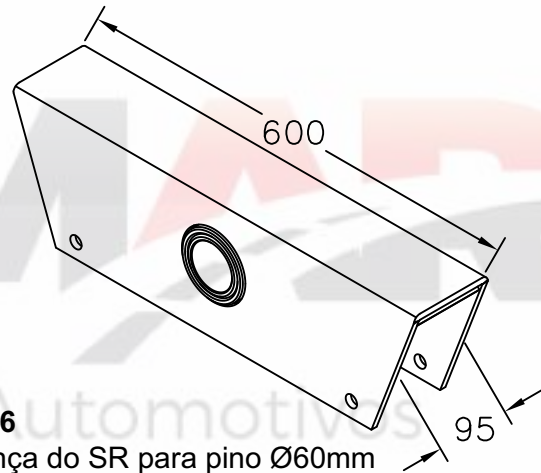
61.84
Tensor regulável do SR modelo 95



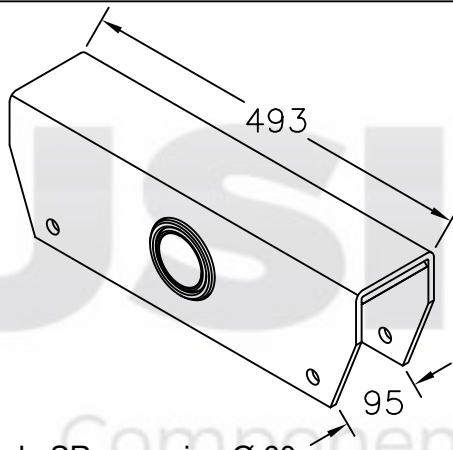
Balança do SR
71.03 - A = P/ pino Ø60mm
71.04 - A = P/ pino Ø70mm



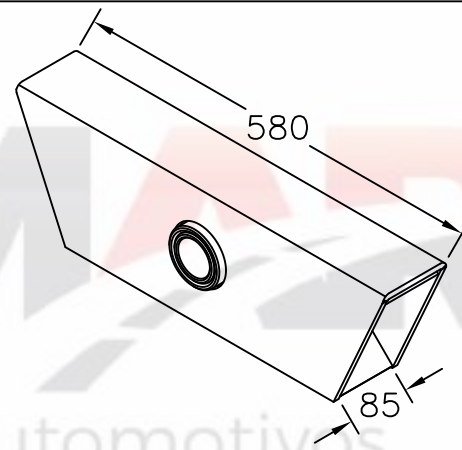
71.05
Balança do TE para pino ø 50



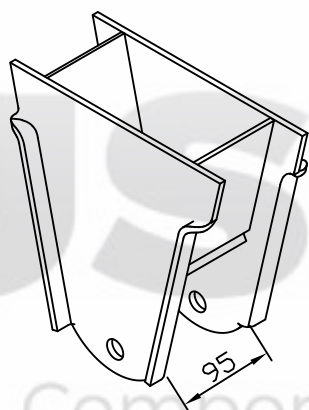
71.06
Balança do SR para pino Ø60mm



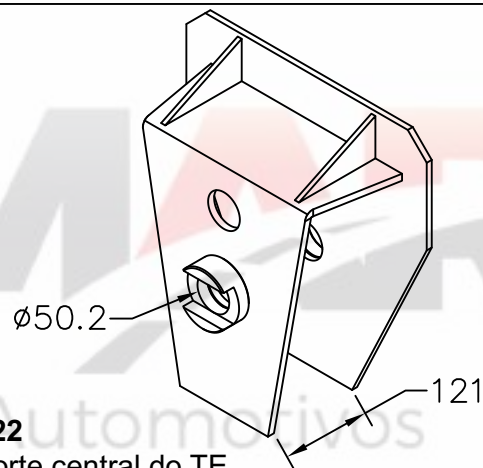
71.07
Balança do SR para pino Ø 60



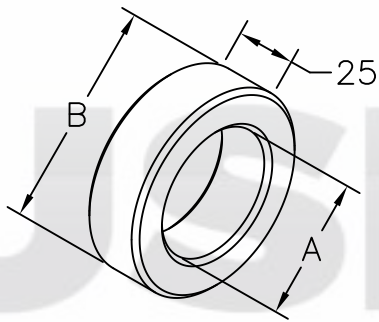
74.28
Balança do TE para pino ø 50mm



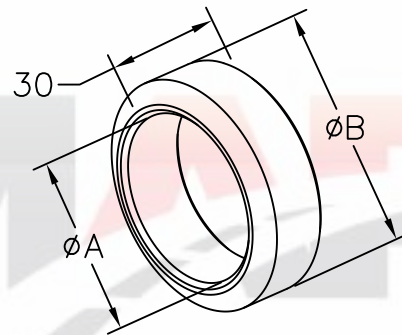
73.79
Suporte traseiro estampado do SR



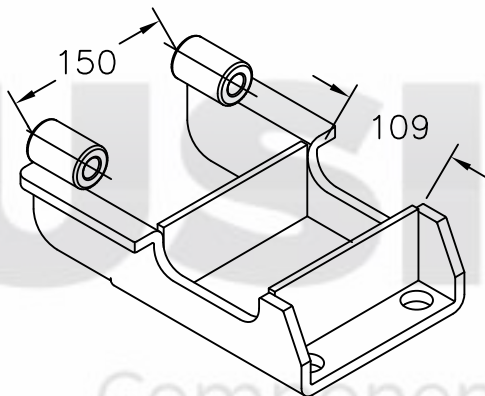
75.22
Suporte central do TE



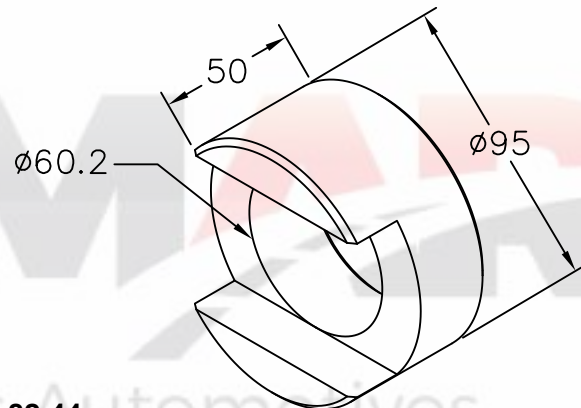
Mancal interno para pino da balança do TE
81.30 - A = Ø50,5mm B = 81,2mm
82.43 - A = Ø52,5mm B = 88mm



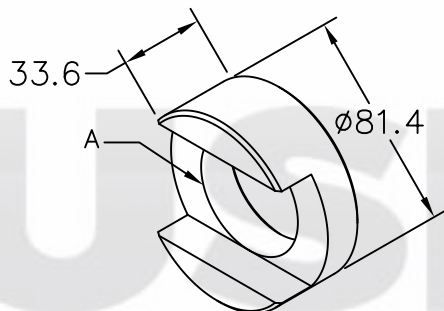
Mancal do SR interno do pino da balança
81.31 - A = Ø70,2mm B = Ø88mm
81.32 - A = Ø60,2mm B = Ø88mm



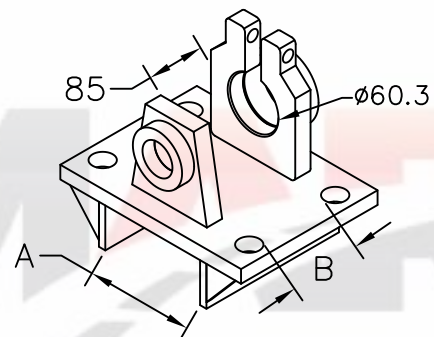
82.13
 Sapata inferior do SR



82.44
 Mancal externo para pino da balança

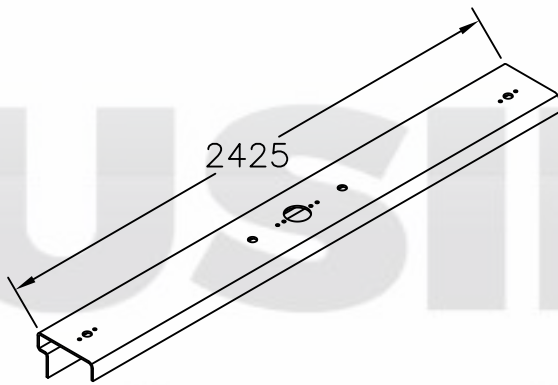


Mancal externo para pino da balança
82.45 - A = Ø50,2mm
82.46 - A = Ø52,5mm

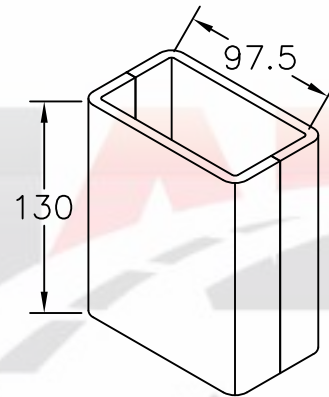


Sapata do TE ou SR
82.56 - A = 118mm B = 82mm (TE)
82.76 - A = 112mm B = 92mm (SR)

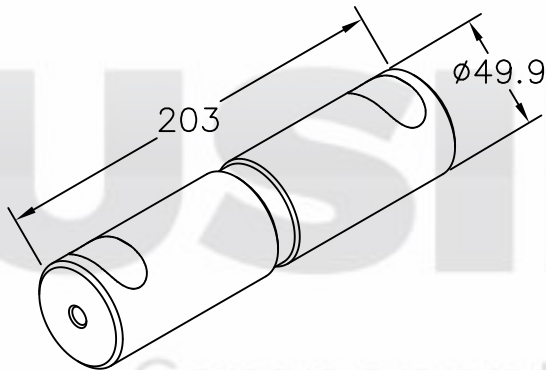
LIBRELATO



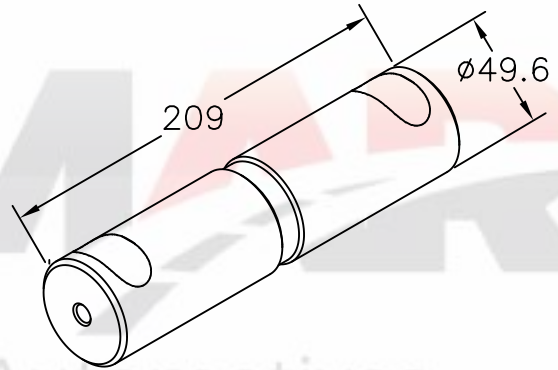
25.29
Perfil dianteiro do SR



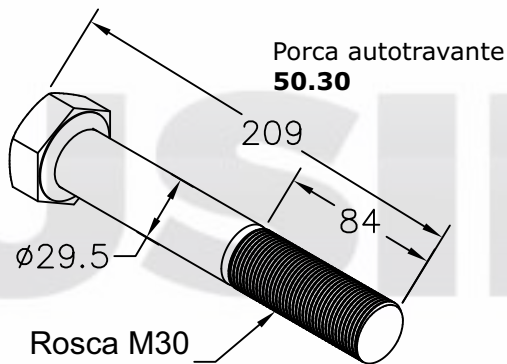
25.30
Caixa do fueiro do SR



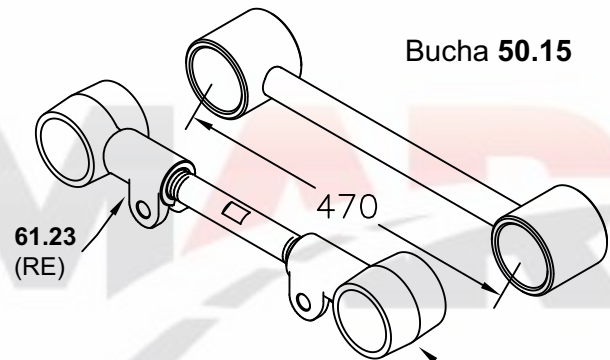
40.01
Pino da balança do SR



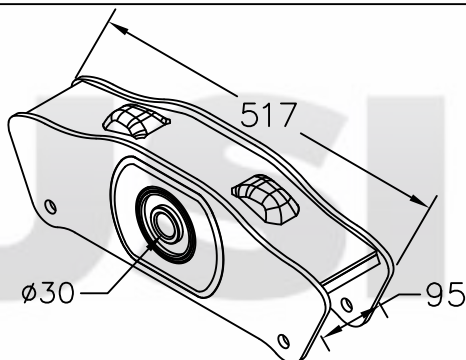
40.02
Pino da balança do TE



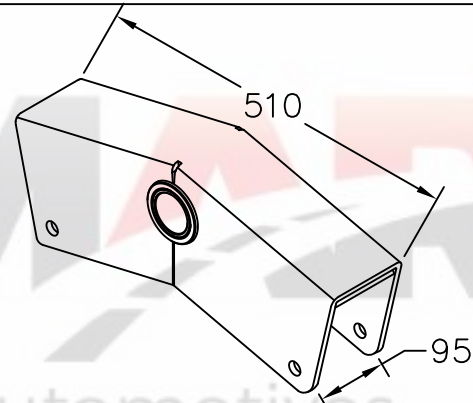
40.58
Pino da balança do SR



Bucha 50.15
Tensor do SR 2019
62.79 - Fixo
62.78 - Regulável

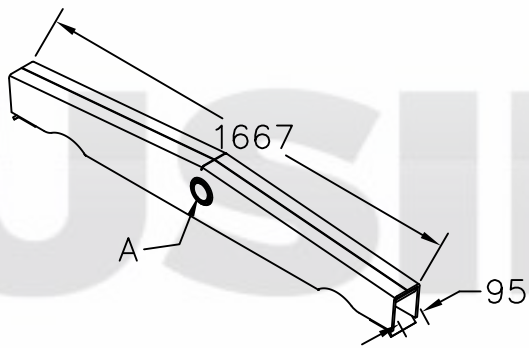


Balança do SR
70.25 - C/ bucha molecular
70.26 - S/ bucha molecular

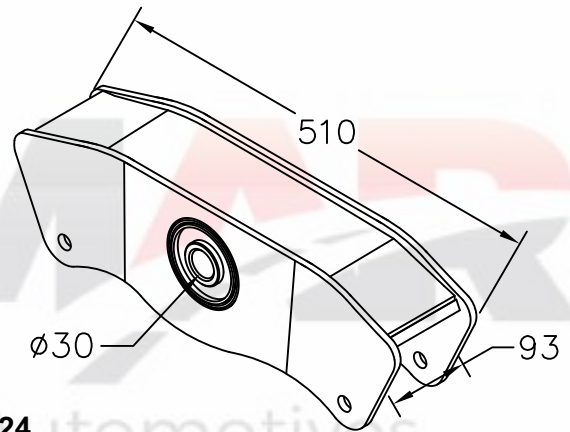


70.90
Balança do SR p/ pino \varnothing 50mm suspensão c/
bucha tensor Nakata

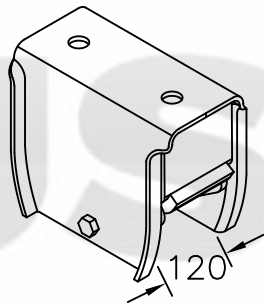
LIBRELATO



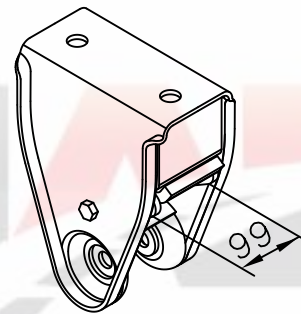
Balança distanciada do SR
74.31 - A = P/ pino Ø50mm
75.13 - A = P/ pino Ø60mm



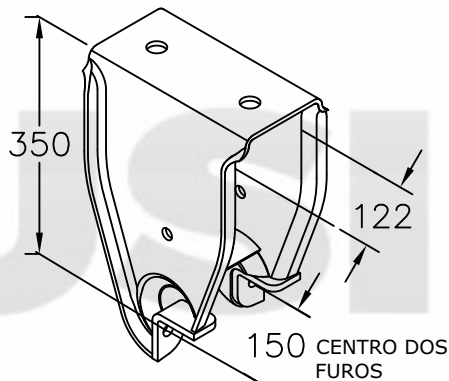
77.24
 Balança do SR 2019 bucha molecular



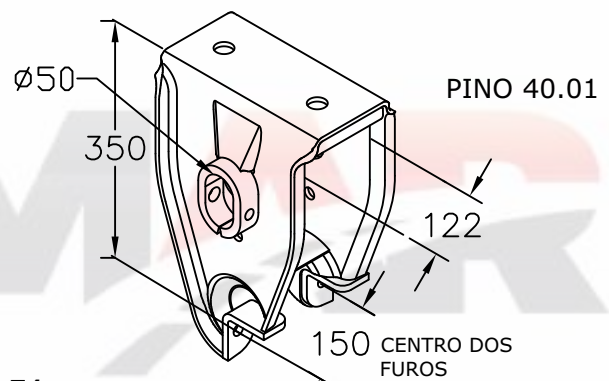
Suporte traseiro do SR com esfrega móvel
71.62 - Com esfrega móvel
71.63 - Sem esfrega móvel



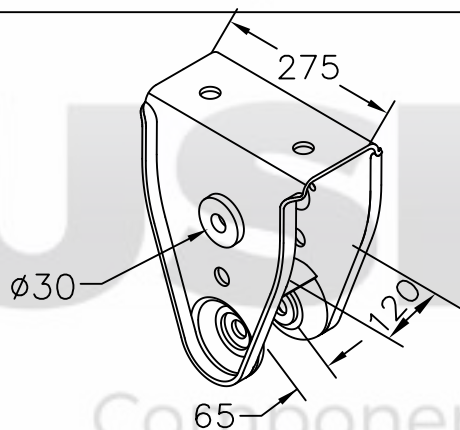
Suporte dianteiro do SR
71.66 - Com esfrega móvel
71.67 - Sem esfrega móvel



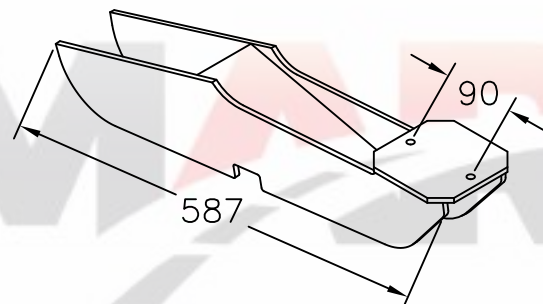
72.73
 Suporte Dianteiro do SR para bucha Nakata sem
 esfrega móvel



72.74
 Suporte Central do SR para bucha Nakata e com
 mancal Ø50mm

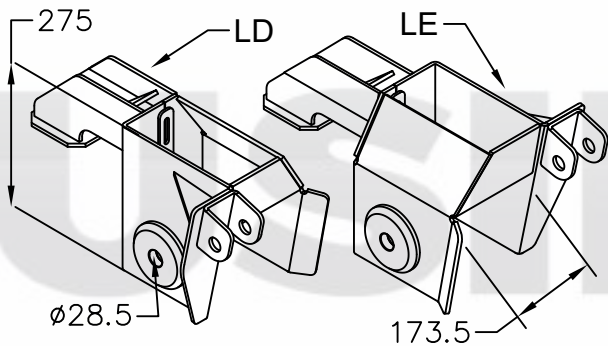


72.78
 Suporte central do SR Modelo 2008

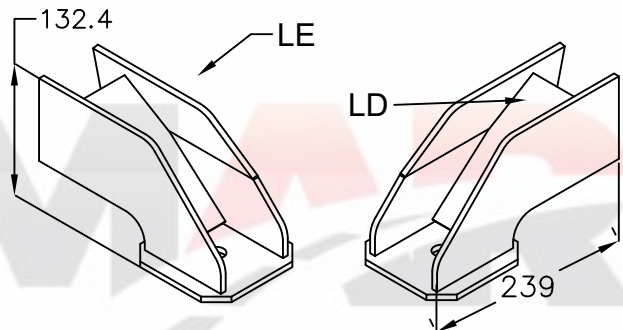


76.30
 Conj. do braço inferior do suspensor da susp.
 pneumática

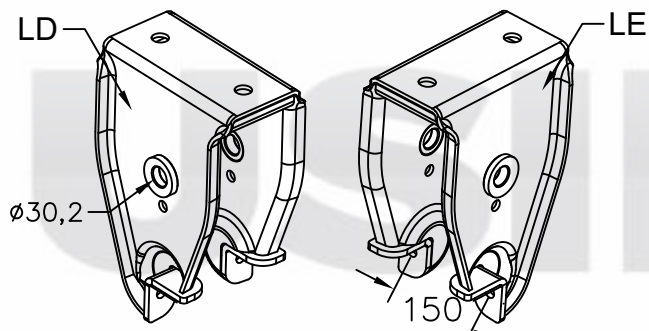
LIBRELATO



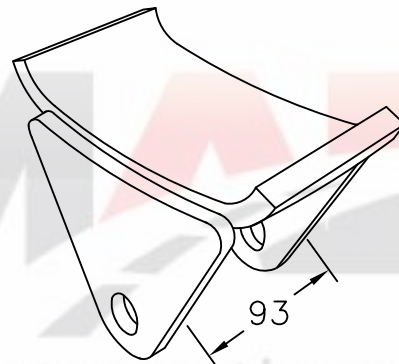
Suporte da susp. pneumática modelo 2013
76.31 - LE
76.32 - LD



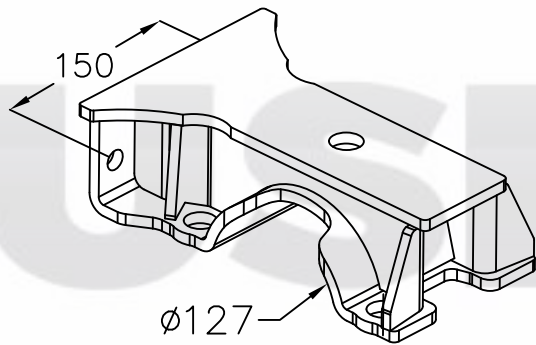
Apoio bolsa do suspensor no suporte susp.
pneumática do SR
76.33 - LE
76.34 - LD



Suporte central bucha molecular do SR 2018
77.33 - LD
77.34 - LE

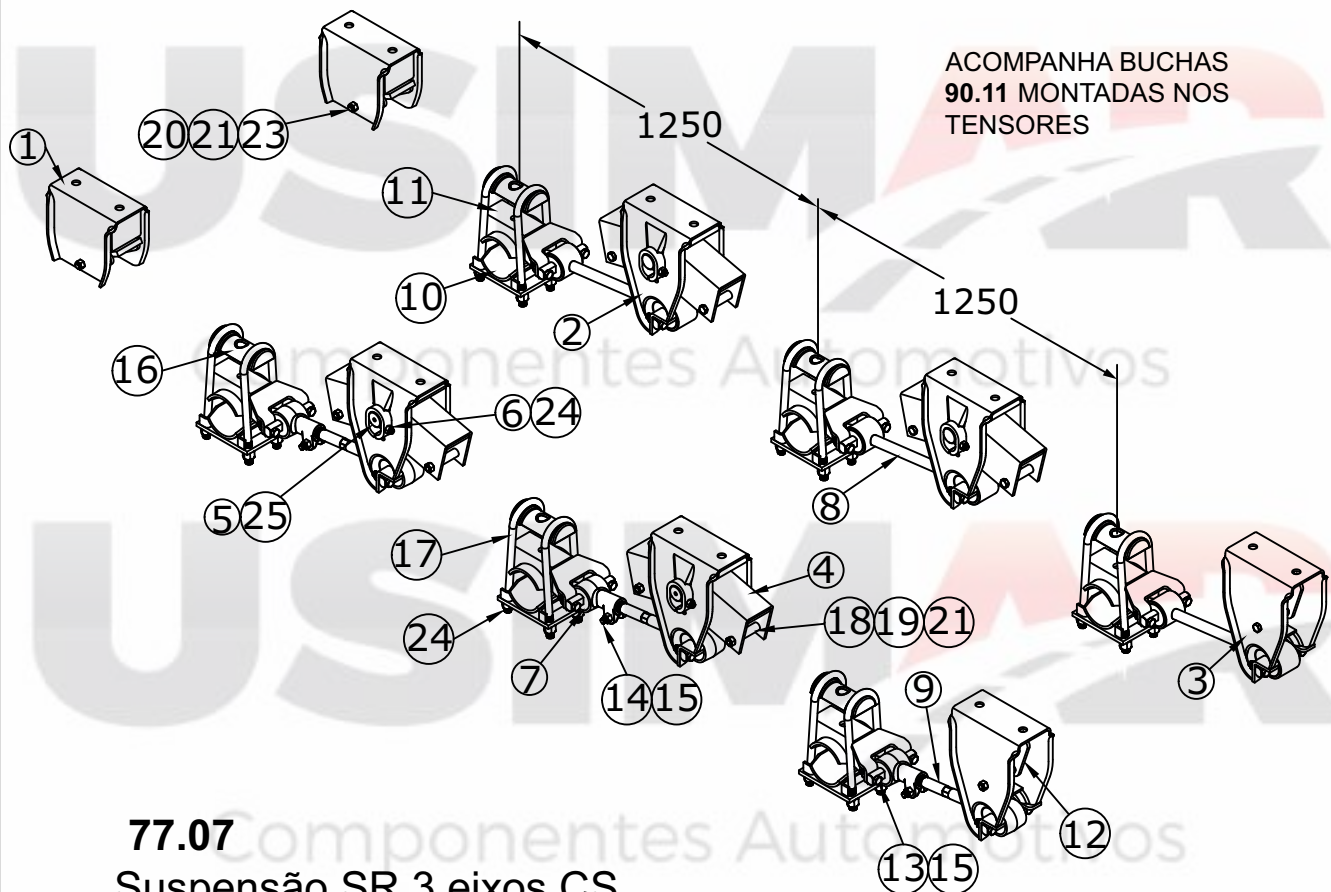


83.56
Deslizante do suporte tras/diant. 2018



83.57
Sapata do eixo redondo do SR 2018

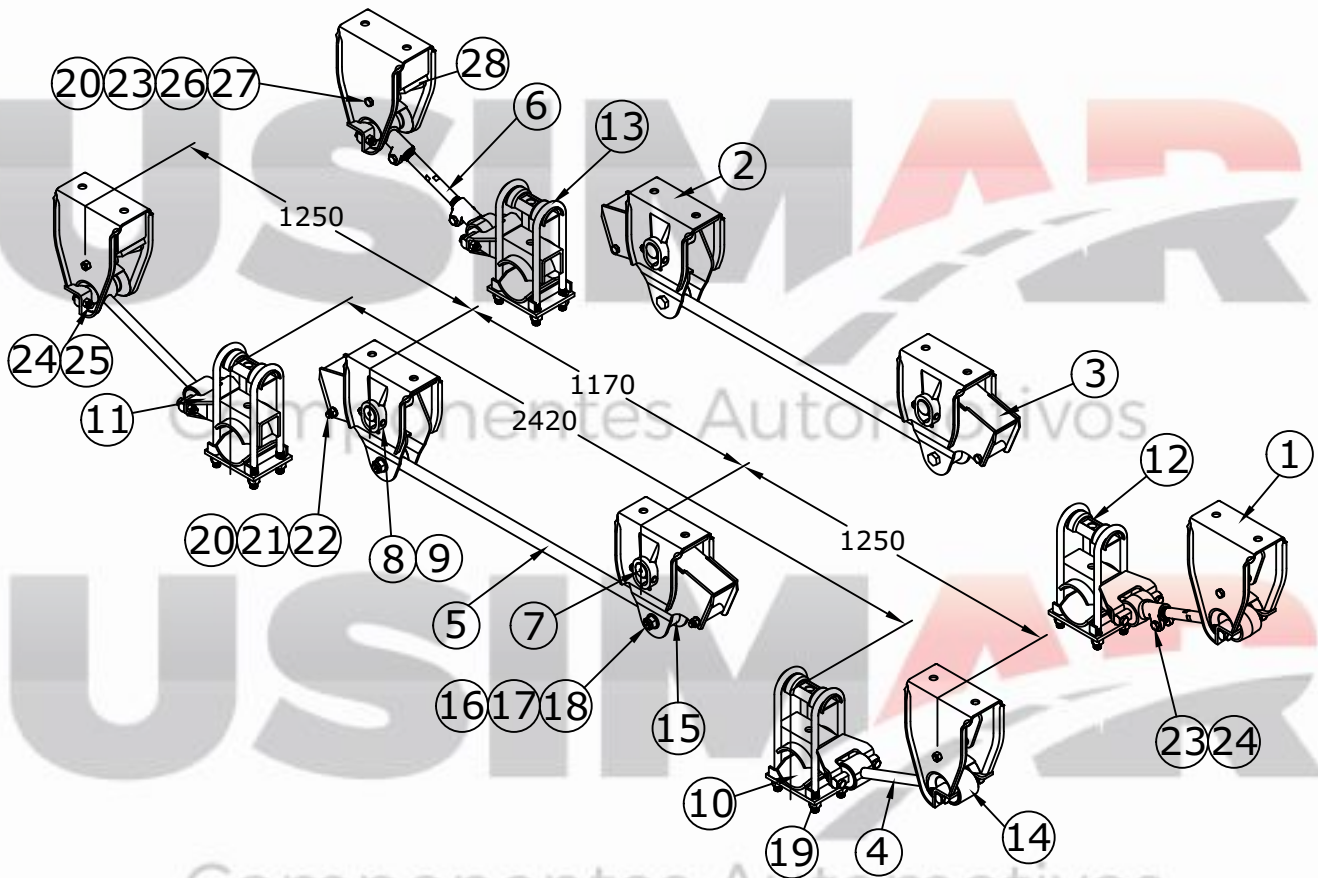
LIBRELATO



77.07 Suspensão SR 3 eixos CS c/ sapata e bucha NK Librelato

Nº	Qtd.	Código	Denominação
01	02	71.62	Suporte Traseiro
02	04	72.74	Suporte Central
03	02	72.73	Suporte Dianteiro
04	04	70.90	Balança dobrada pino Ø50mm
05	04	40.01	Pino da Balança
06	08	41.18	Contra-Pino
07	12	90.11	Bucha Nakata
08	03	61.14	Tensor Fixo c/ 480mm
09	03	61.15	Tensor Regulável c/ 480mm
10	06	82.08	Sapata inferior
11	06	80.82	Sapata superior
12	04	80.01	Esfrega Móvel (Acompanha os suportes Diant/Tras)
13	24		Parafuso M16 x 60 8.8
14	06		Parafuso M16 x 80 8.8
15	30		Porca M16 Atarraxante
16	06	82.72	Separador de Grampo Fundido
17	12		Grampo Tipo "C" 7/8" x 92 x 300
18	08		Tubo Ø1" x 92mm
19	08		Parafuso 5/8" x 5" ZINCADO
20	04		Parafuso 5/8" x 6" ZINCADO
21	12		Porca Sextavada 5/8" AUTOTRAVANTE
22	24	50.05	Porcas do Grampo 7/8" DUPLA
23	04	82.04	Tubo Ø1" x 92mm
24	08		Arruela de pressão 5/8"
25	04		Graxeira reta 1/8" gás

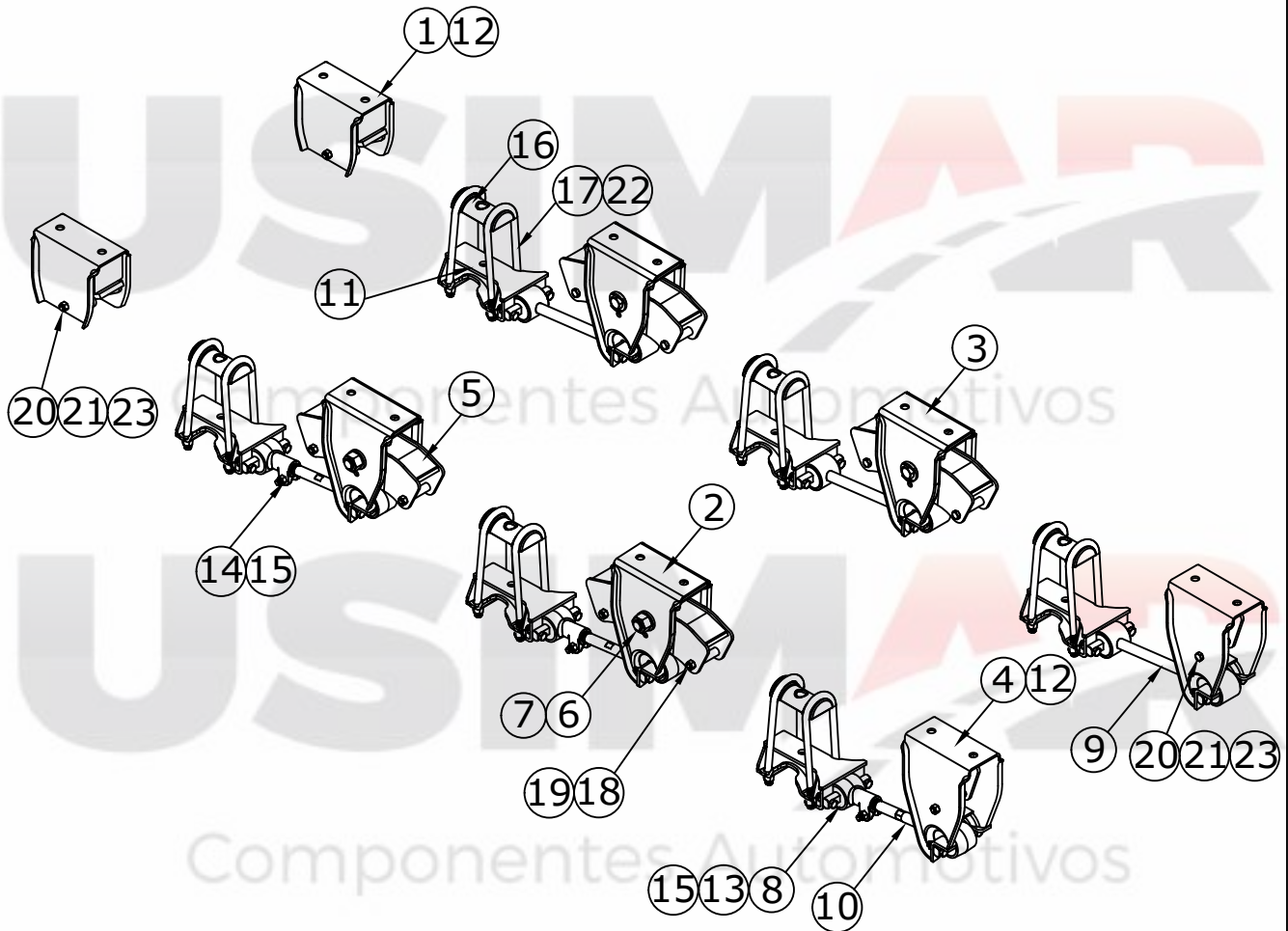
LIBRELATO



77.08

Suspensão 2 Eixos Distanciada NK do SR Vanderlêia

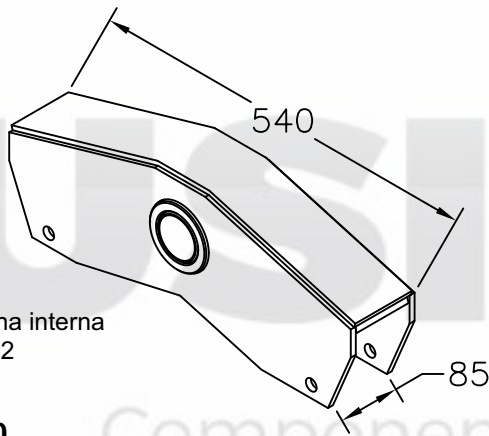
N°	Qty.	Código	Denominação
01	04	72.73	Suporte dianteiro e traseiro
02	04	73.47	Suporte Central Curto
03	04	70.28	Balança
04	02	61.14	Tensor fixo c/ 480mm
05	02	60.01	Tensor fixo c/ 1170mm
06	02	61.15	Tensor regulável c/ 480mm c/ luvas fundidas
07	04	40.01	Pino da Balança Ø49.9
08	08	41.18	Contrapino do mancal com porca
09	16		Arruela de pressão 5/8"
10	04	82.08	Sapata inferior para eixo redondo
11	04	80.82	Sapata superior para eixo redondo
12	04	82.03	Separador grampo de mola
13	08		Grampo de mola tipo "C" Ø7/8" x 92 x 400
14	08	90.11	Bucha estabilizadora nakata
15	04	91.27	Bucha molecular
16	04	41.16	Pino do tensor
17	04	50.26	Porca do pino do tensor
18	04	30.92	Arruela do pino do tensor
19	16	50.05	Porca 7/8"
20	12		Porca 5/8"
21	04		Parafuso 5/8" x 5"
22	04	82.04	Tubo 92mm
23	04		Parafuso M16 x 80 classe 8.8
24	20		Porca M16 amassada
25	16		Parafuso M16 x 60 classe 8.8
26	04		Tubo 97mm
27	04		Parafuso 5/8" x 6"
28	04	80.01	Deslizante da esfrega



77.36

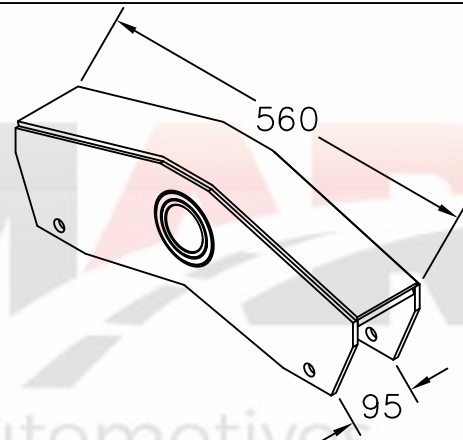
Suspensão do SR 2018 com bucha cônica

Nº	Qtd.	Código	Denominação
01	02		Suporte Traseiro
02	02	77.33	Suporte Central LD
03	02	77.34	Suporte Central LE
04	02		Suporte Dianteiro
05	04	77.24	Balança com bucha molecular
06	04	40.58	Pino da Balança M30
07	04	50.30	Porca M30 autotravante
08	12	90.11	Bucha Nakata
09	03	62.79	Tensor Fixo c/ 470mm
10	03	62.78	Tensor Regulável c/ 470mm
11	06	83.57	Sapata superior
12	04	83.56	Esfrega Móvel (Acompanha os suportes Diant/Tras)
13	24		Parafuso M16 x 60 8.8
14	06		Parafuso M16 x 80 8.8
15	30		Porca M16 Autotravante
16	06	82.58	Separador de Grampo
17	12		Grampo Tipo "D" 7/8" x 92 x 290mm
18	08		Tubo Ø1" x 92mm
19	08		Parafuso 5/8" x 5" ZINCADO
20	04		Parafuso 5/8" x 6" ZINCADO
21	12		Porca Sextavada 5/8" AUTOTRAVANTE
22	24	50.05	Porcas do Grampo 7/8" DUPLA
23	04	82.04	Tubo Ø1" x 92mm



Bucha interna
50.62

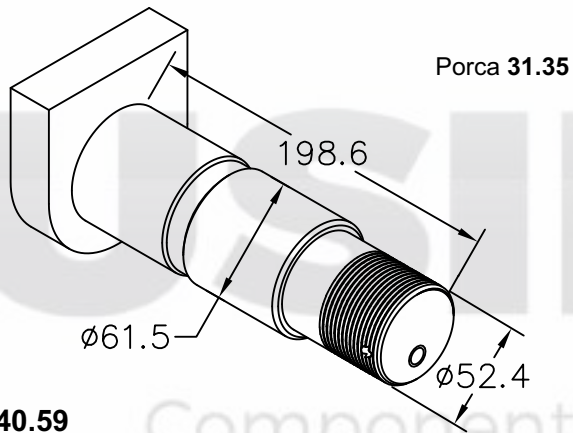
72.90
Balança do SR boiadeiro para pino \varnothing 55.5mm



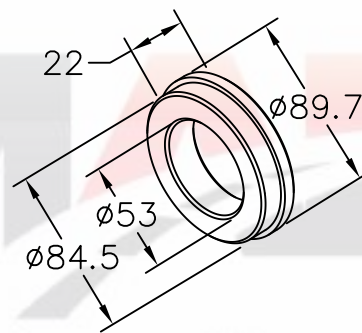
75.43
Balança do SR para pino \varnothing 60mm



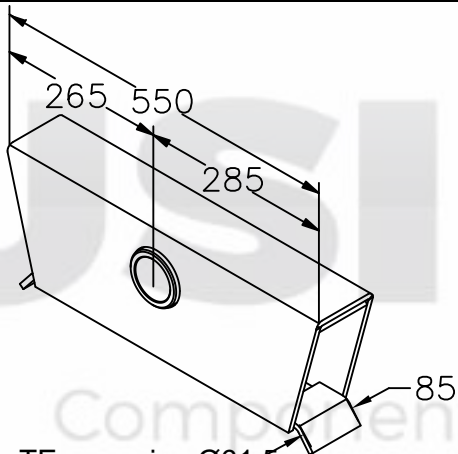
MARINGÁ



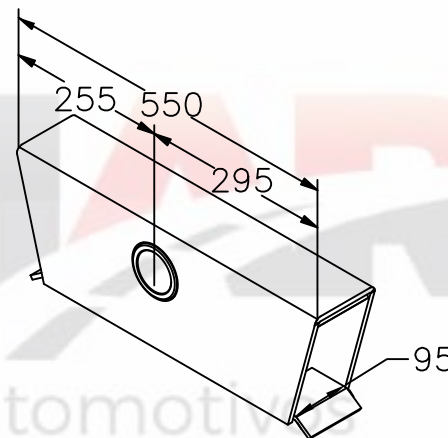
40.59
Pino da balança para TE medida



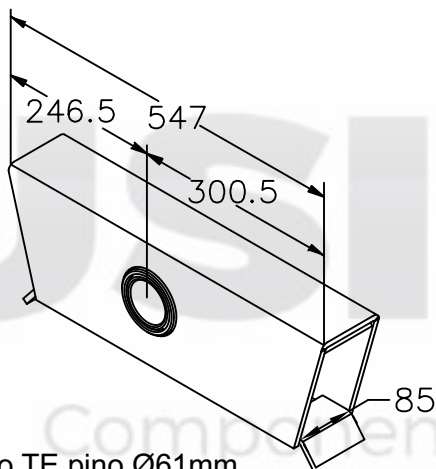
82.57
Mancal menor do suporte central do TE



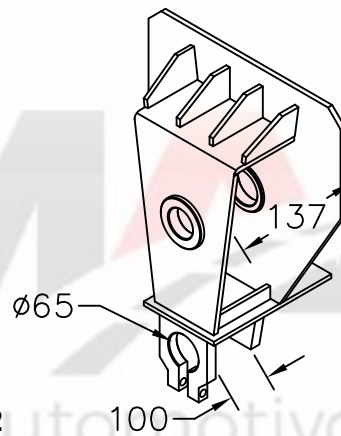
71.08
Balança do TE para pino Ø61.5mm



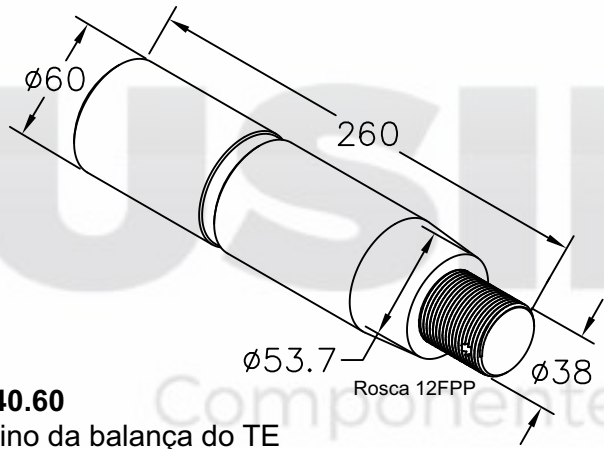
71.09
Balança do TE LS para pino Ø 61.5mm



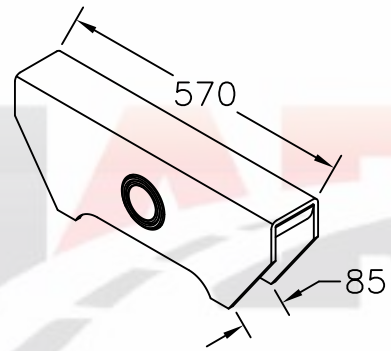
75.44
Balança do TE pino Ø61mm



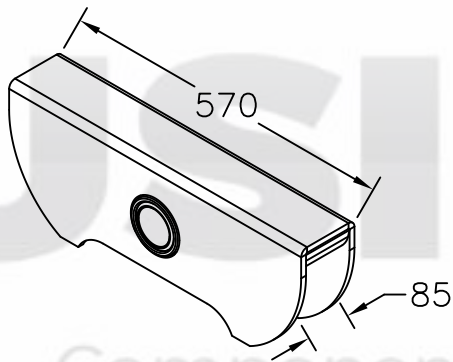
75.82
Suporte central do TE para pino Ø61.5mm



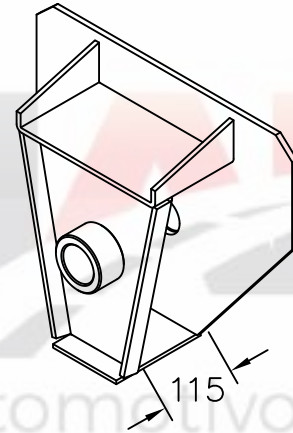
40.60
Pino da balança do TE



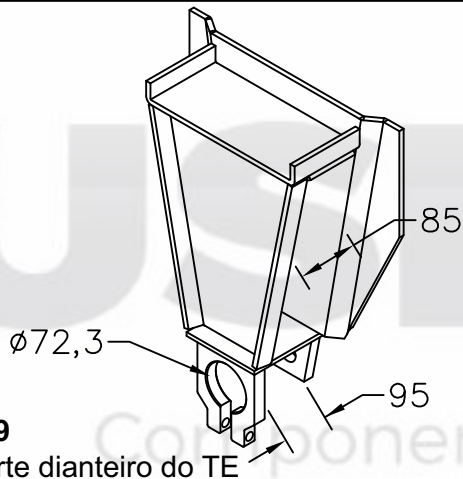
Balança do TE p/ pino Ø 60mm
71.10 - Corpo em 3/8"
71.11 - Corpo em 5/16"



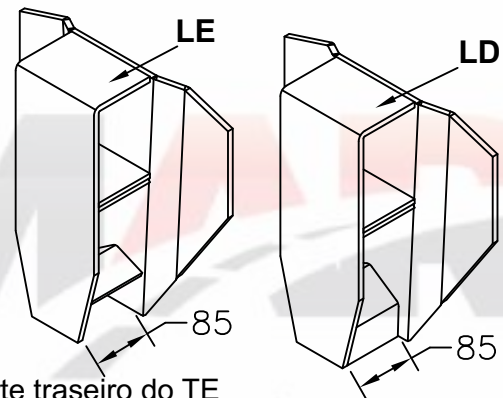
71.12
Balança do TE para pino Ø60mm modelo antigo



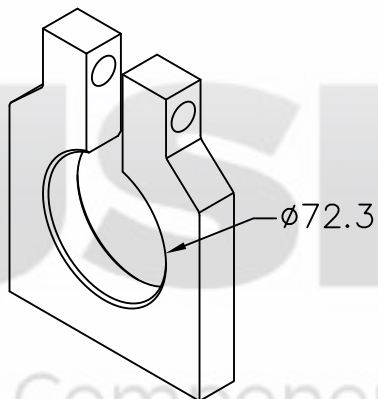
75.78
Suporte central do TE para pino Ø60mm



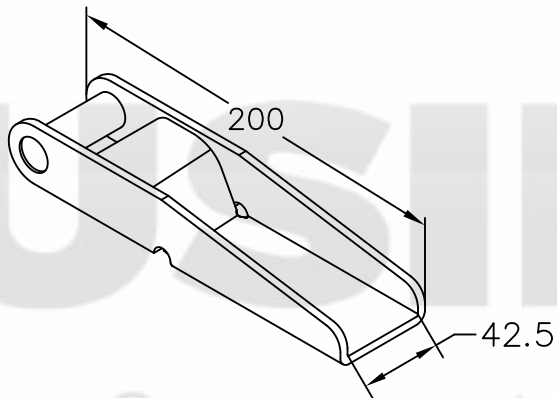
75.79
Suporte dianteiro do TE



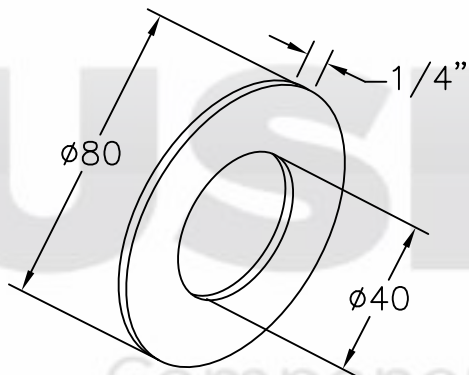
Suporte traseiro do TE
75.80 - LD
75.81 - LE



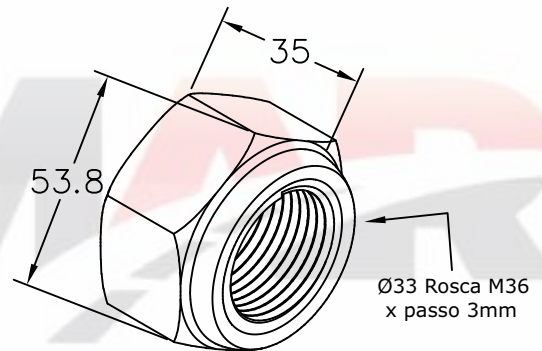
82.85
Mancal externo do pino tensor



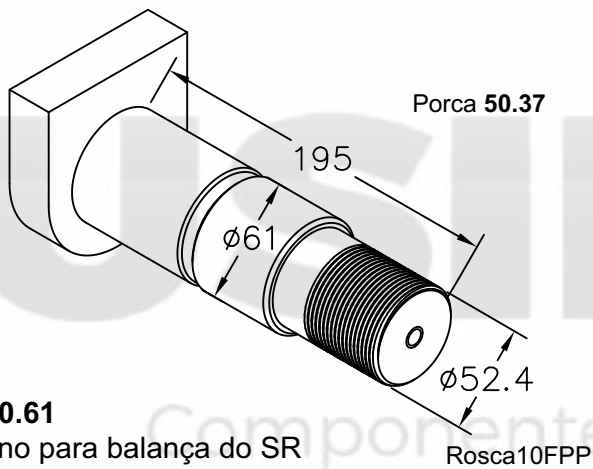
23.46
Dobradiça p/ tampa sem furos do SR mod. 2008



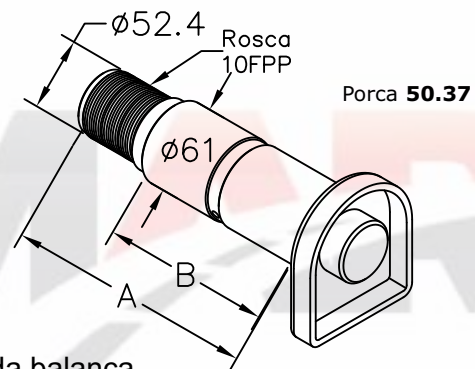
30.60
Arruela do pino da balança do SR 2011



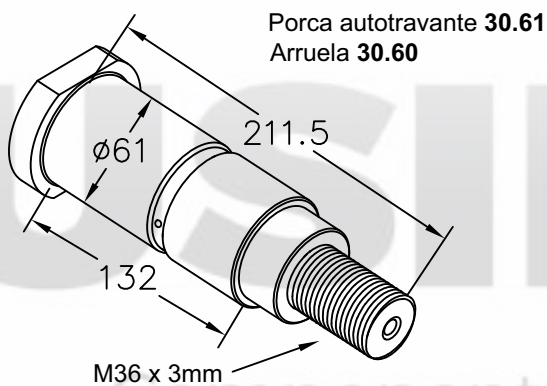
30.61
Porca do pino da balança do SR 2011



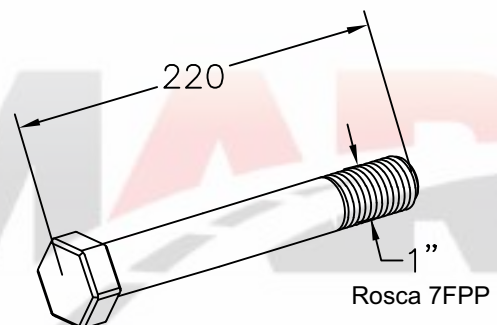
40.61
Pino para balança do SR



Pino da balança
40.62 - A = 187mm B = 130mm (SR)
40.63 - A = 215mm B = 150mm (TE LS)

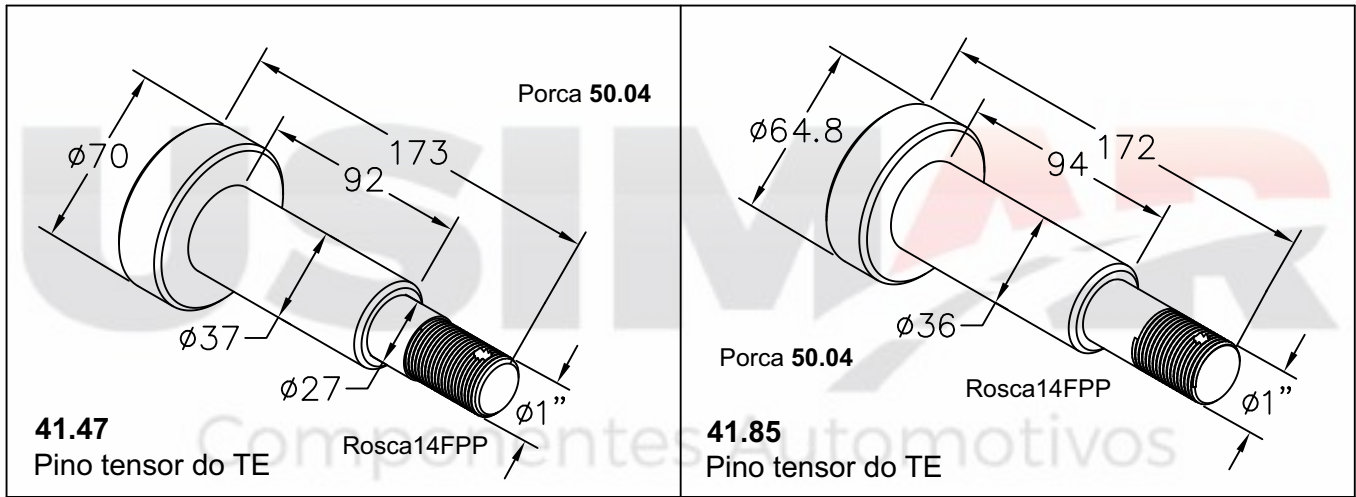


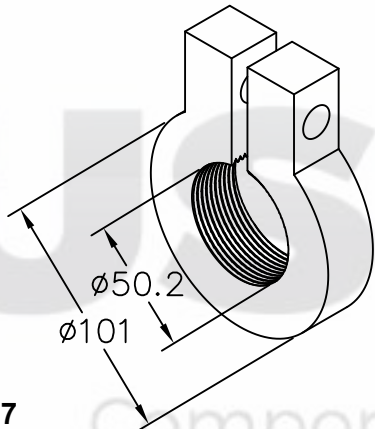
40.64
Pino para balança do SR $\varnothing 61$ mm mod. 2011



41.43
Pino da suspensão pneumática do SR

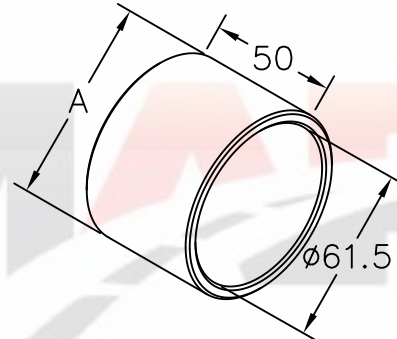
NOMA





Rosca 10Fpp

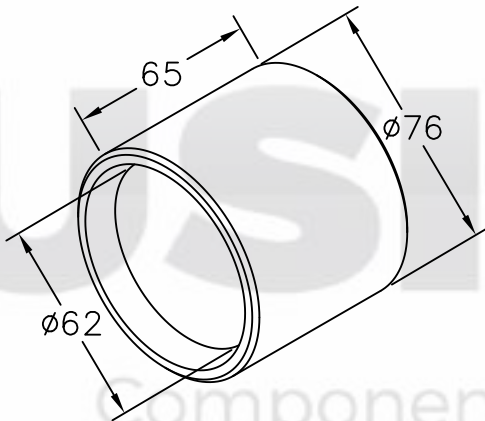
50.37
Porca para pino da balança do SR



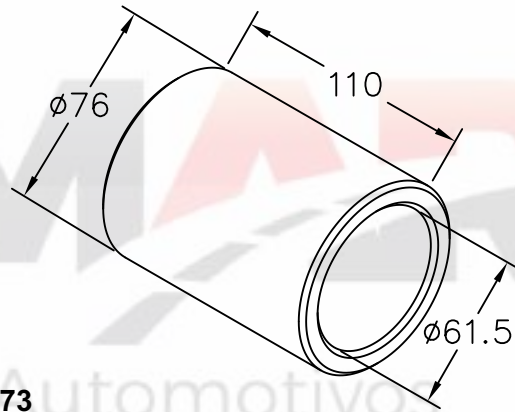
Bucha interna para balança do SR

50.38 - A = Ø71mm

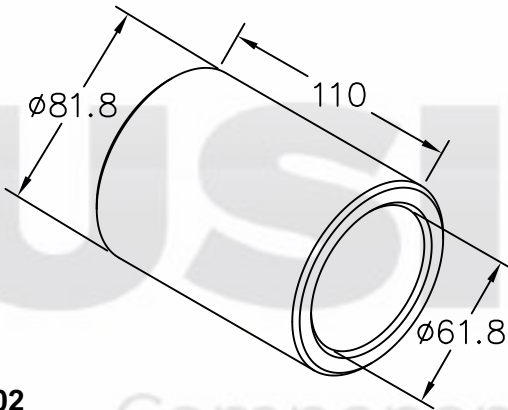
50.56 - A = Ø76mm



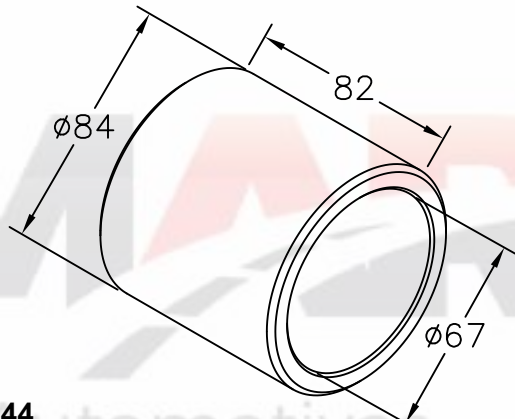
50.50
Buchta externa do tensor para bucha molecular



50.73
Buchta interna inteira da balança fenix do SR

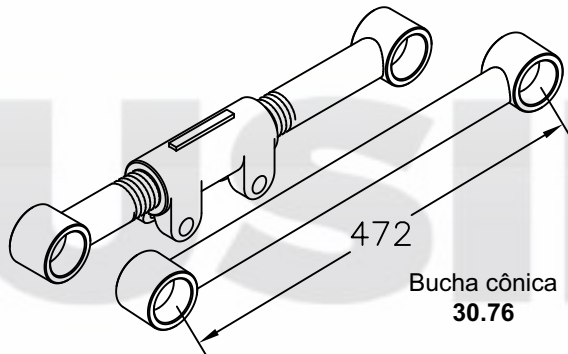


51.02
Buchta para balança do SR

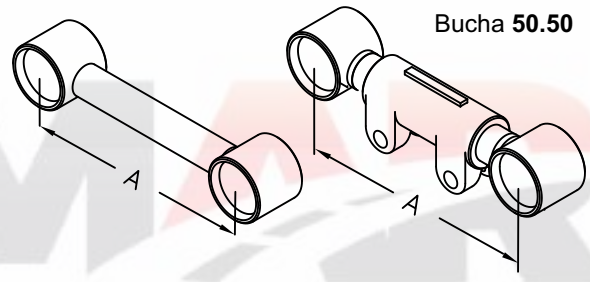


51.44
Buchta para luva do tensor do SR

NOMA



Tensor do SR com bucha cônica
61.37 - Regulável
62.07 - Fixo



Tensor do SR Modelo 2007

REGULÁVEL

60.98 - A = 290mm

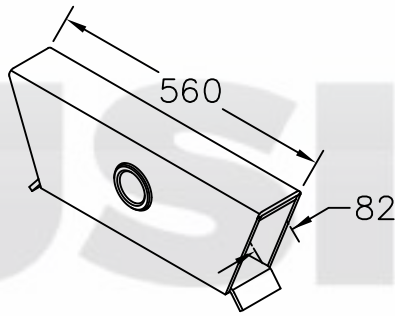
60.97 - A = 450mm

FIXO

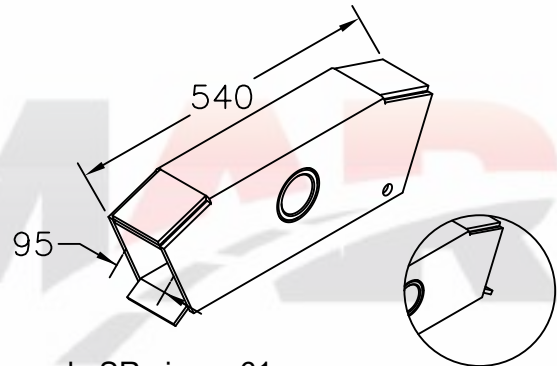
60.99 - A = 290mm

61.00 - A = 450mm

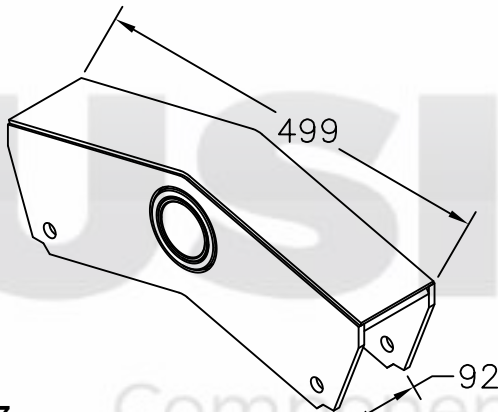




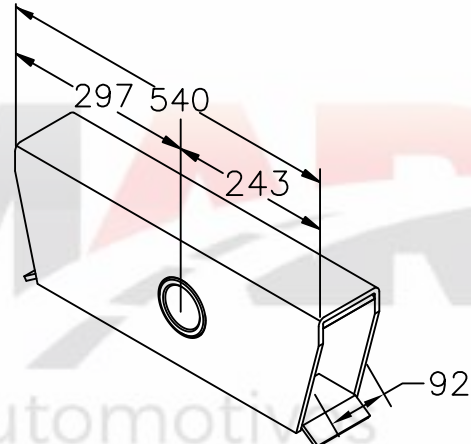
Balança moderna do TE
71.13 - P/ pino Ø56mm (Moderna)
71.14 - P/ pino Ø60mm (Antiga)



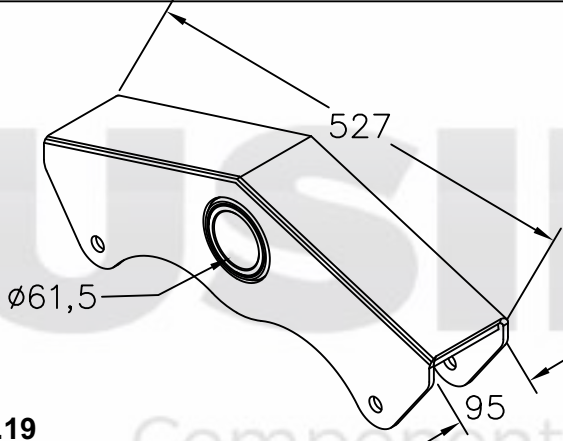
Balança do SR pino Ø 61mm
71.15 - Dianteira
71.16 - Traseira



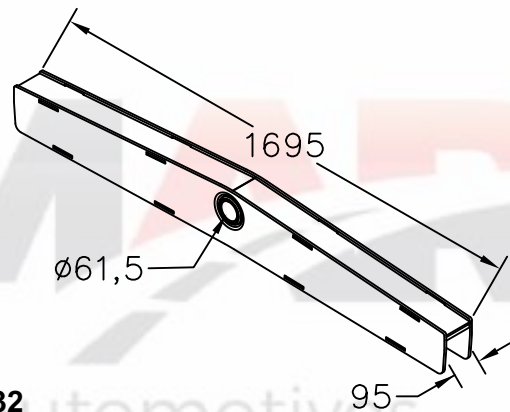
71.17
 Balança do SR para pino Ø61mm



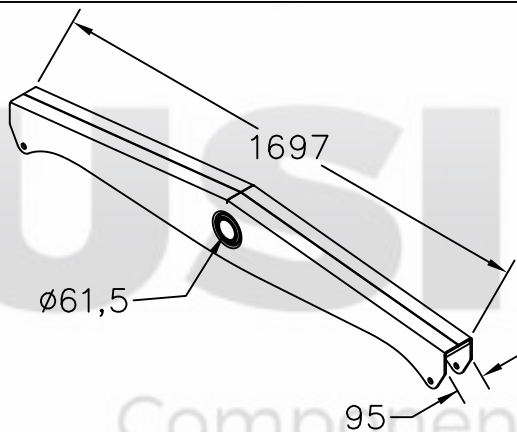
71.18
 Balança do TE LS para pino Ø 61mm



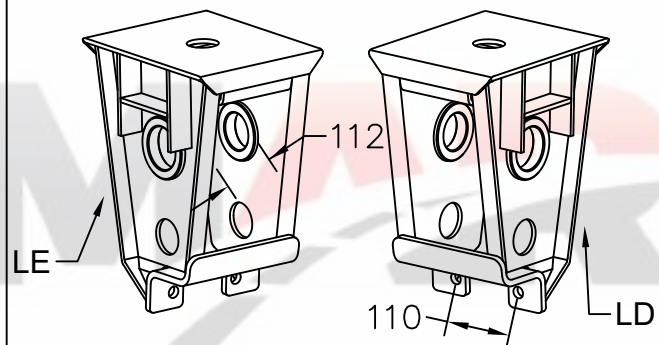
71.19
 Balança do SR MD 2011 para pino Ø61mm



73.32
 Balança distanciada do SR para pino Ø61mm

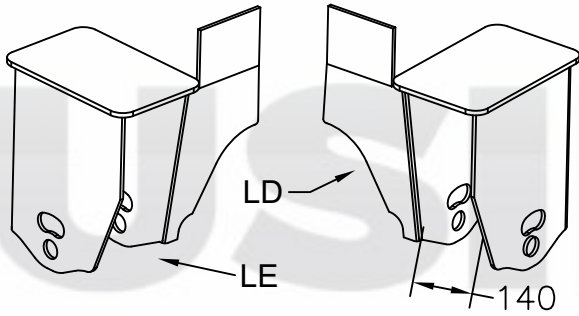


74.39
 Balança distanciada pino Ø61mm do SR MD 2011

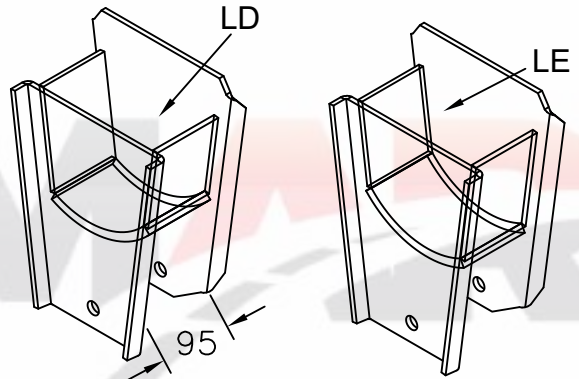


Suporte central do SR mod. 2005
72.44 - LD
72.45 - LE

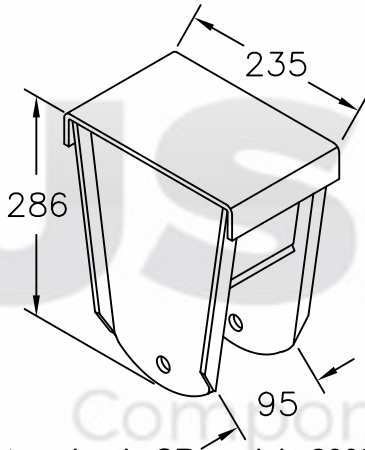
NOMA



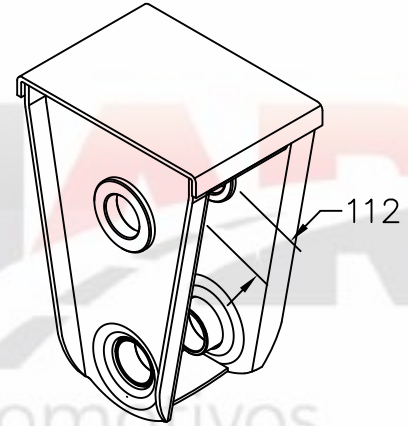
Suporte suspensão a ar SR
73.22- LD
73.21- LE



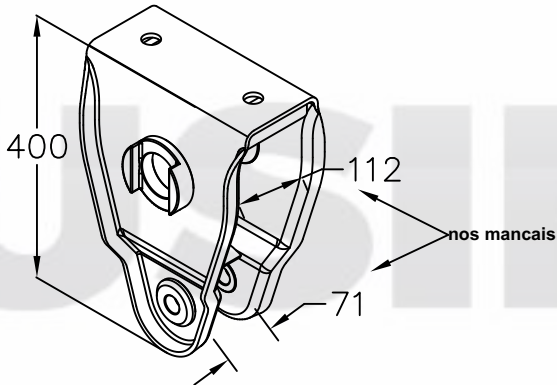
Suporte do SR
73.37 - LE
73.38 - LD



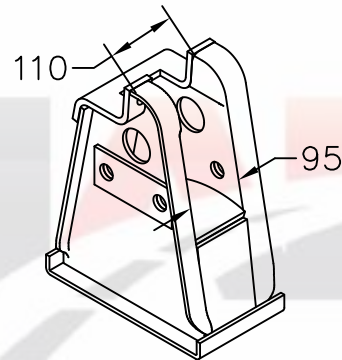
73.78
 Suporte traseiro do SR modelo 2005



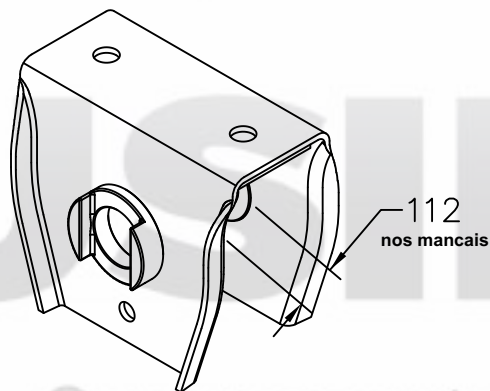
74.56
 Suporte central do SR



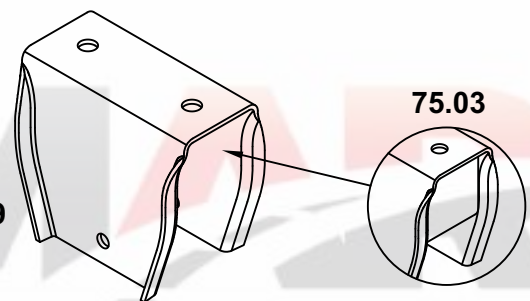
74.81
 Suporte central pino Ø61mm modelo 2012 do SR



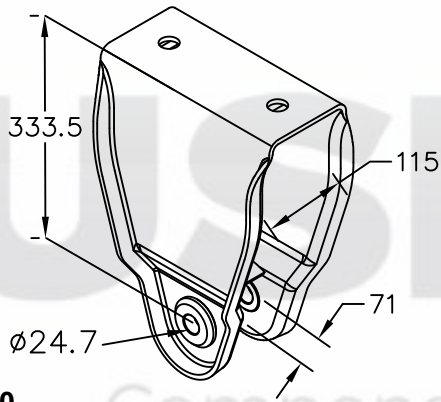
74.89
 Suporte dianteiro do SR modelo 2005 a 2007



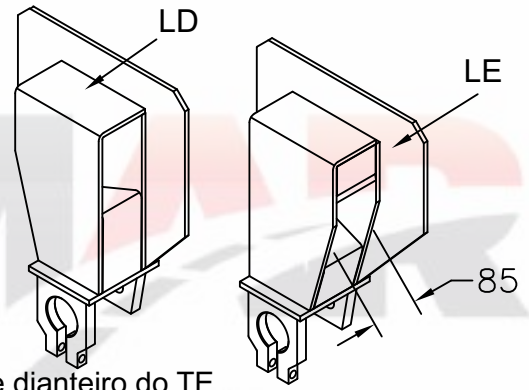
74.97
 Suporte central pino Ø61mm do SR distanciado modelo 2012



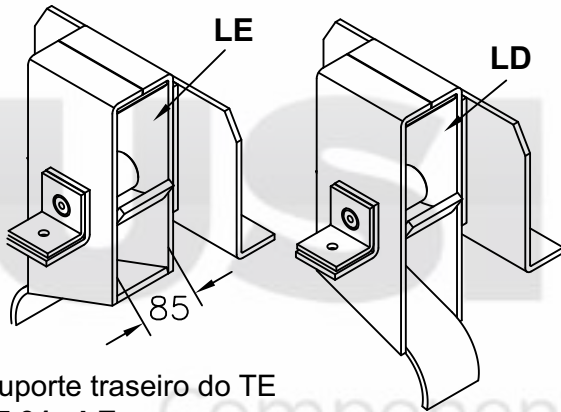
75.19
75.03
 Suporte traseiro do SR modelo 2012
75.19
 Suporte guia dianteiro da balança do SR distanciado modelo 2012



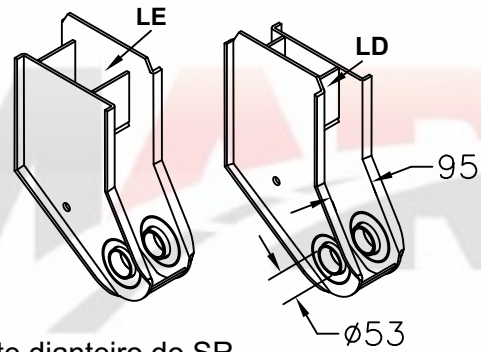
75.20
Suporte guia traseiro do SR modelo 2012



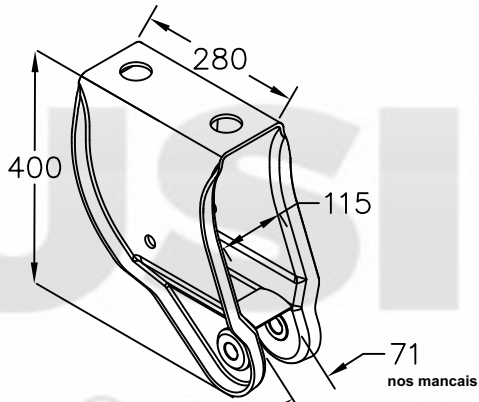
Suporte dianteiro do TE
75.90 - LD
75.89 - LE



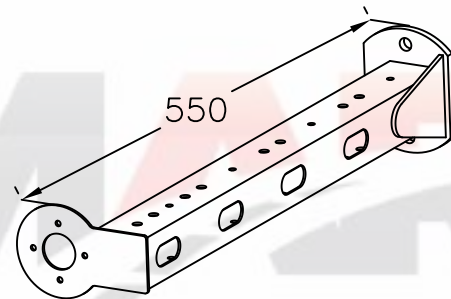
Suporte traseiro do TE
75.91 - LE
75.92 - LD



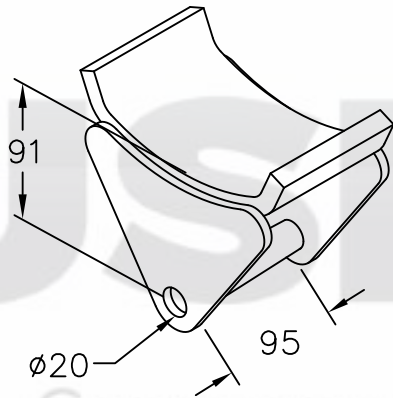
Suporte dianteiro do SR
75.93 - LE
75.94 - LD



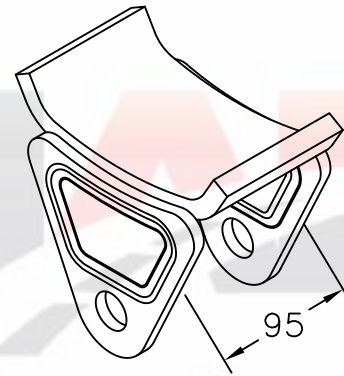
75.95
Suporte dianteiro modelo 2012 do SR



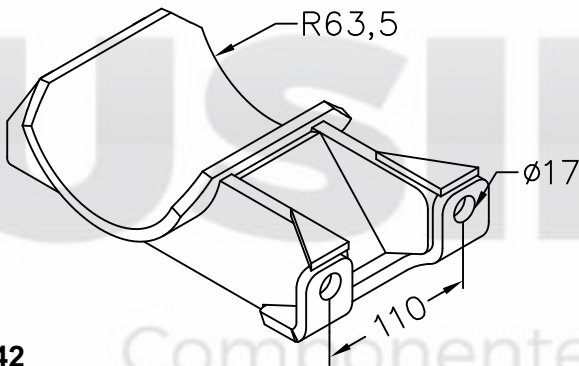
76.35
Suporte da sinaleira da 1º carreta bitrem fênix



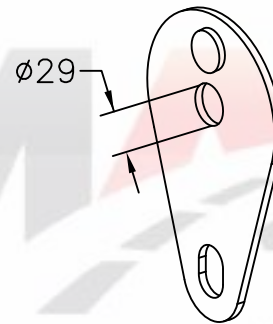
80.26
Esfrega móvel do SR 2007



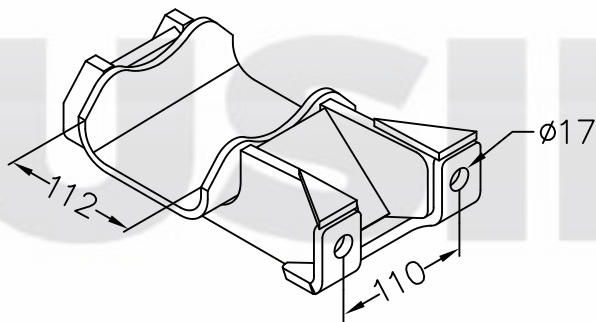
80.27
Esfrega móvel do SR modelo 2011



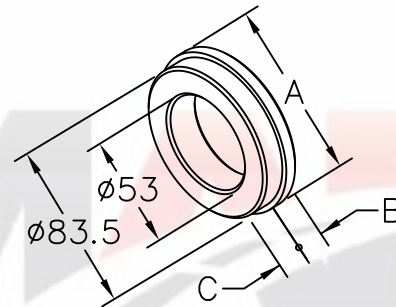
81.42
Sapata superior do SR 2007



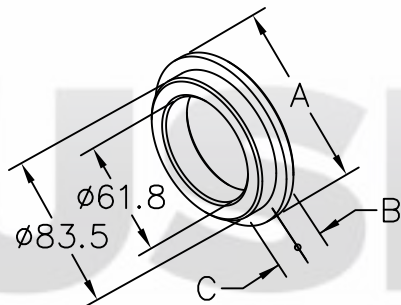
81.62
Arruela mancal suspensão a ar



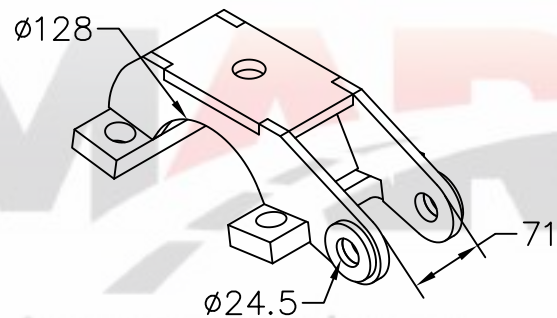
81.65
Sapata superior para eixo retângular do SR 2007



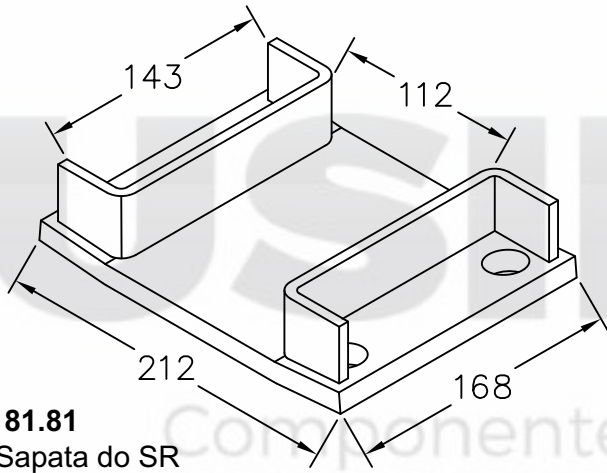
Mancal para suporte central do SR
81.68 - A = Ø89,7mm B = 8mm C = 12mm
81.69 - A = Ø98mm B = 6,7mm C = 12mm
81.70 - A = Ø89,7mm B = 12mm C = 8mm



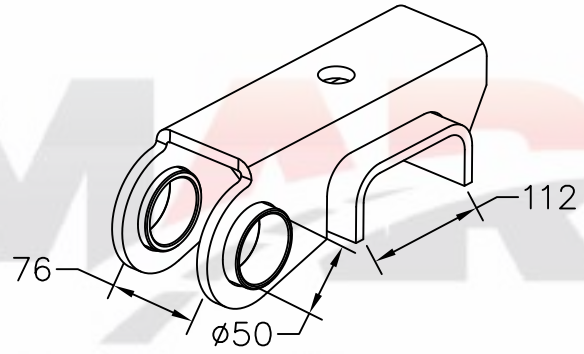
Mancal para suporte central do SR
81.71 - A = Ø89,7mm B = 8mm C = 12mm
81.72 - A = Ø99mm B = 6,7mm C = 12mm
81.73 - A = Ø89,7mm B = 12mm C = 8mm



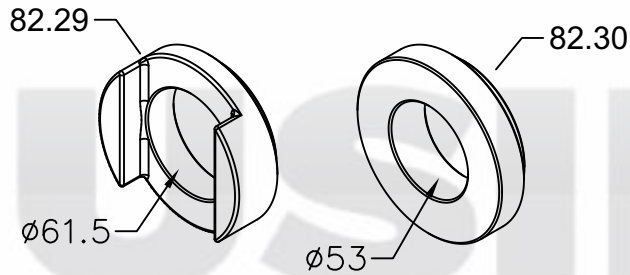
81.79
Sapata do SR p/ eixo redondo modelo 2012



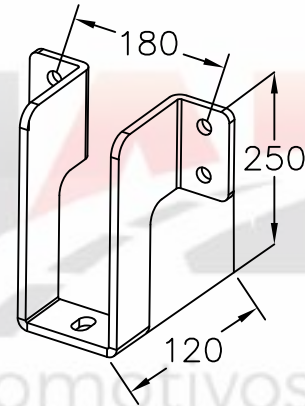
81.81
Sapata do SR



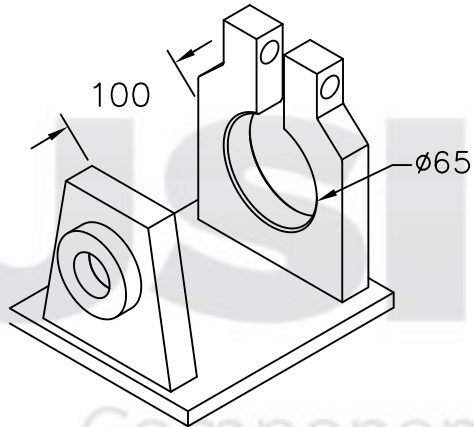
81.95
Sapata do SR com bucha



Mancal do suporte central pino $\phi 61\text{mm}$ modelo 2012 do SR
82.29 - Interno
82.30 - Externo

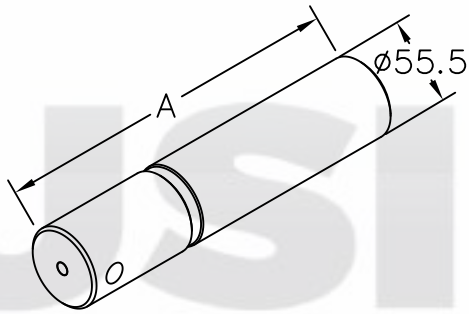


82.91
Suporte de fixação do suspensor do SR



83.15
Mancal duplo do suporte dianteiro do TE

PASTRE

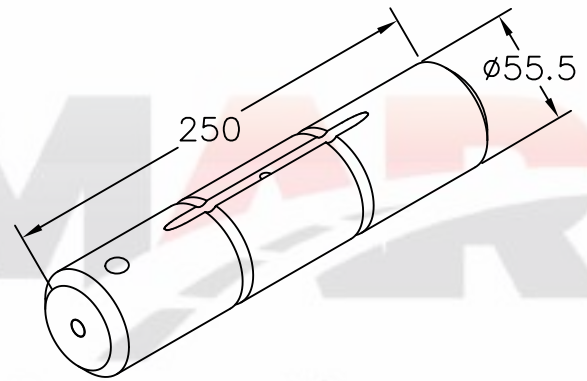


Pino da balança

40.65 - A = 240mm (TE)

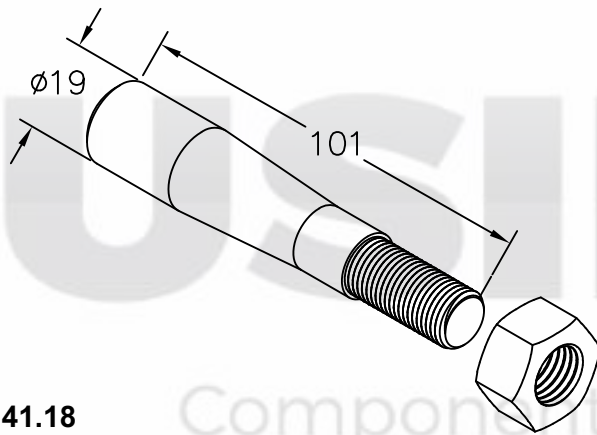
40.67 - A = 250mm (SR)

40.66 - A = 260mm (SR)



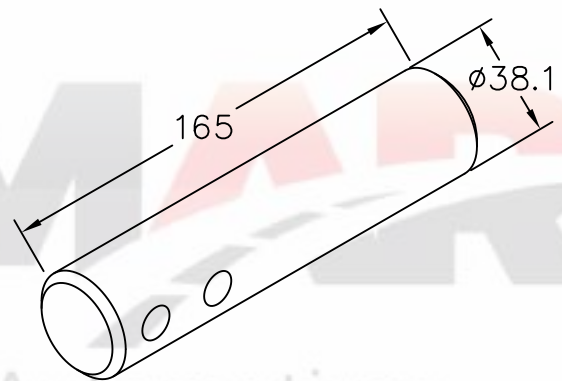
40.69

Pino para balança do SR



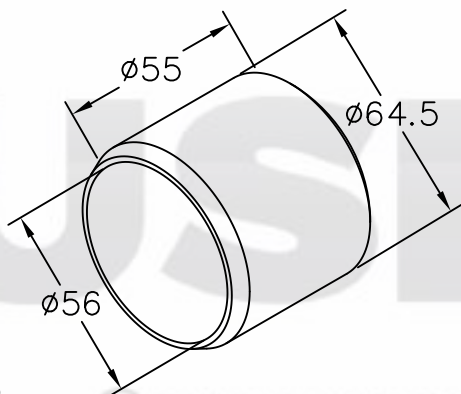
41.18

Pino cônico para mancal com porca do SR



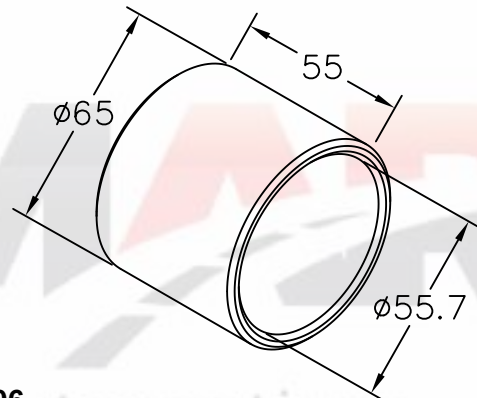
41.61

Pino para deslizante



50.62

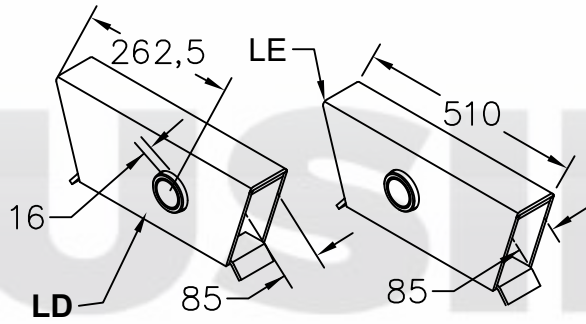
Bucha interna para balança do SR



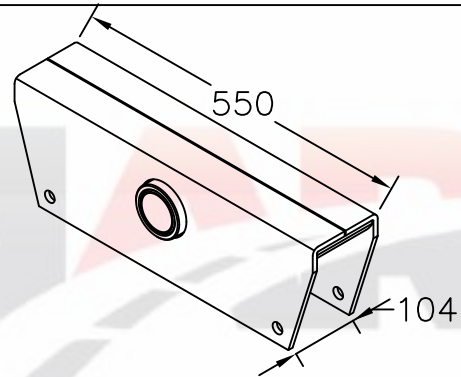
51.06

Bucha interna para balança do TE

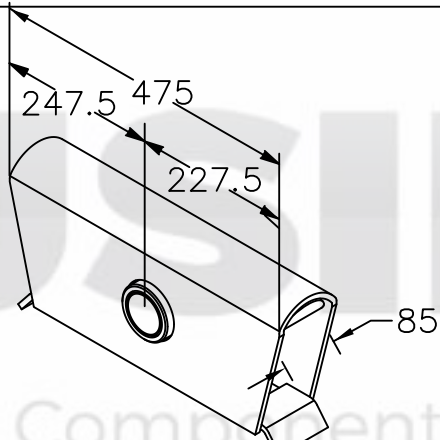
PASTRE



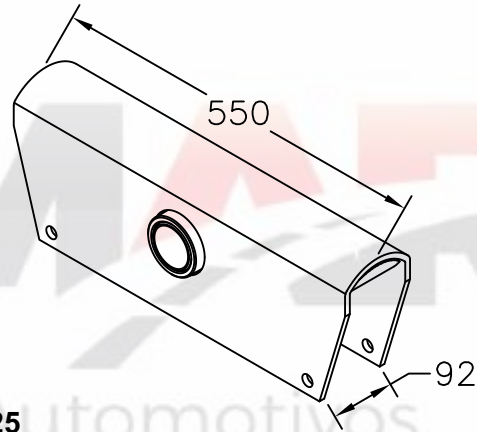
Balança do TE para pino Ø55.5mm
71.20 - LD
71.21 - LE



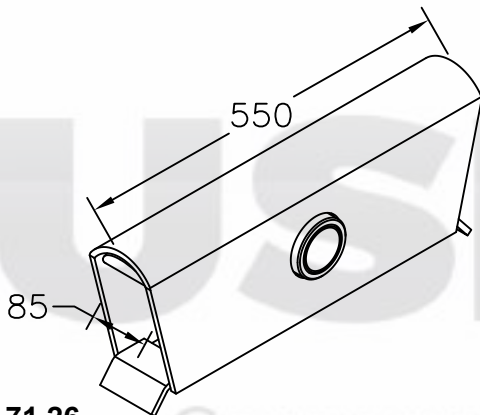
71.22
 Balança do SR para pino Ø55.6mm
71.23
 Balança do SR modelo redondo



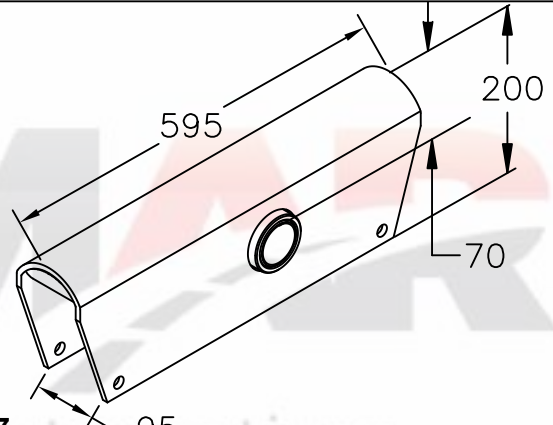
71.24
 Balança do TE para pino Ø55.5mm



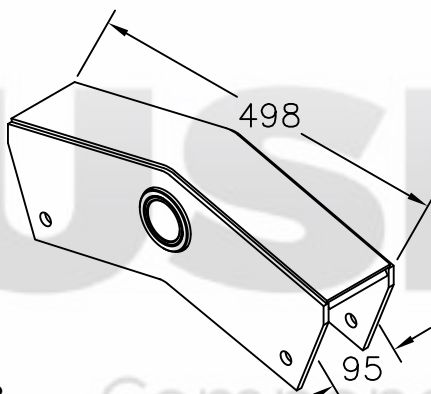
71.25
 Balança do SR para pino Ø55.5mm



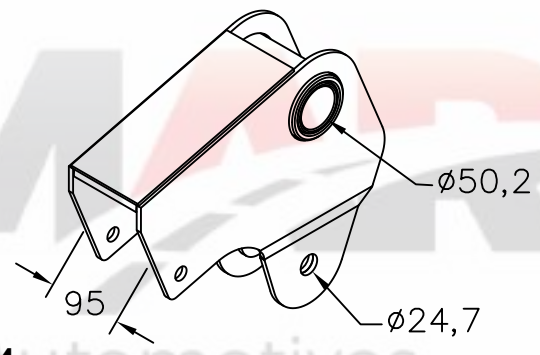
71.26
 Balança do TE para pino Ø55.5mm



71.27
 Balança do TE LS para pino Ø55.5mm

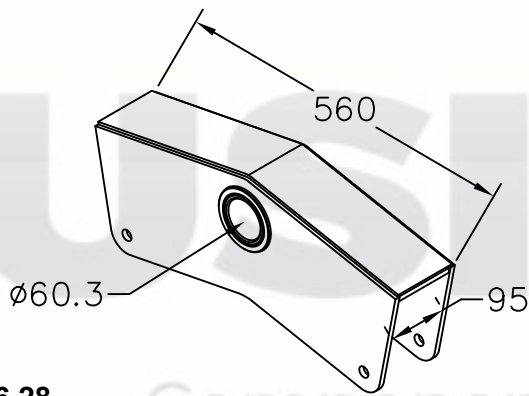


71.28
 Balança do SR para pino Ø50mm

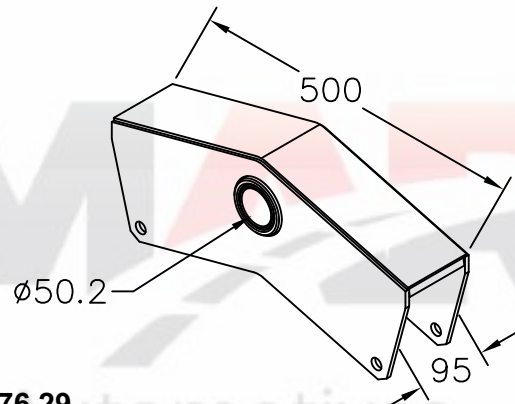


73.34
 Balança do SR Vanderléia para pino Ø50mm

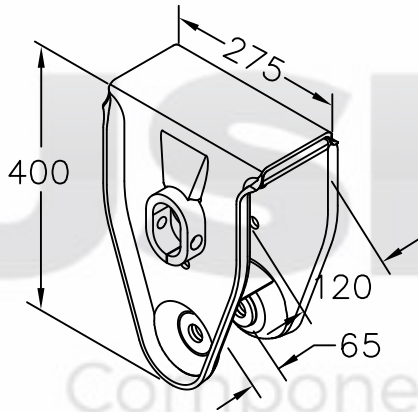
PASTRE



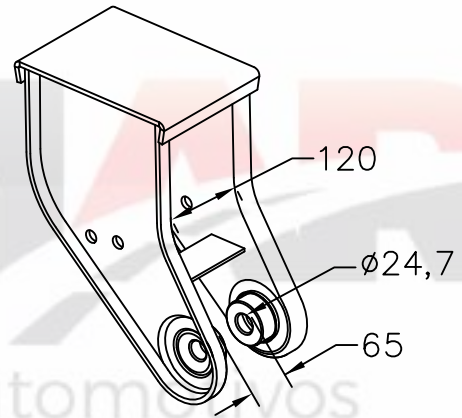
76.28
Balança do SR carrega tudo p/ pino 60mm



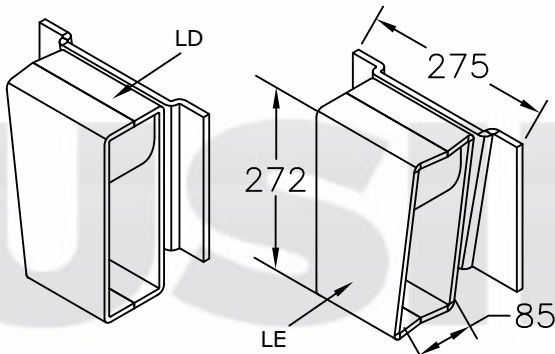
76.29
Balança do SR p/ pino 50mm



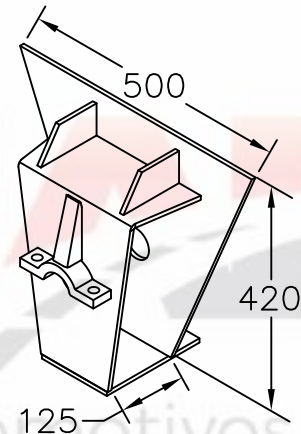
72.58
Suporte central do SR pastre Ø50mm



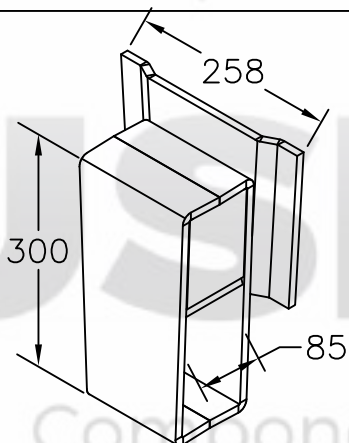
74.37
Suporte dianteiro do SR



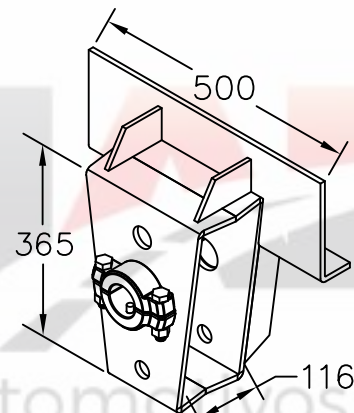
Suporte Dianteiro lateral 5/16" do TE
74.46 - LD
74.47 - LE



74.90
Suporte Central para pino Ø55.5 do TE

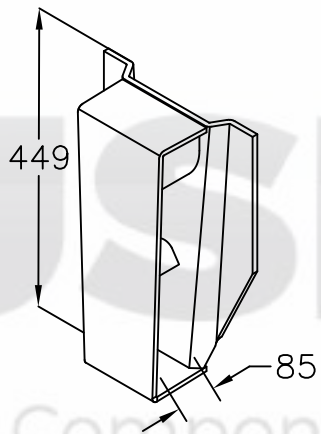


75.96
Suporte Traseiro para Caçamba



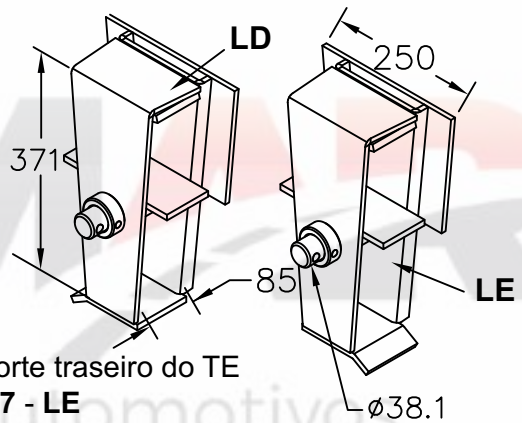
75.97
Suporte Central pino Ø55.5mm do TE

PASTRE



75.98

Suporte dianteiro do TE



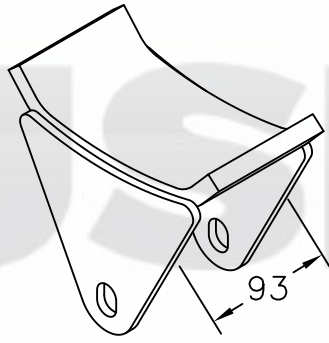
Suporte traseiro do TE

76.17 - LE

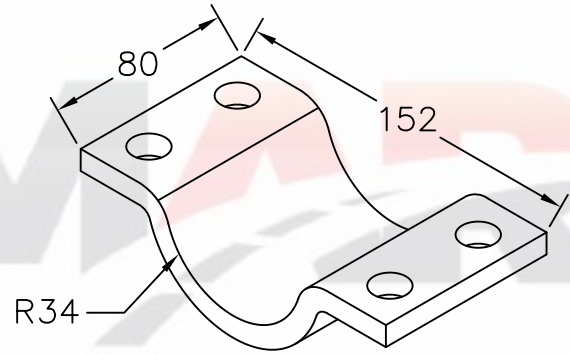
76.16 - LD



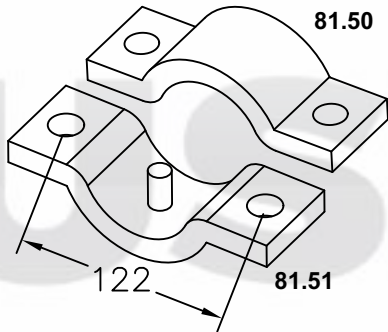
PASTRE



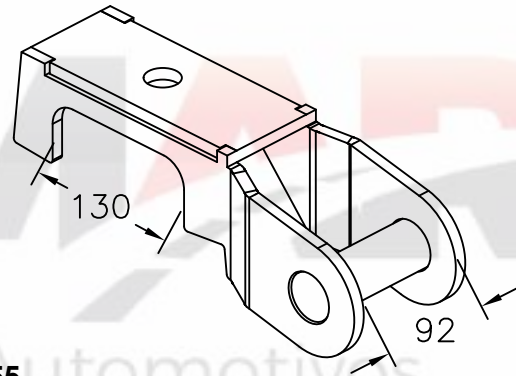
80.07
Esfrega móvel do SR



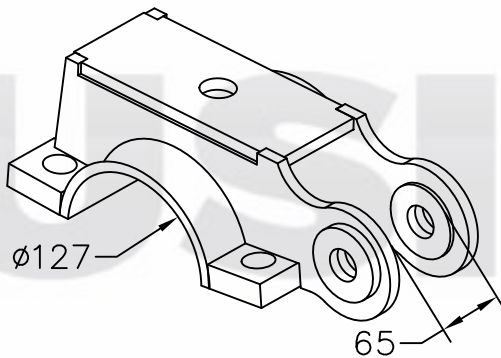
60.96
Ponteira do tirante do tensor



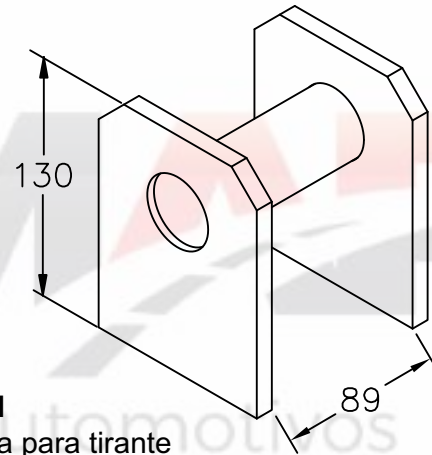
Semi-mancal do suporte central
81.50 - Sem trava
81.51 - Com trava do pino



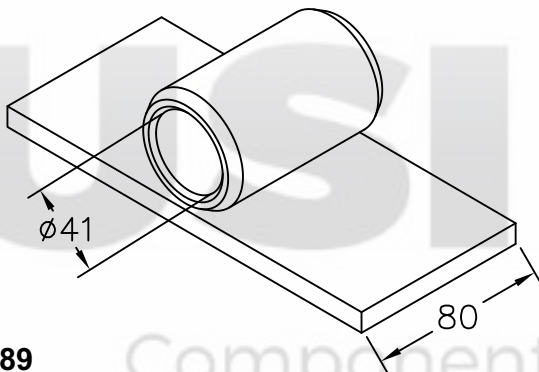
81.55
Sapata superior do SR



81.58
Sapata do SR

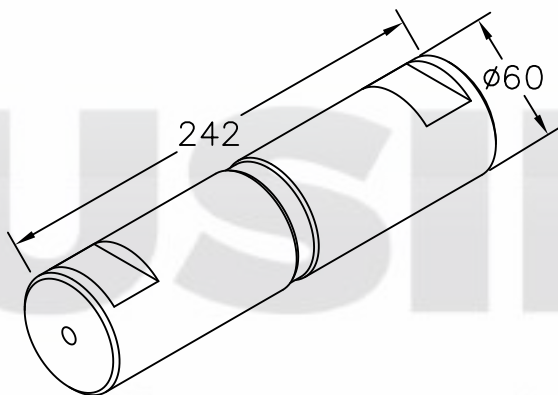


82.71
Orelha para tirante

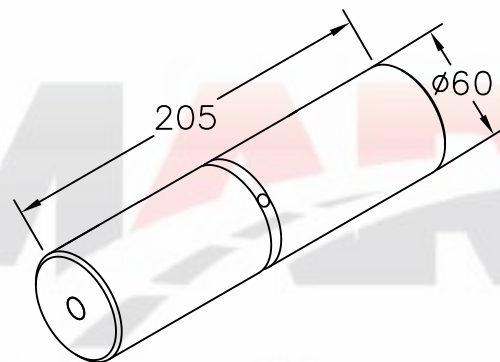


82.89
Deslizante do TE

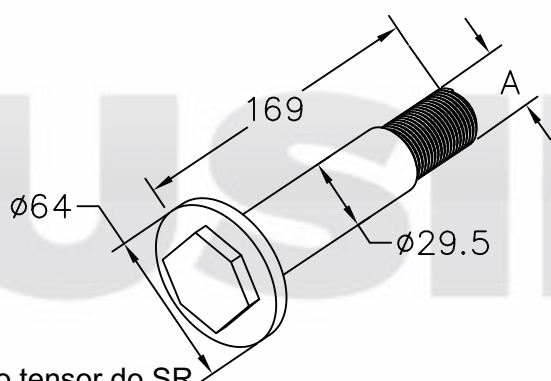
RECRUSUL



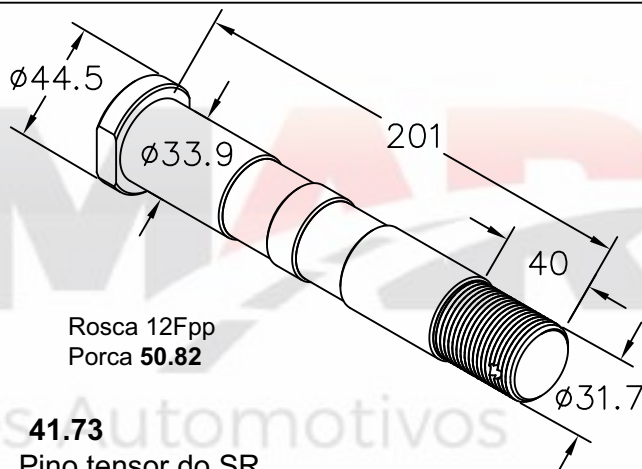
40.70
Pino da balança do SR



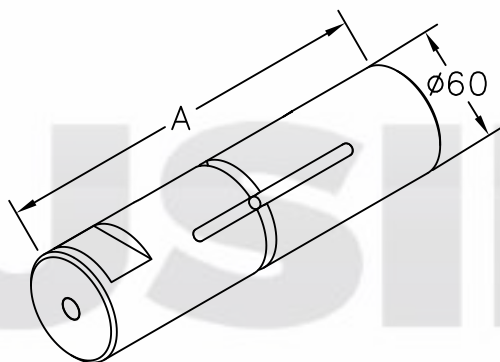
40.71
Pino da balança do SR



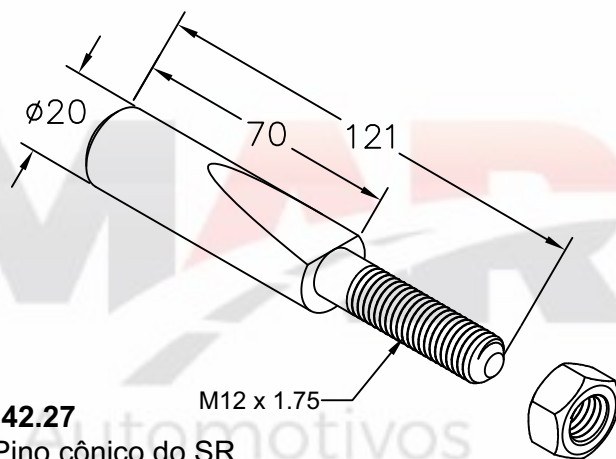
Pino tensor do SR
41.09 - A = Rosca M24 (Porca 50.26)
41.10 - A = Rosca 1" (Porca 50.04)



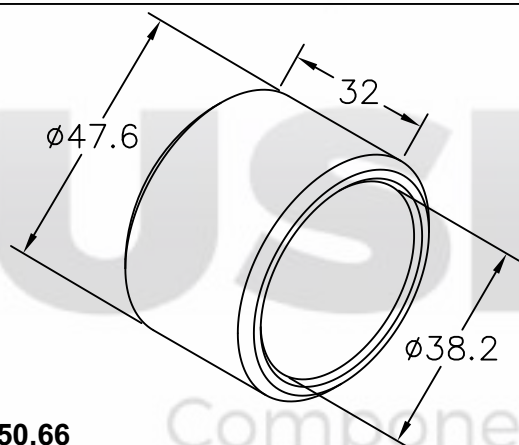
41.73
Pino tensor do SR



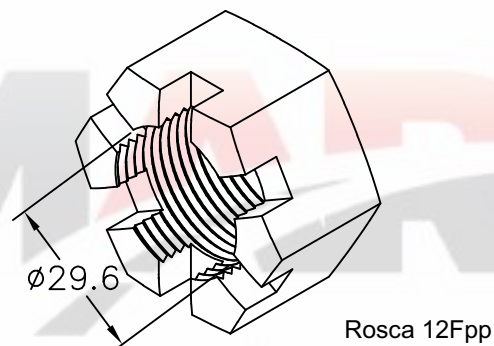
Pino da balança do SR
42.23 - A = 240mm
42.26 - A = 230mm



42.27
Pino cônico do SR

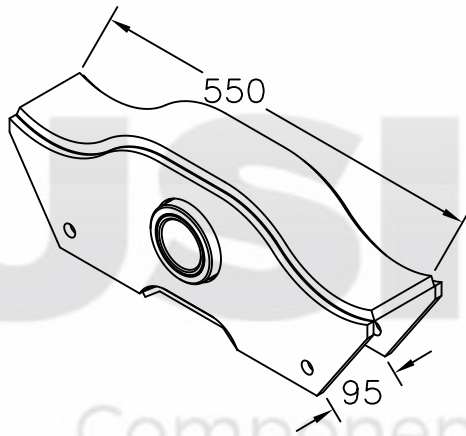


50.66
Buchta de ferro do varão do S do SR

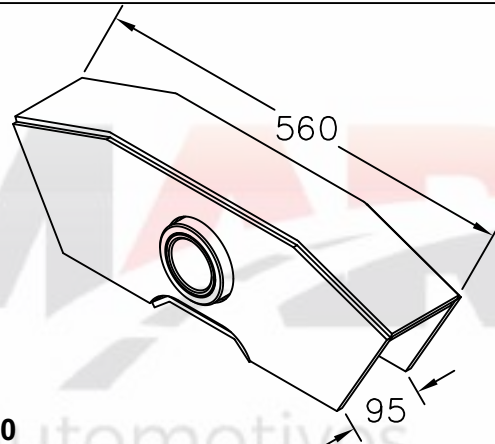


50.82
Porca castelo do pino tensor do SR

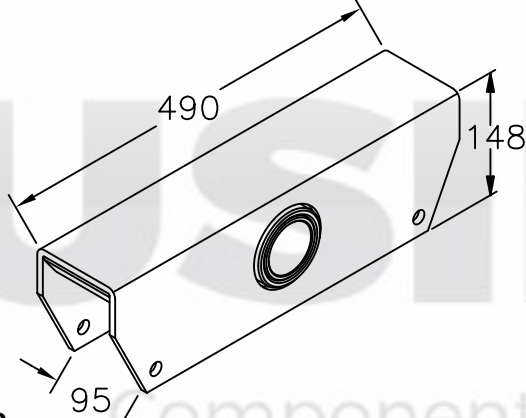
RECRUSUL



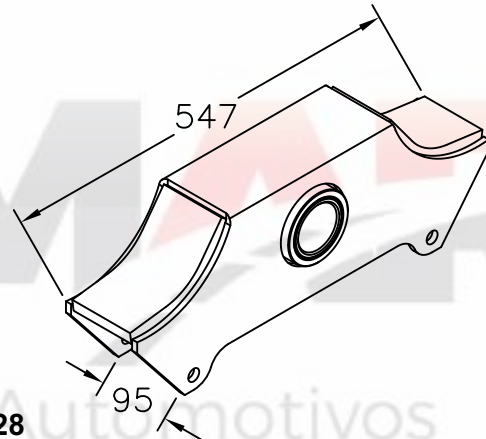
71.29
Balança do SR para pino \varnothing 60mm



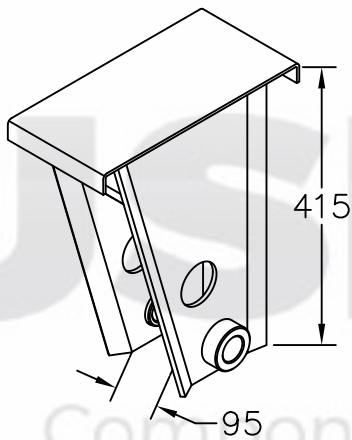
71.30
Balança do SR para pino \varnothing 60mm



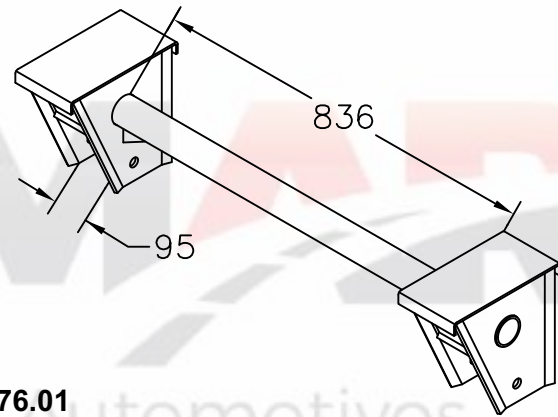
71.32
Balança do SR p/ pino \varnothing 60



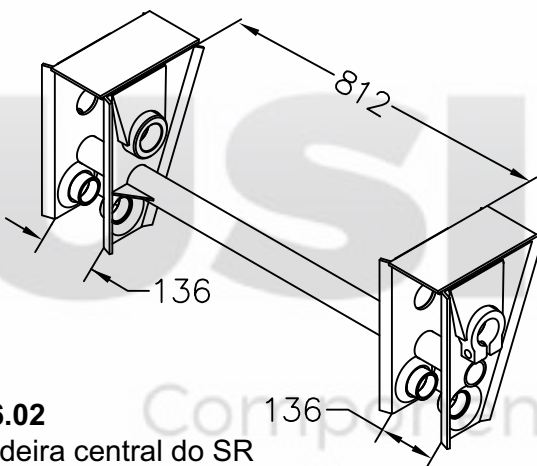
75.28
Balança do SR para pino \varnothing 60mm



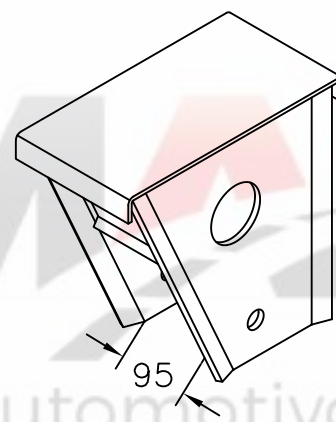
75.99
Suporte dianteiro do SR



76.01
Cadeira traseira do SR

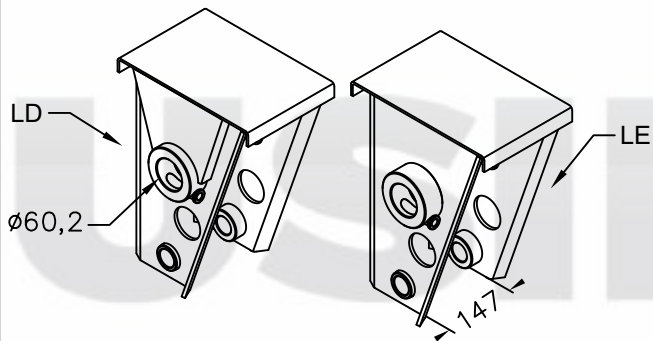


76.02
Cadeira central do SR




76.03
Suporte da cadeira traseira do SR

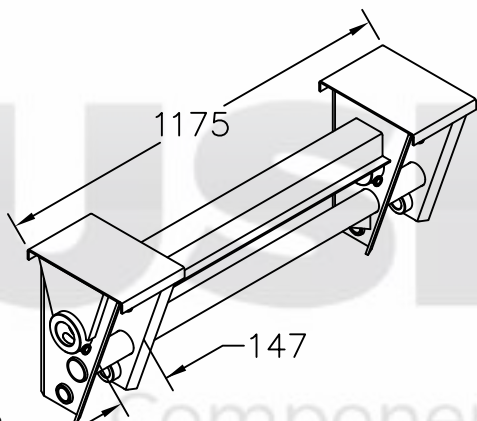
RECRUSUL



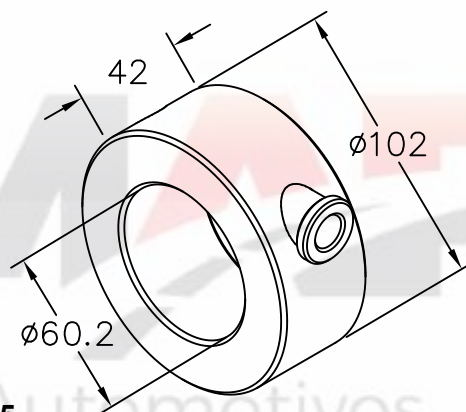
Suporte da cadeira para suspensão do SR
76.04 - LE
76.05 - LD



Suporte da cadeira central do SR
76.06 - LE
76.07 - LD

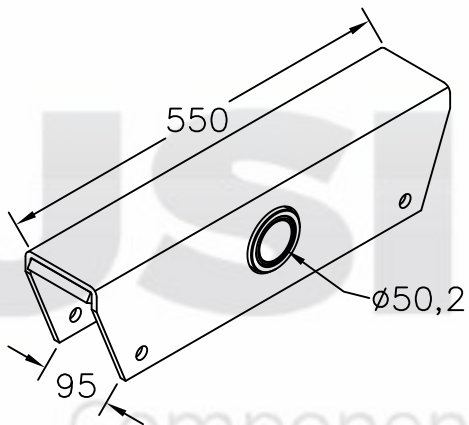


76.08
Cadeira para suspensão do SR

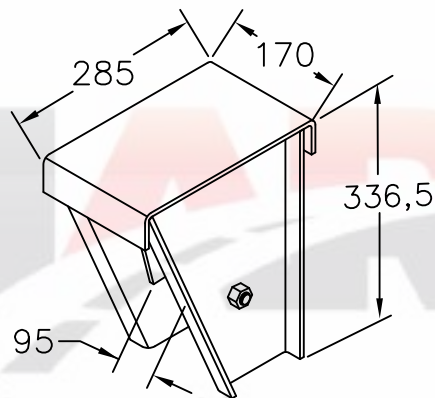


82.65
Mancal do pino da balança do SR

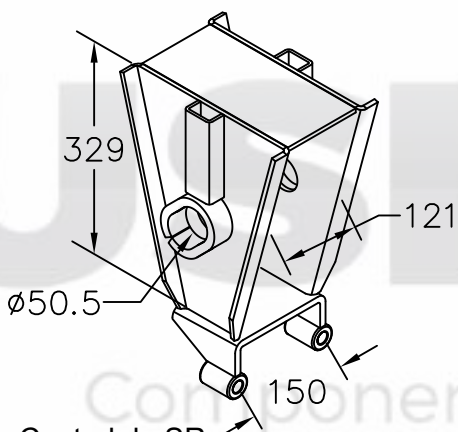
RODO LINEA



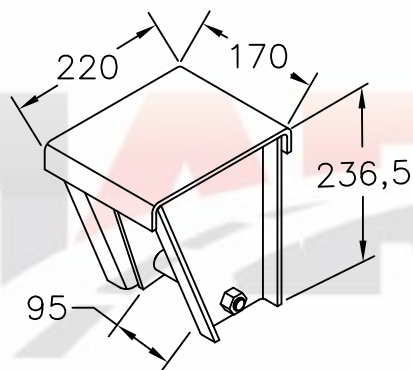
71.33
Balança pino Ø50 do SR



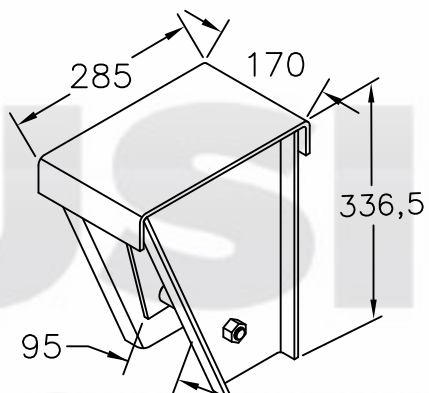
76.13
Conjunto do suporte dianteiro do SR
com esfrega móvel



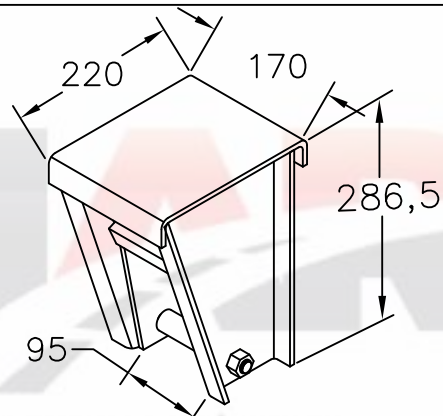
73.14
Suporte Central do SR



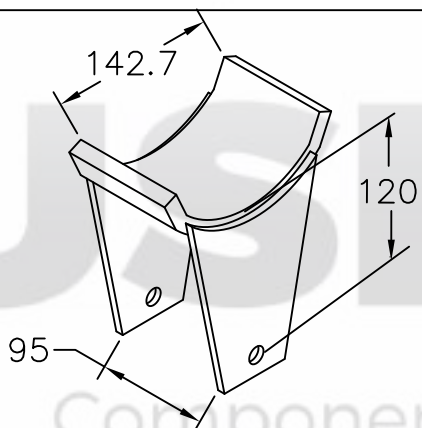
73.76
Conjunto do suporte traseiro do SR
com esfrega móvel



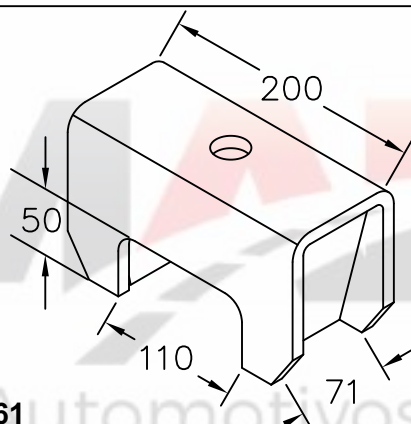
76.14
Conjunto do suporte dianteiro maior do SR
com esfrega móvel



76.15
Conjunto do suporte traseiro maior do SR
com esfrega móvel

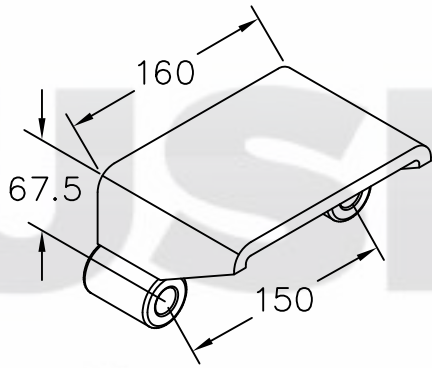


80.08
Conjunto de esfrega móvel do SR

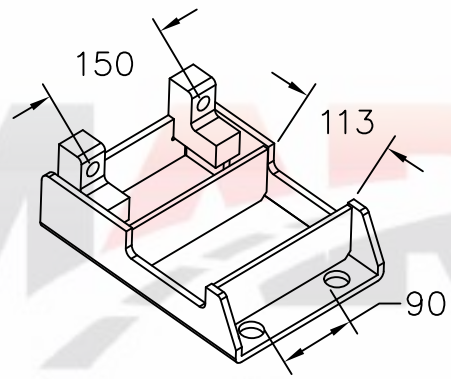


81.61
Sapata Superior do SR

RODO LINEA

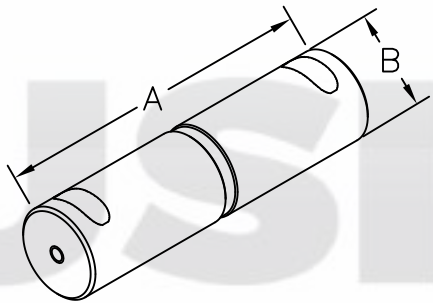


82.59
Conjunto mancal do braço tensor do Suporte
Central do SR

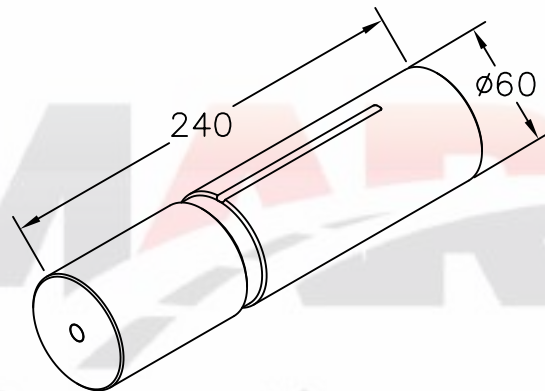


83.09
Sapata inferior do SR eixo quadrado

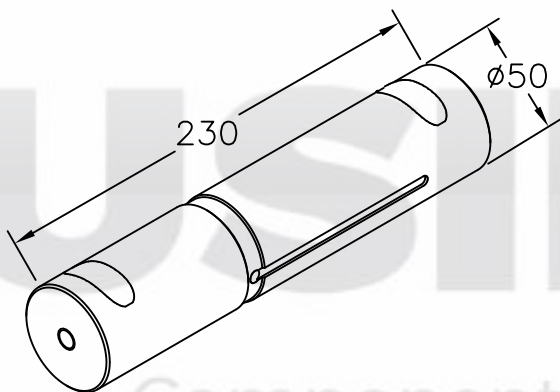




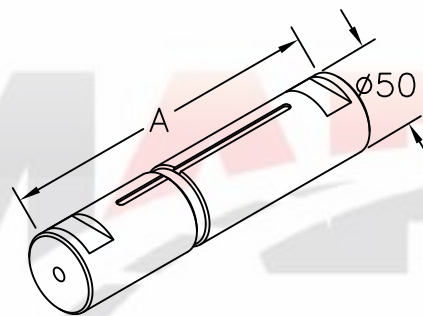
Pino para balança
40.20 - A = 230mm B = 60mm (SR)
40.21 - A = 215mm B = 50mm (TE)



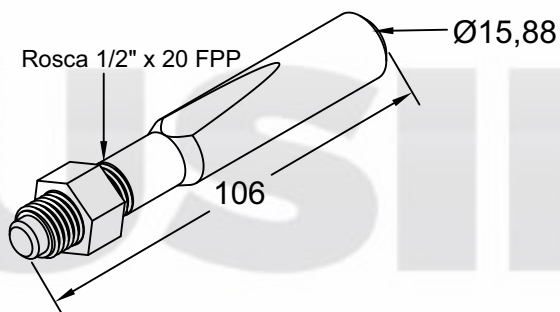
40.22
 Pino da balança para cavalo TE LS



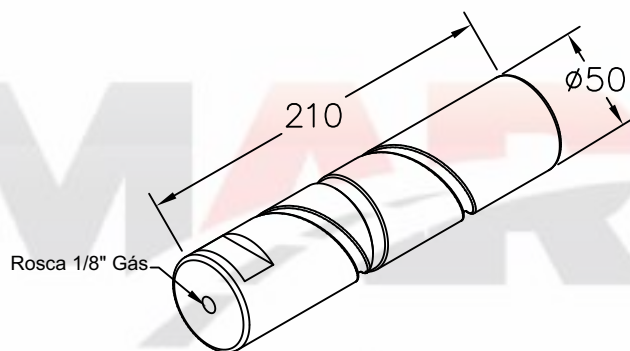
40.23
 Pino da balança do SR modelo 95



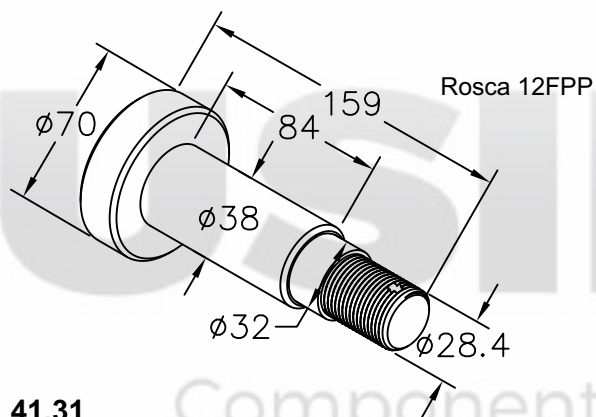
Pino da balança do SR
40.25 - A = 222mm (modelo 96)
40.24 - A = 200mm



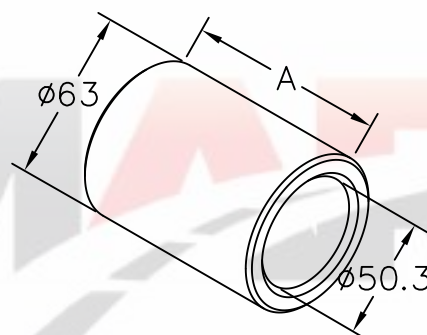
Pino cônico do mancal da balança do SR
40.26 - A = 106mm
42.15 - A = 114mm



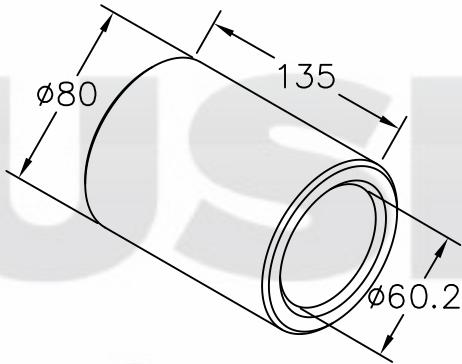
40.27
 Pino da Balança do SR 2003



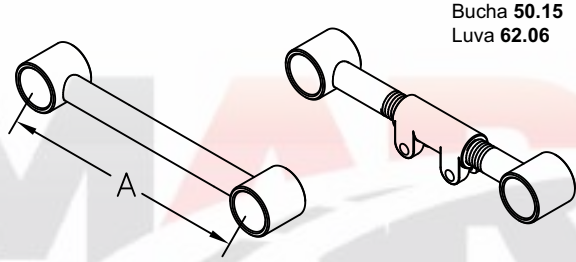
41.31
 Pino tensor do SR



Bucha interna da balança do SR
50.72 - A = 117mm (SR 2003)
51.07 - A = 135mm (SR)

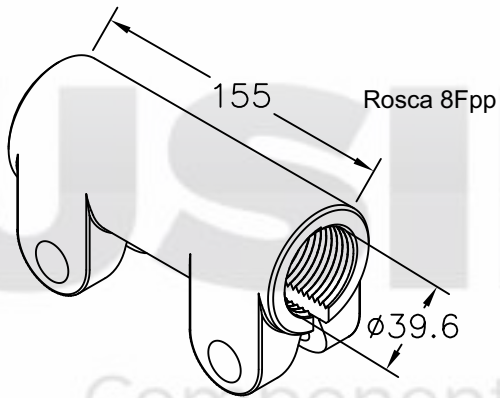


51.35
Bucha interna da balança do SR

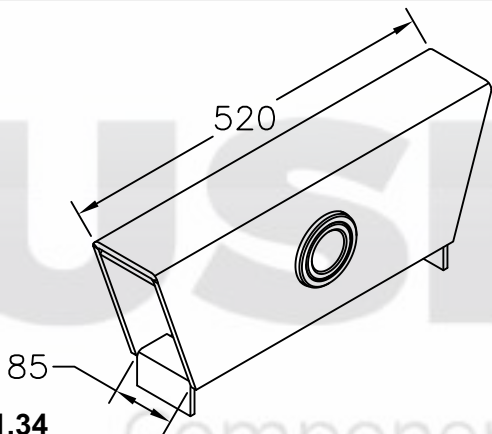


Tensor do SR

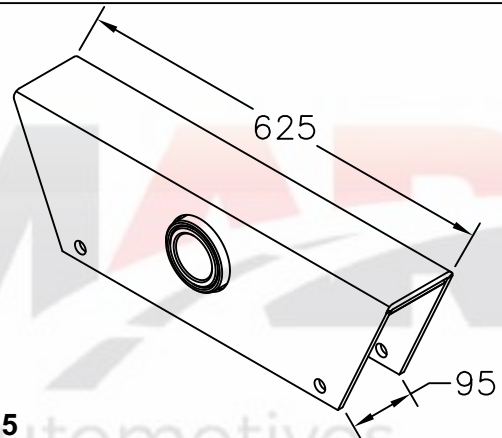
REGULÁVEL	FIXO
60.88 - A = 476mm	60.89 - A = 476mm
62.05 - A = 480mm	



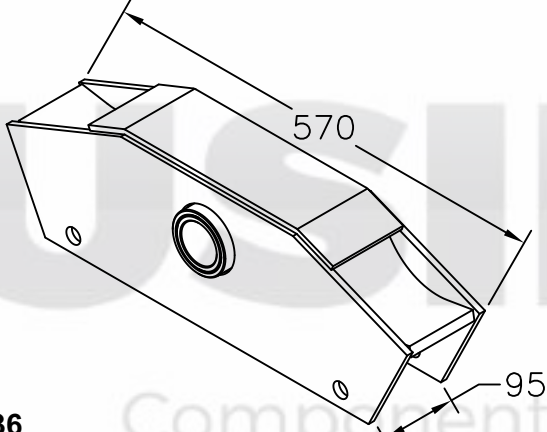
62.06
Luva fundida do tensor do SR



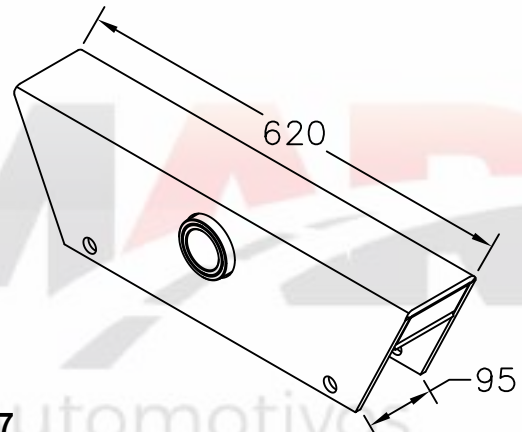
71.34
Balança do TE para pino \varnothing 50mm



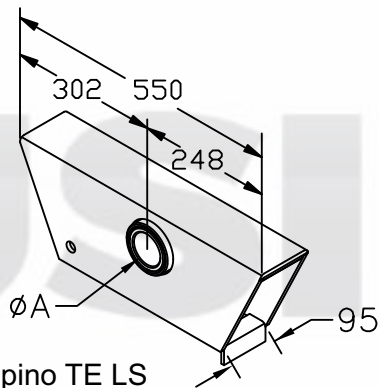
71.35
Balança do SR para pino \varnothing 60mm



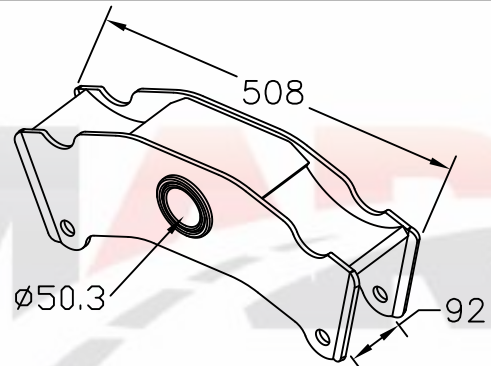
71.36
Balança do SR para pino \varnothing 50mm(40.25)



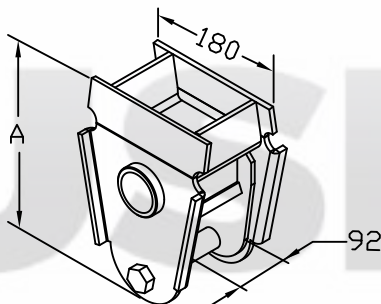
71.37
Balança do SR para pino \varnothing 50mm



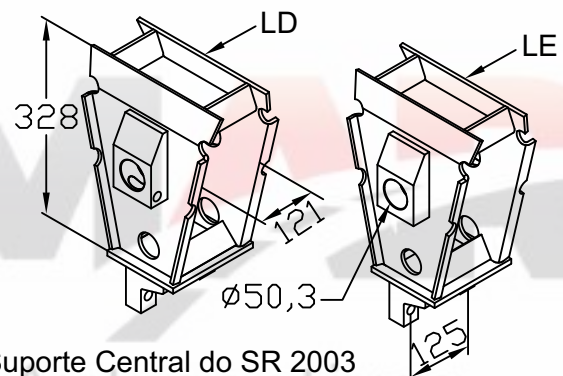
Balança para pino TE LS
71.38 - A = \varnothing 60mm
71.39 - A = \varnothing 50mm



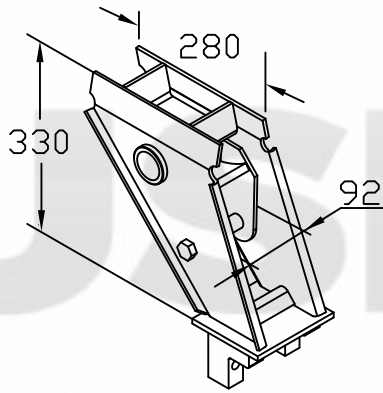
Balança do SR 2003 pino \varnothing 50mm
71.40 - Lateral 1/4"
71.41 - Lateral 5/16"



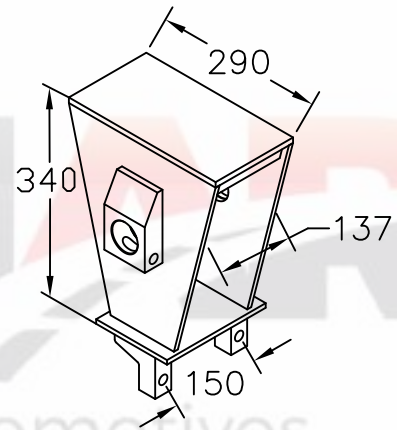
Suporte traseiro com esfrega móvel do SR 2003
71.48 - A = 250mm
71.49 - A = 285mm



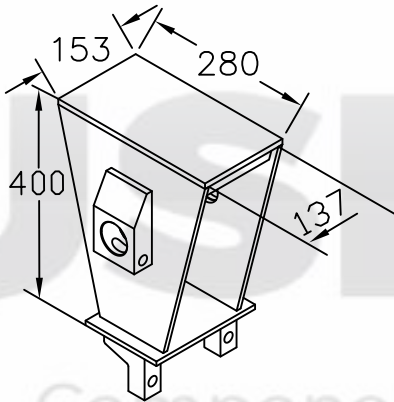
Suporte Central do SR 2003
71.50 - LD
71.51 - LE



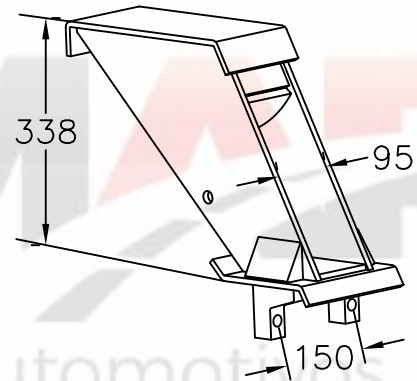
71.52
Suporte dianteiro com esfrega móvel do SR 2003



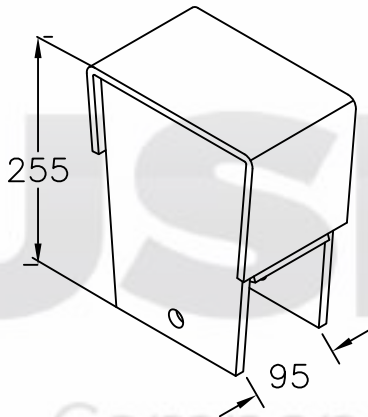
71.53
Suporte central do SR 2000 à 2002



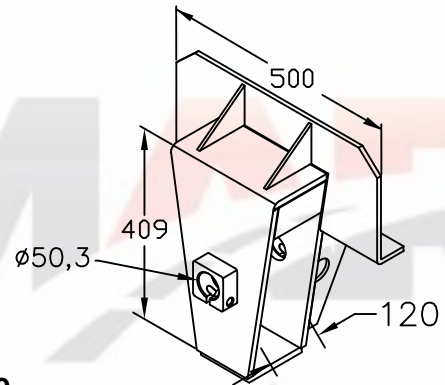
71.54
Suporte central do SR 1996



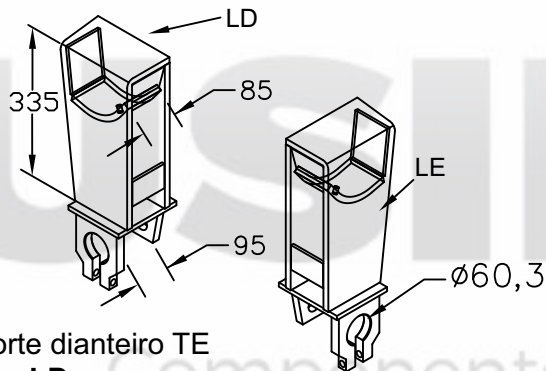
71.55
Suporte dianteiro do SR 2001



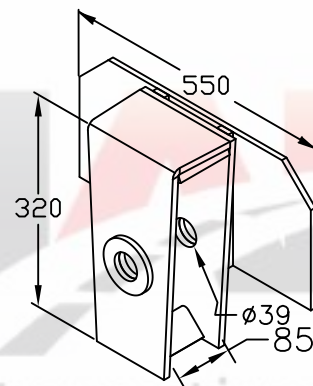
71.56
Suporte traseiro do SR 2001



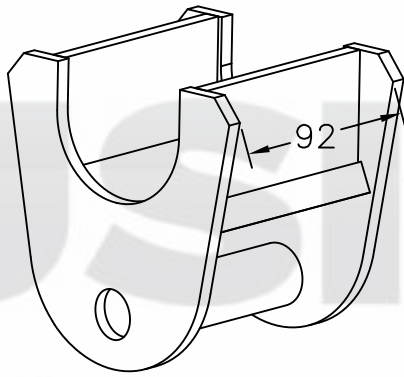
76.09
Suporte central do TE



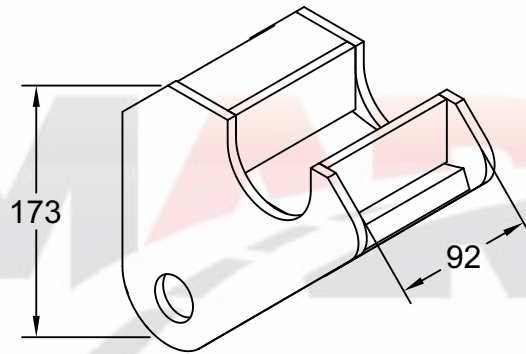
Suporte dianteiro TE
76.10 - LD
76.11 - LE



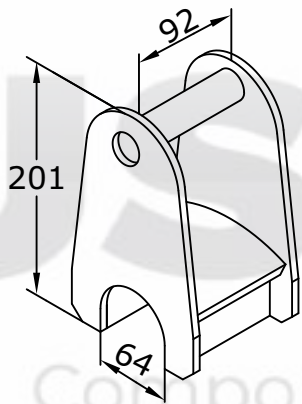
76.12
Suporte traseiro do TE



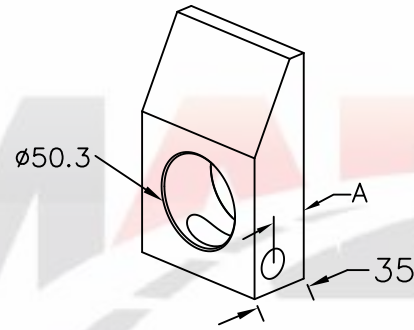
80.09
Sapata Móvel Traseira do SR 2003




80.10
Sapata Móvel Dianteira do SR 2003



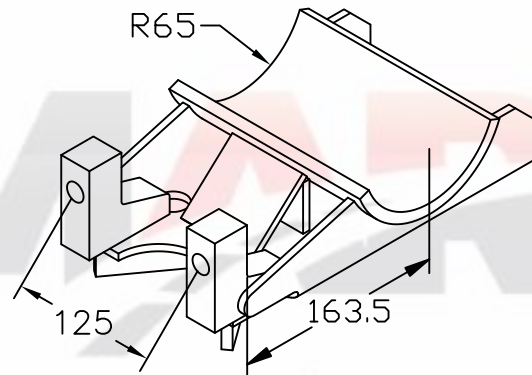
80.11
Esfrega móvel traseira (florestal) do SR



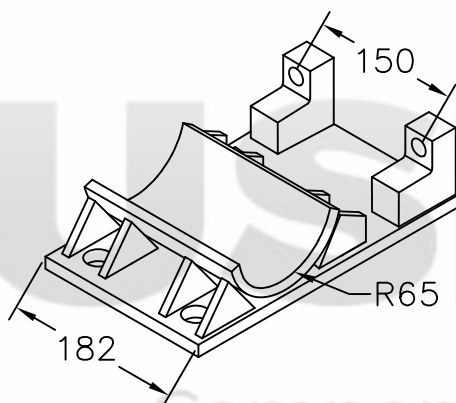
Mancal do Pino da Balança do SR
81.26 - Externo, com furo A = 22mm
81.29 - Mancal do suporte central A = 17,5mm
81.27 - Interno, sem furo



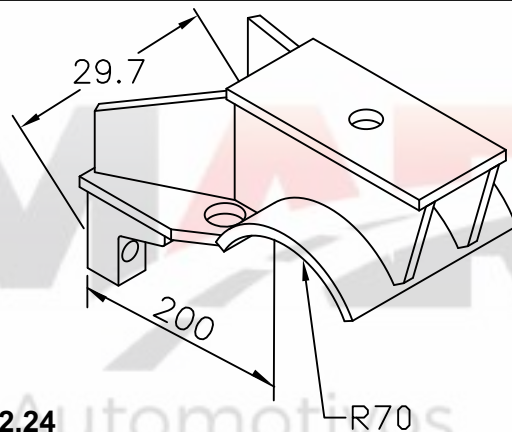
81.40
Sapata do SR



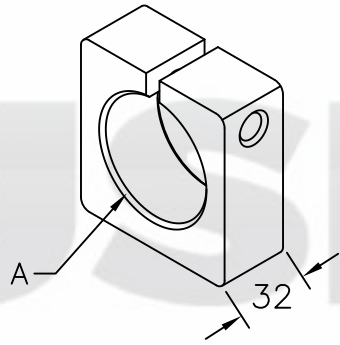
81.74
Sapata inferior do SR 2003



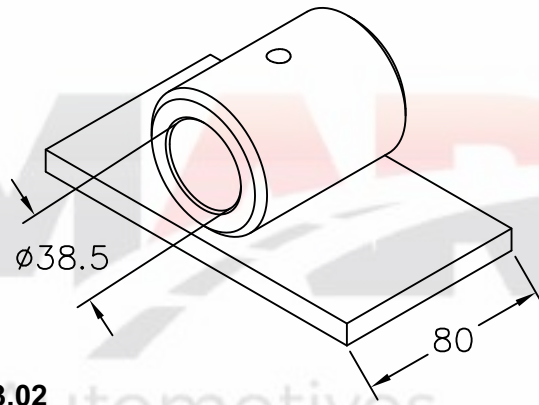
81.97
Sapata com mancal para pino tensor do SR



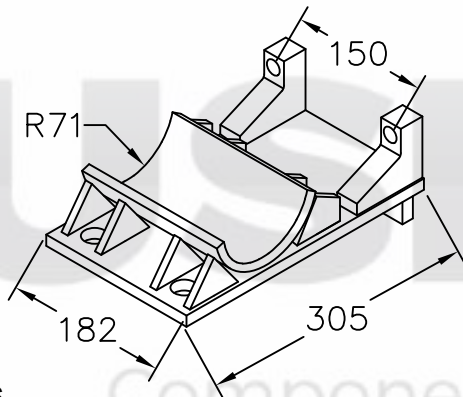
82.24
Sapata superior do SR 2000



Mancal para pino de balança do TE
82.50 - A = Ø50mm
82.81 - A = Ø60mm

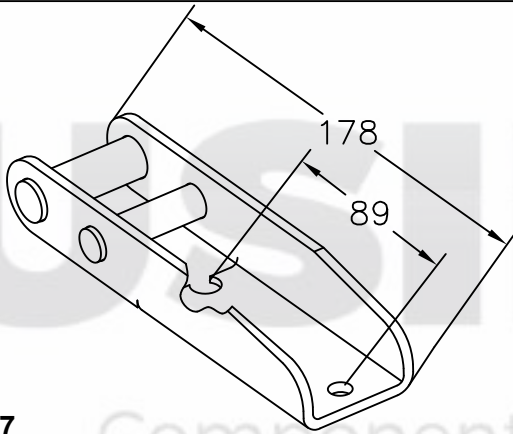


83.02
 Deslizante do suporte traseiro do TE

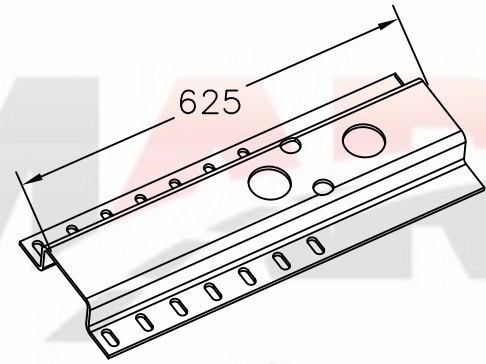


83.26
 Sapata do SR c/ mancal para eixo Ø 138mm

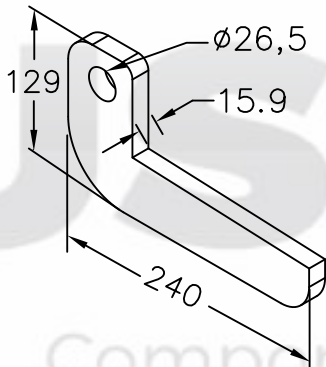
RODOCLARA



20.37
Engate da tampa moderna da carroceria

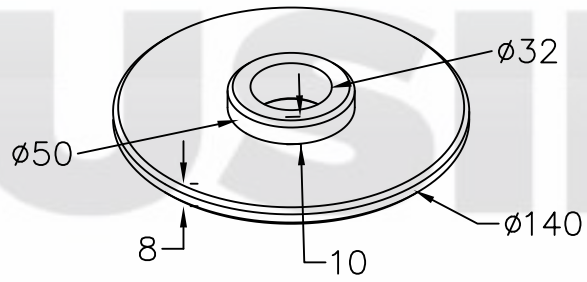


22.57
Fixador do pé mecânico

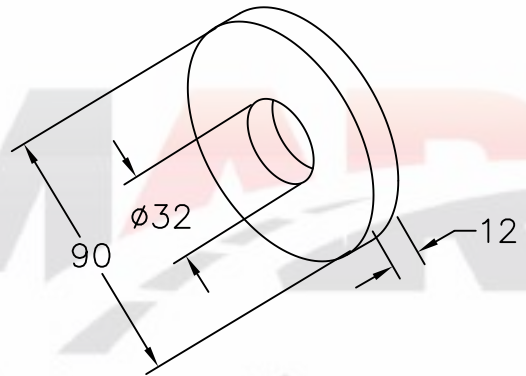


24.97
Articulação da tampa para basculante

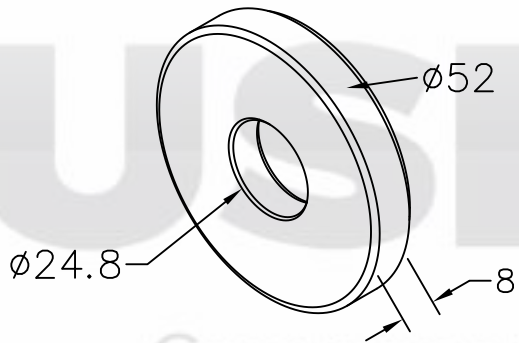
RODOCLARA



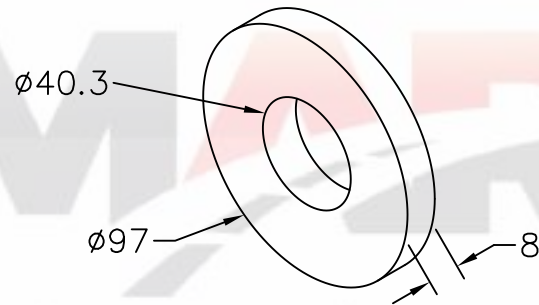
30.48
Arruela do SR



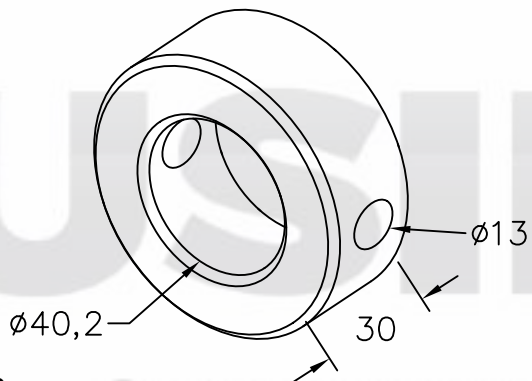
30.62
Arruela do SR



30.69
Arruela para restaurar sapata do SR

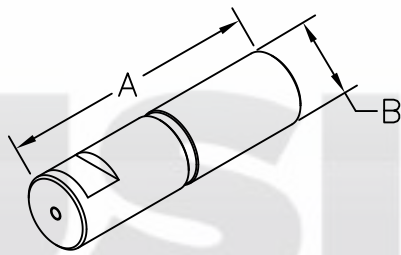


30.95
Arruela interna do suporte traseiro do TE

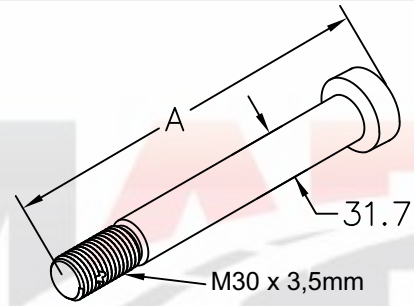


83.50
Mancal externo do suporte traseiro do TE

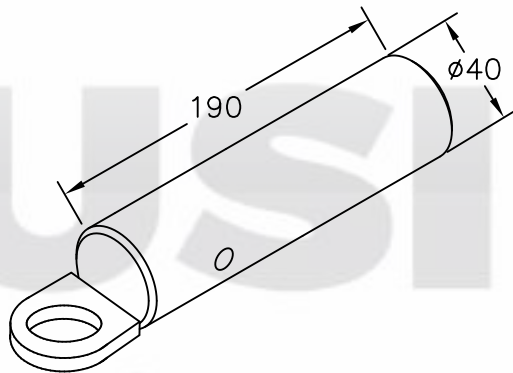
RODOCLARA



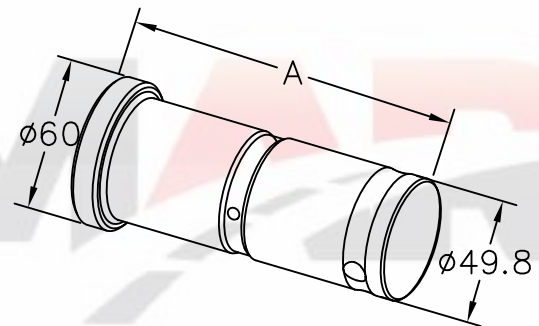
Pino da balança do SR
41.06 - A = 200mm B = Ø50mm
41.13 - A = 200mm B = Ø60mm
41.15 - A = 240mm B = Ø50mm
41.82 - A = 260mm B = Ø50mm



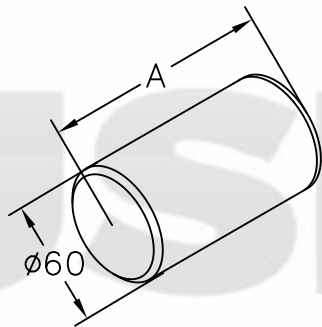
Pino do SR
41.07 - A = 270mm
41.08 - A = 230mm
41.57 - A = 290mm



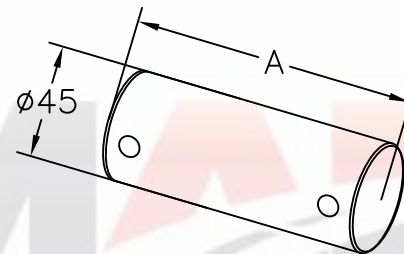
41.24
 Pino do suporte traseiro do TE



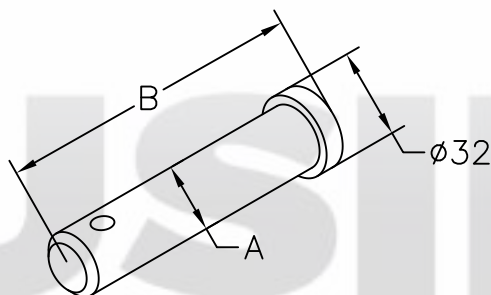
Pino da basculante
41.28 - A = 136mm
42.52 - A = 120mm



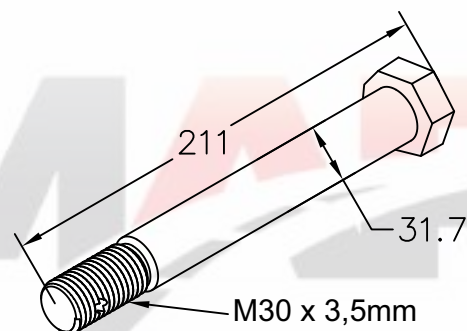
Pino basculante
42.11 - A = 930mm
42.12 - A = 115mm



Pino de articulação da caçamba
42.13 - A = 160mm
42.53 - A = 300mm
42.54 - A = 400mm
42.55 - A = 570mm

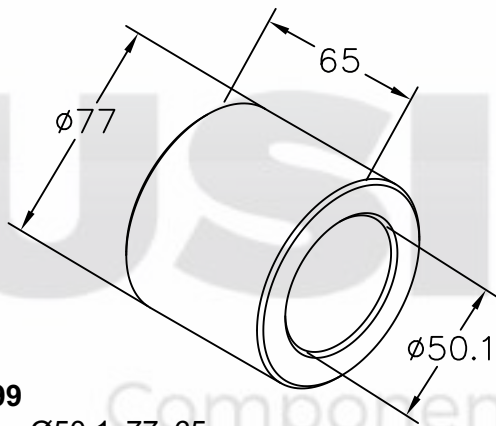


Pino do semi-reboque
42.50 - A = Ø25mm B = 88mm
41.56 - A = Ø25mm B = 121mm
42.51 - A = Ø27mm B = 118mm

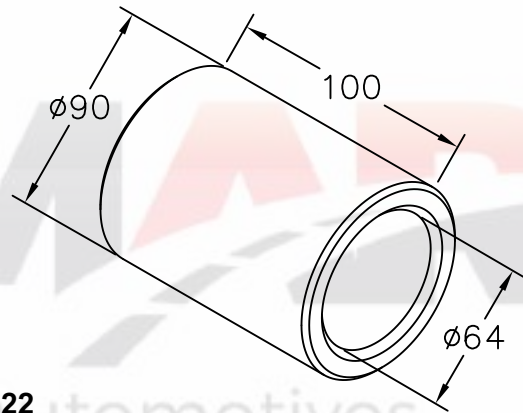


42.60
 Pino do SR cabeça sextavada

RODOCLARA



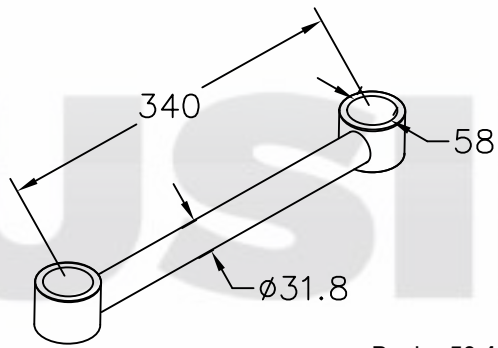
50.99
Bucha $\phi 50,1 \times 77 \times 65$ mm



51.22
Bucha externa especial

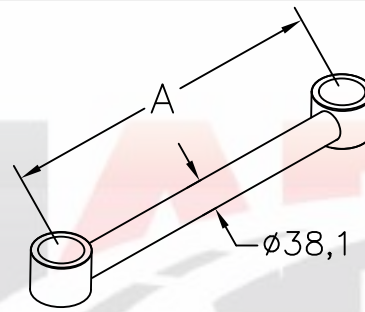


RODOCLARA



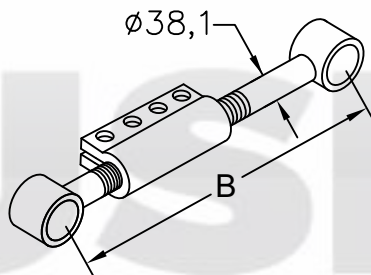
Bucha 50.11

60.60
Tensor fixo especial



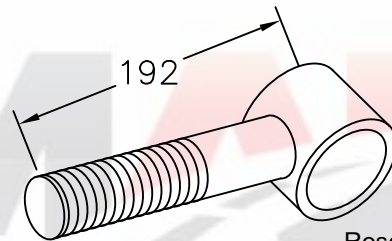
Bucha 50.13

Tensor Fixo
62.48 - A = 580mm
62.49 - A = 640mm
62.50 - A = 680mm
62.51 - A = 730mm



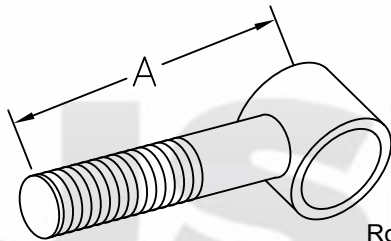
Bucha 50.13

Tensor Regulável
62.52 - A = 580mm
62.53 - A = 640mm
62.54 - A = 680mm
60.06 - A = 730mm



Rosca 10 Fpp
Bucha 50.13

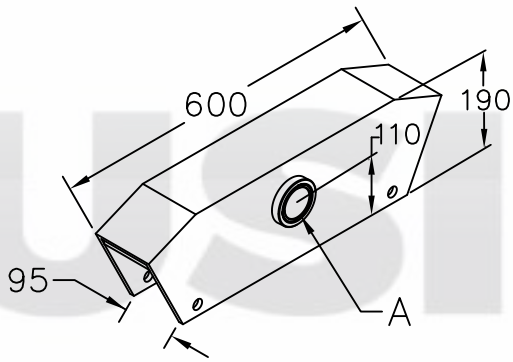
62.55
Ponteira do tensor do TE rosca direita



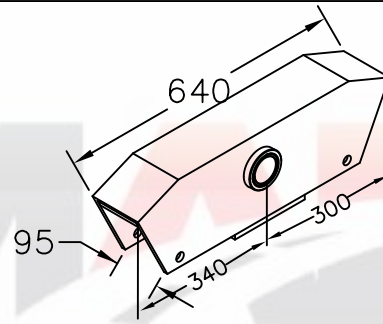
Rosca 10 Fpp
Bucha 50.13

Ponteira do tensor regulável rosca esquerda TE
62.56 - A = 520mm
62.57 - A = 470mm
62.58 - A = 370mm
62.59 - A = 430mm

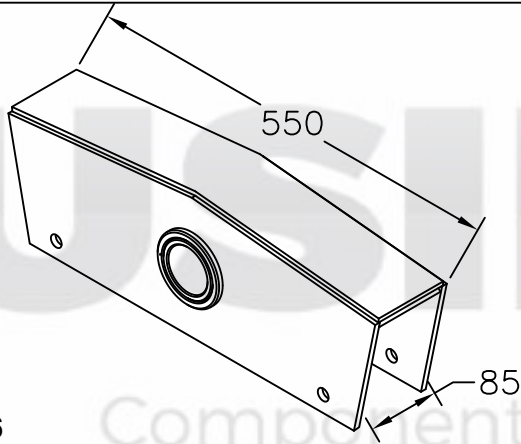
RODOCLARA



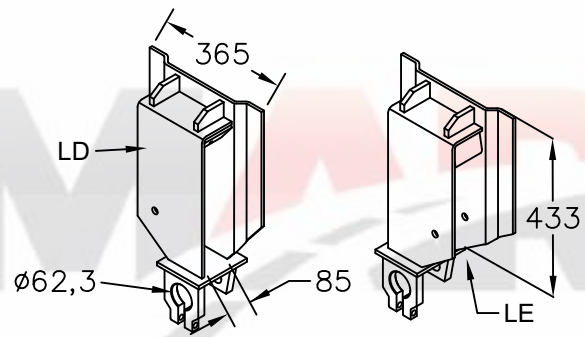
Balança do SR
70.17 - A = Ø60mm
70.18 - A = Ø50mm



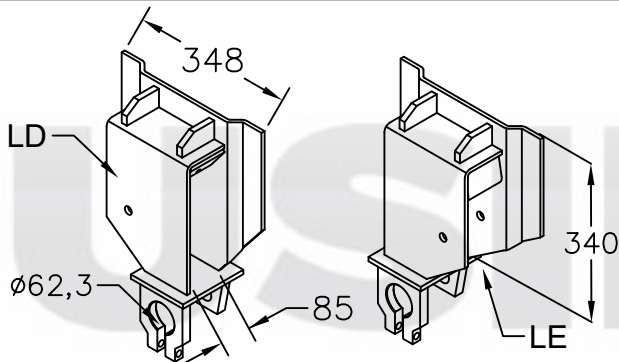
Balança do TE LS com bucha 120mm
 fora de centro
71.96 - A = Ø60mm
75.47 - A = Ø50mm



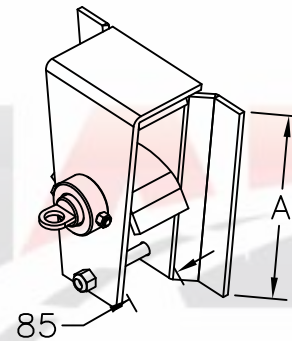
75.46
 Balança do TE para pino Ø60mm



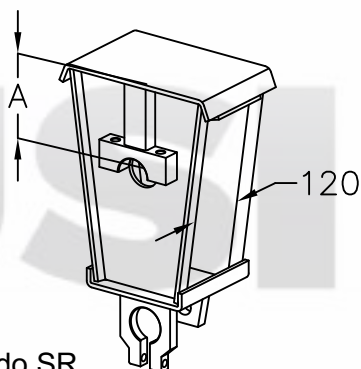
Suporte dianteiro do TE 3/8" 433mm
71.88 - LD
71.86 - LE



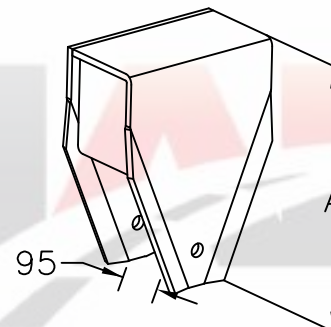
Suporte dianteiro do TE 3/8" 340mm
71.89 - LD
71.87 - LE



Suporte traseiro do TE rodoclara
72.36 - A = 350mm
72.37 - A = 300mm

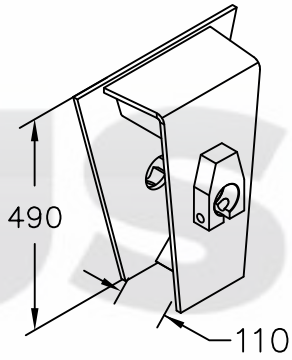


Suporte central do SR
72.52 - A = 162mm
77.15 - A = 190mm

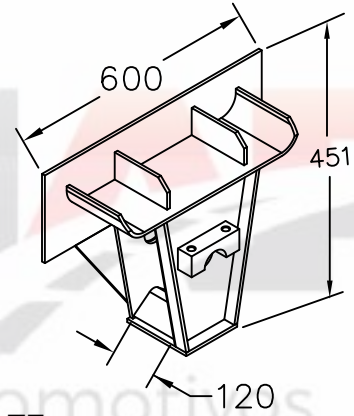


Suporte dianteiro e traseiro do SR
76.40 - A = 270mm
76.41 - A = 290mm

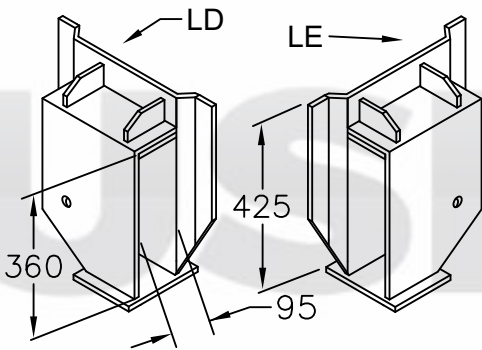
RODOCLARA



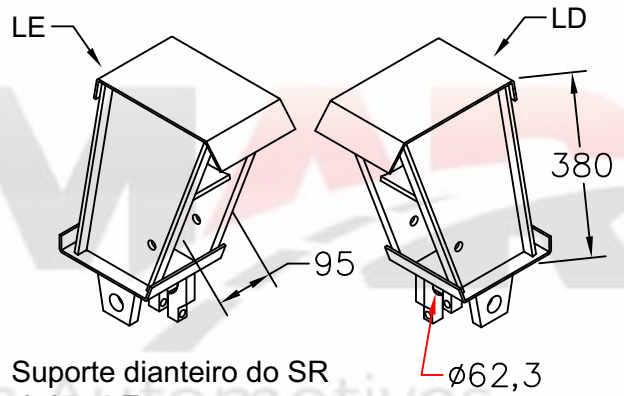
Suporte central do TE
76.42 - P/ pino Ø50mm
76.43 - P/ pino Ø60mm



76.44
Suporte do TE

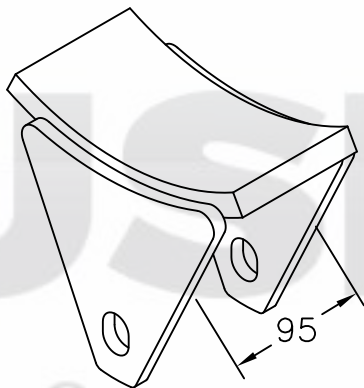


Suporte dianteiro do TE com chapa 1/2"
76.46 - LD
76.45 - LE

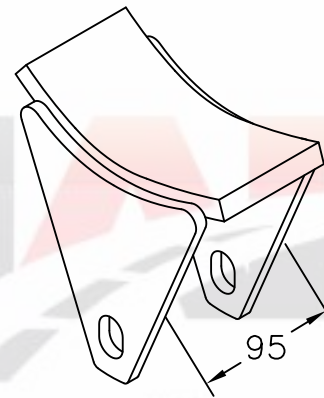


Suporte dianteiro do SR
76.47 - LE
76.48 - LD

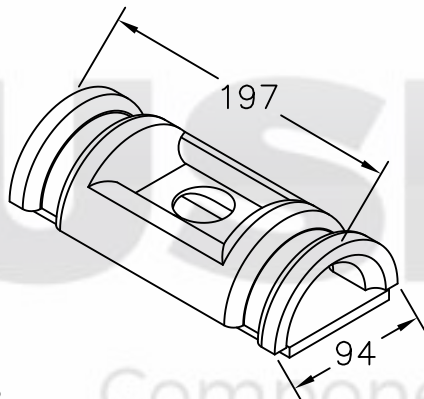
RODOCLARA



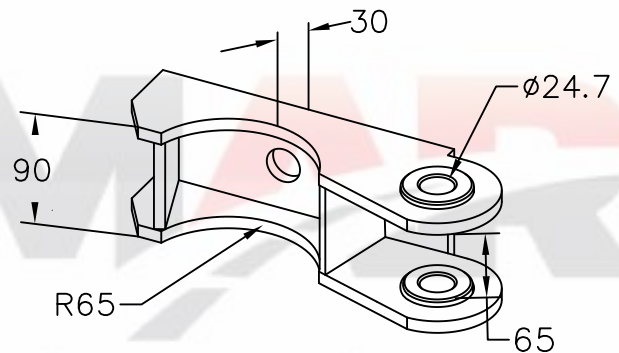
80.28
Esfrega móvel do suporte dianteiro do SR



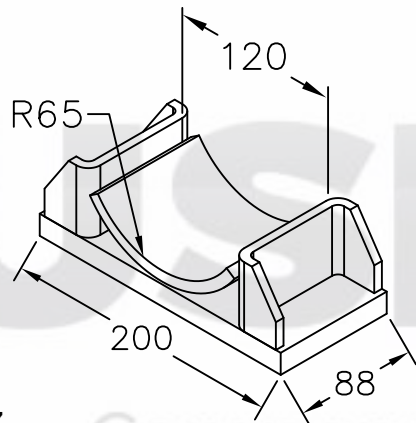
80.29
Esfrega móvel do suporte traseiro do SR



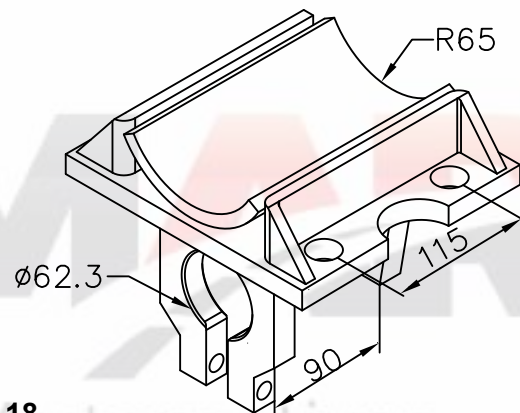
82.03
Separador do grampo de mola do SR



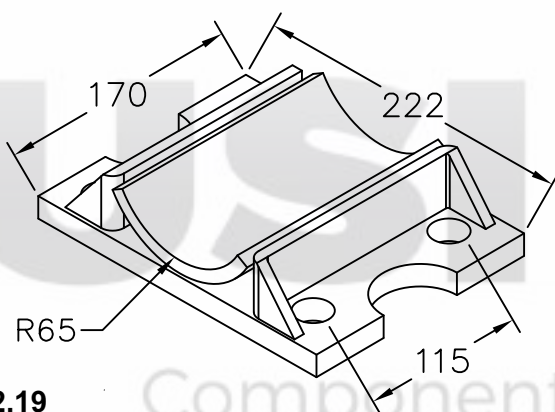
82.16
Sapata do SR eixo redondo



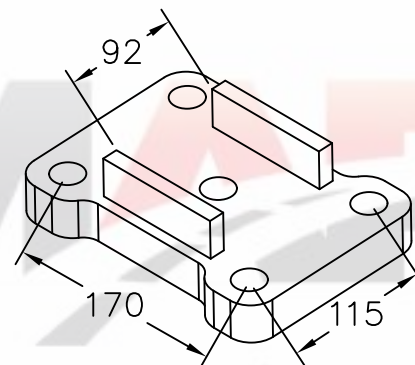
82.17
Sapata feixe de mola eixo redondo



82.18
Sapata com mancais Rodoviária do SR

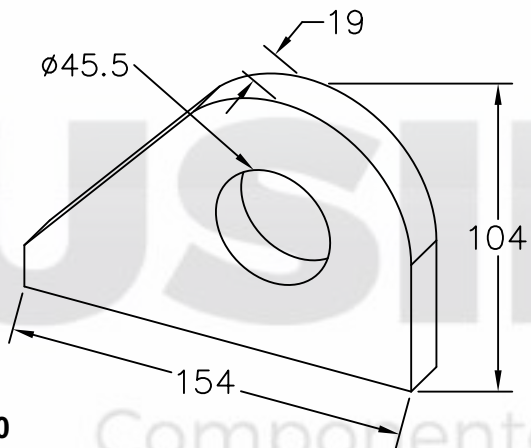


82.19
Sapata inferior do SR

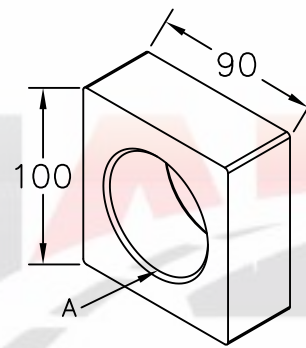


82.27
Sapata inferior do SR

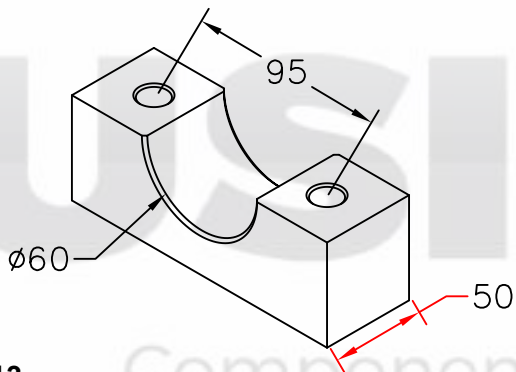
RODOCLARA



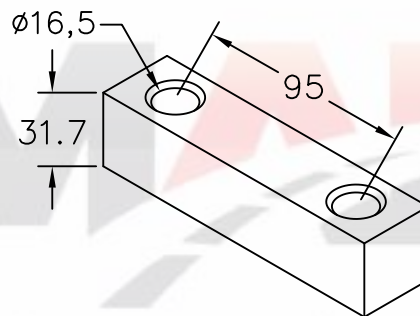
82.60
Mancal do pino da basculante



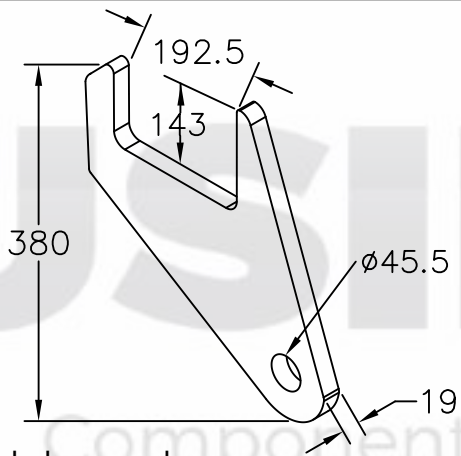
Mancal interno do pino da balança sem furo
82.82 - A = 60mm
82.20 - A = 50mm



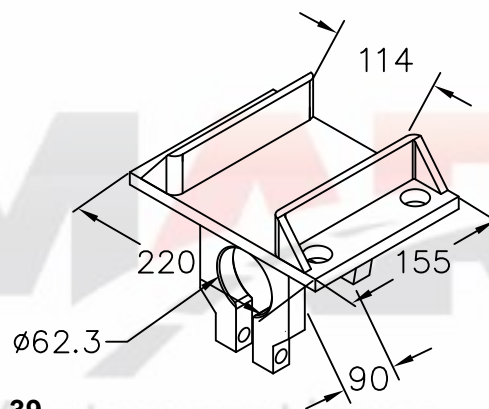
83.13
Mancal maciço do SR p/ pino balança Ø60



83.14
Chaveta inferior maciça para o pino da balança



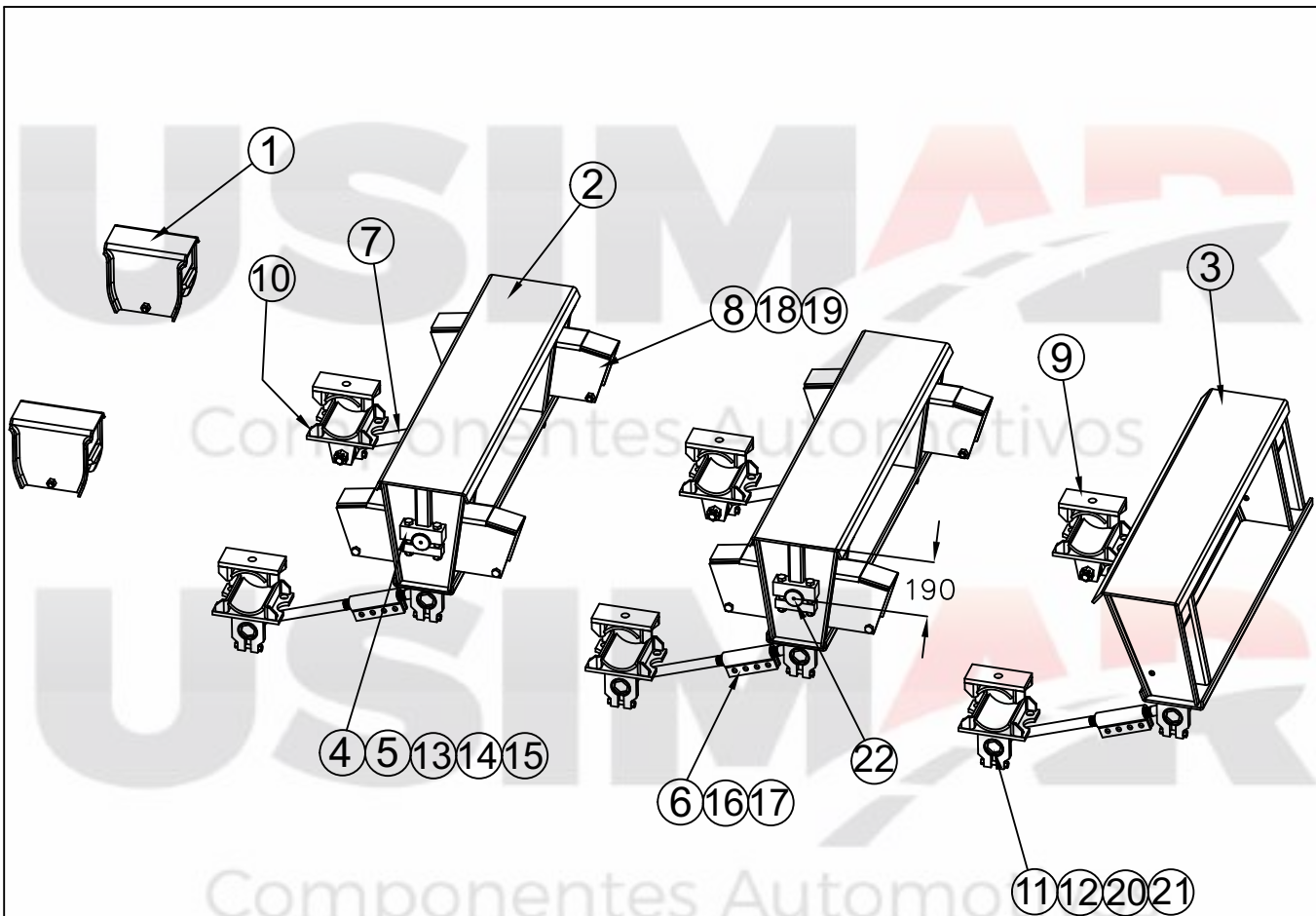
83.38
Garfo de lek da caçamba



83.39
Sapata inferior do TE



RODOCLARA

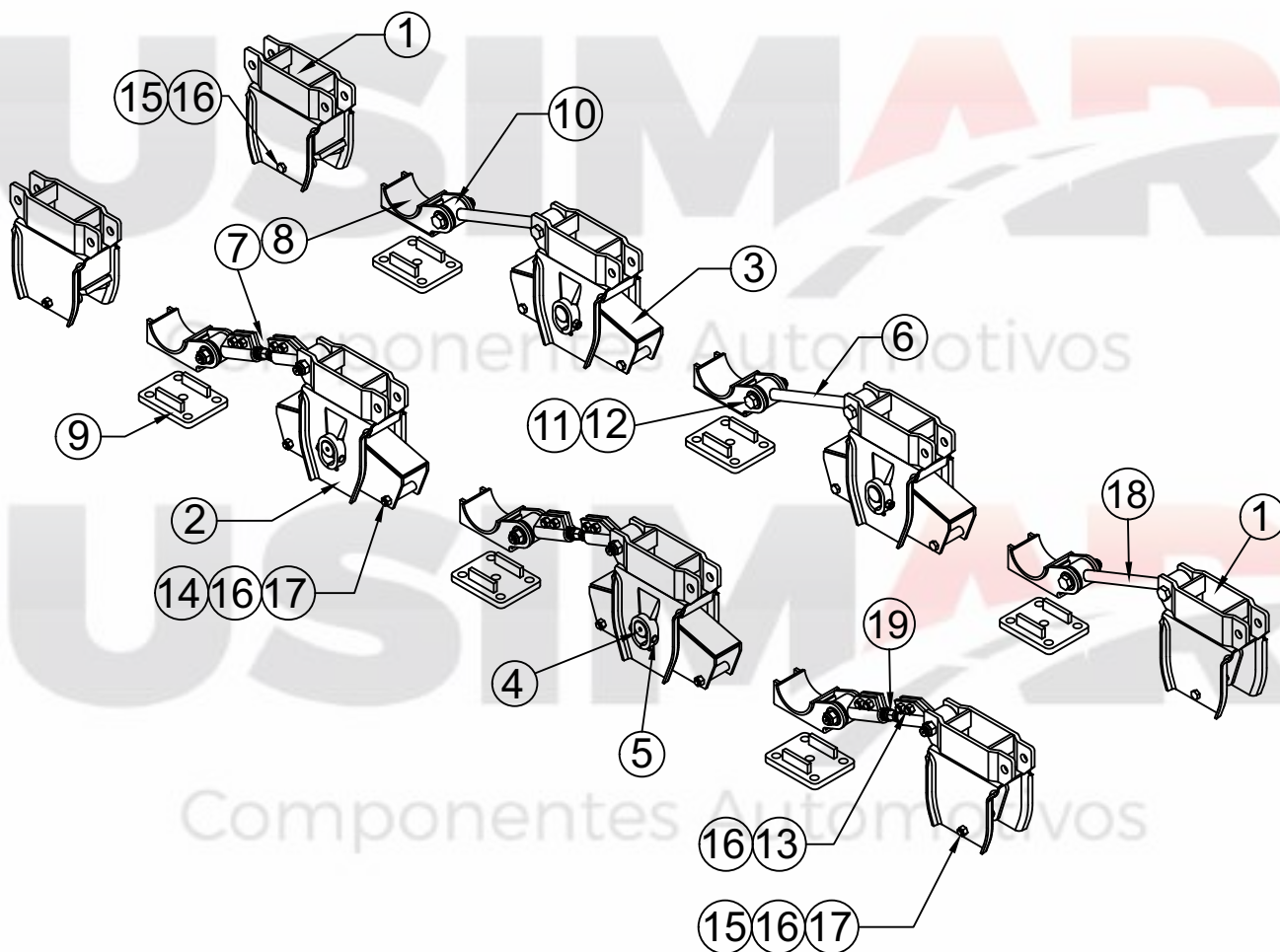


75.36

Suspensão 3 Eixos Alta do SR

N°	Qtd.	Código	Denominação
01	02	71.62	Suporte traseiro
02	02	75.36.10	Cadeira Central
03	01	75.36.20	Cadeira Dianteira
04	04	75.36.40	Mancal trava pino
05	04	41.13/esp	Pino da balança
06	03	60.04	Tensor regulável
07	03	61.43	Tensor Fixo
08	04	70.17	Balança para pino Ø60mm
09	06	82.17	Sapata superior
10	06	82.18	Sapata inferior
11	12	41.04	Pino do Tensor
12	12	50.04	Porca do pino tensor
13	08		Parafuso M16 x 125mm
14	08		Porca M16
15	08		Arruela de pressão
16	12		Parafuso M16 x 50mm
17	12		Porca M16 autotravante
18	12		Parafuso 5/8" x 6" zincado
19	12		Porca 5/8" autotravante
20	12		Parafuso 1/2" x 90mm
21	12		Porca 1/2" autotravante
22	04		Graxeira

RODOCLARA



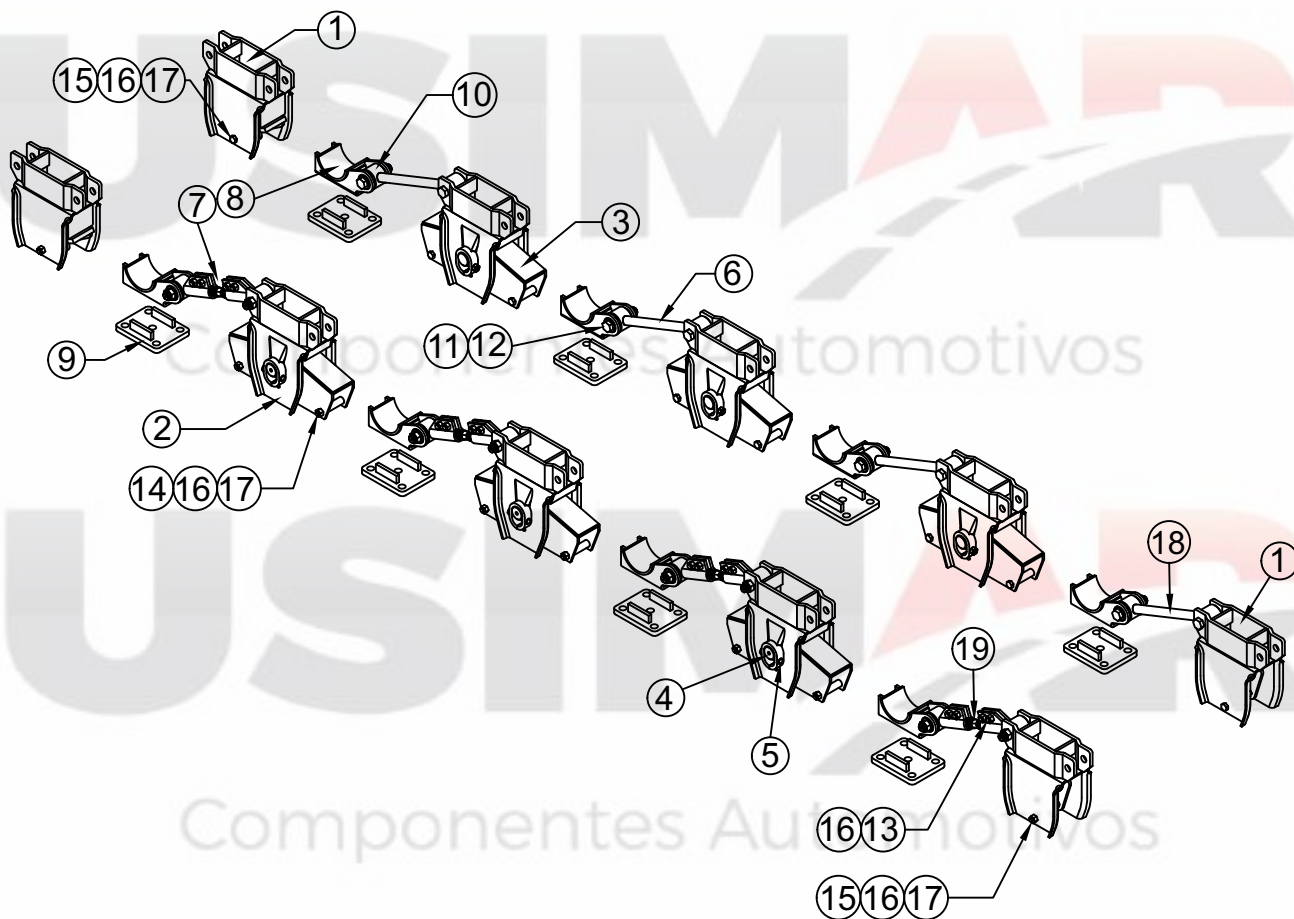
Suspensão Carrega Tudo - Suporte Dianteiro Reto

76.89 - 3 EIXOS

76.88 - 2 EIXOS

Nº	Qtd.	Código	Denominação
01	04	72.33	Suporte Dianteiro/Traseiro
02	04	72.34	Suporte Central
03	04	70.20	Balança
04	04	40.01	Pino da Balança
05	08	41.18	Contrapino do Mancal + porca 9/16"
06	02	62.61	Tensor Fixo 430mm
07	02	62.62	Tensor Regulável 430mm
08	06	81.05	Sapata Superior p/ Ø130mm
09	06	83.46	Sapata Inferior c/ furos Ø26mm
10	12	90.63	Bucha Molecular
11	12	41.16	Parafuso do Tensor
12	12	50.26	Porca do Pino do Tensor
13	12		Parafuso 5/8" X 2" zincado
14	08		Parafuso 5/8" x 5" zincado
15	20		Porca 5/8" autotravante
16	12	82.04	Tubo
18	01	62.63	Tensor fixo c/ 320mm
19	01	62.64	Tensor regulável c/ 320mm

Nº	Qtd.	Código	Denominação
01	04	72.33	Suporte Dianteiro/Traseiro
02	02	72.34	Suporte Central
03	02	70.20	Balança
04	02	40.01	Pino da Balança
05	04	41.18	Contrapino do Mancal + porca 9/16"
06	01	62.61	Tensor Fixo 430mm
07	01	62.62	Tensor Regulável 430mm
08	04	81.05	Sapata Superior p/ Ø130mm
09	04	83.46	Sapata Inferior c/ furos Ø26mm
10	08	90.63	Bucha Molecular
11	08	41.16	Parafuso do Tensor
12	08	50.26	Porca do Pino do Tensor
13	08		Parafuso 5/8" X 2" zincado
14	04		Parafuso 5/8" x 5" zincado
15	12		Porca 5/8" autotravante
16	04	82.04	Tubo
18	01	62.63	Tensor fixo c/ 320mm
19	01	62.64	Tensor regulável c/ 320mm

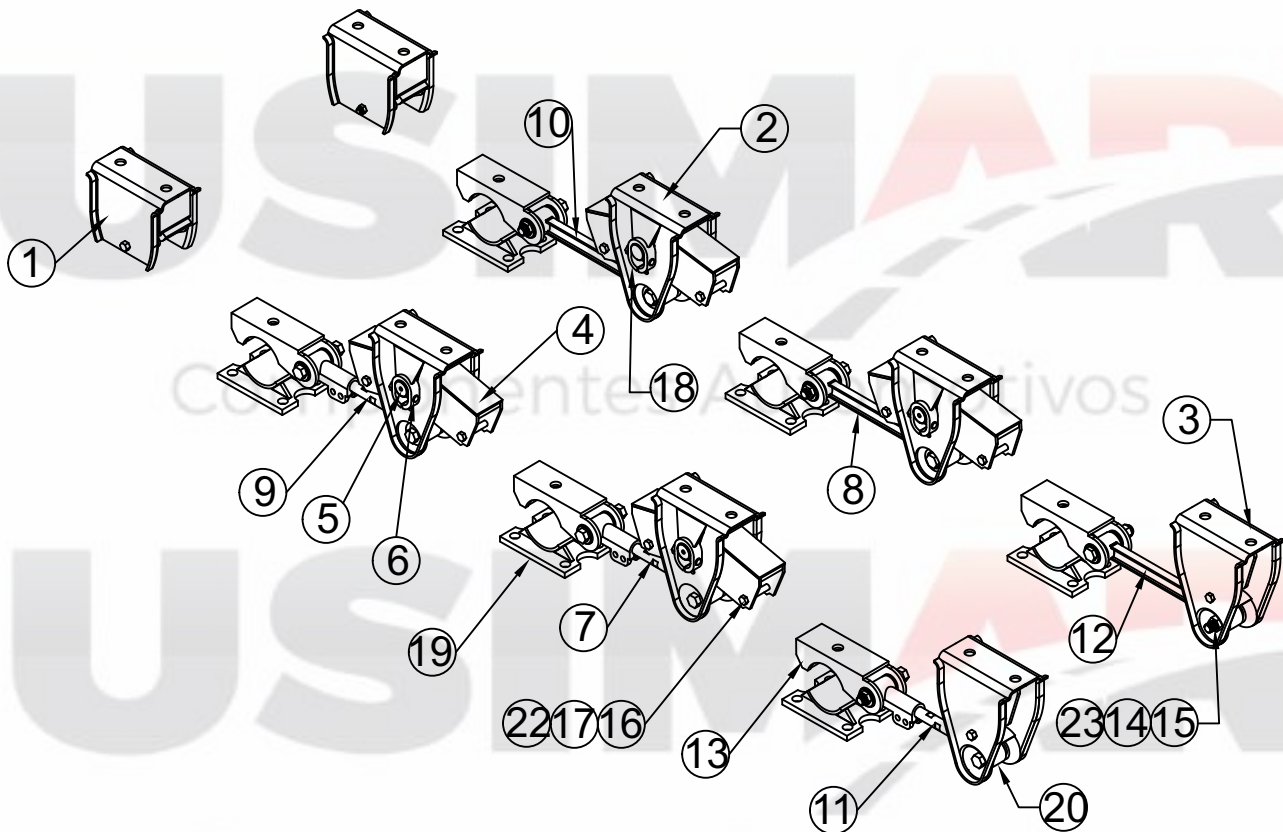


76.90

Suspensão Carrega Tudo 4 Eixos Suporte Dianteiro Reto

Nº	Qtd.	Código	Denominação
01	04	72.33	Suporte Dianteiro/Traseiro
02	06	72.34	Suporte Central
03	06	70.20	Balança
04	06	40.01	Pino da Balança
05	12	41.18	Contrapino do Mancal + porca 9/16"
06	03	62.61	Tensor Fixo 430mm
07	03	62.62	Tensor Regulável 430mm
08	08	81.05	Sapata Superior p/ Ø130mm
09	08	83.46	Sapata Inferior c/ furos Ø26mm
10	16	90.63	Bucha Molecular
11	16	41.16	Parafuso do Tensor
12	18	50.26	Porca do Pino do Tensor
13	16		Parafuso 5/8" X 2" zincado
14	12		Parafuso 5/8" x 5" zincado
15	28		Porca 5/8" autotravante
16	12	82.04	Tubo
17	12		Arruela de Pressão 5/8"
18	01	62.63	Tensor fixo c/ 320mm
19	01	62.64	Tensor regulável c/ 320mm

RODOCLARA

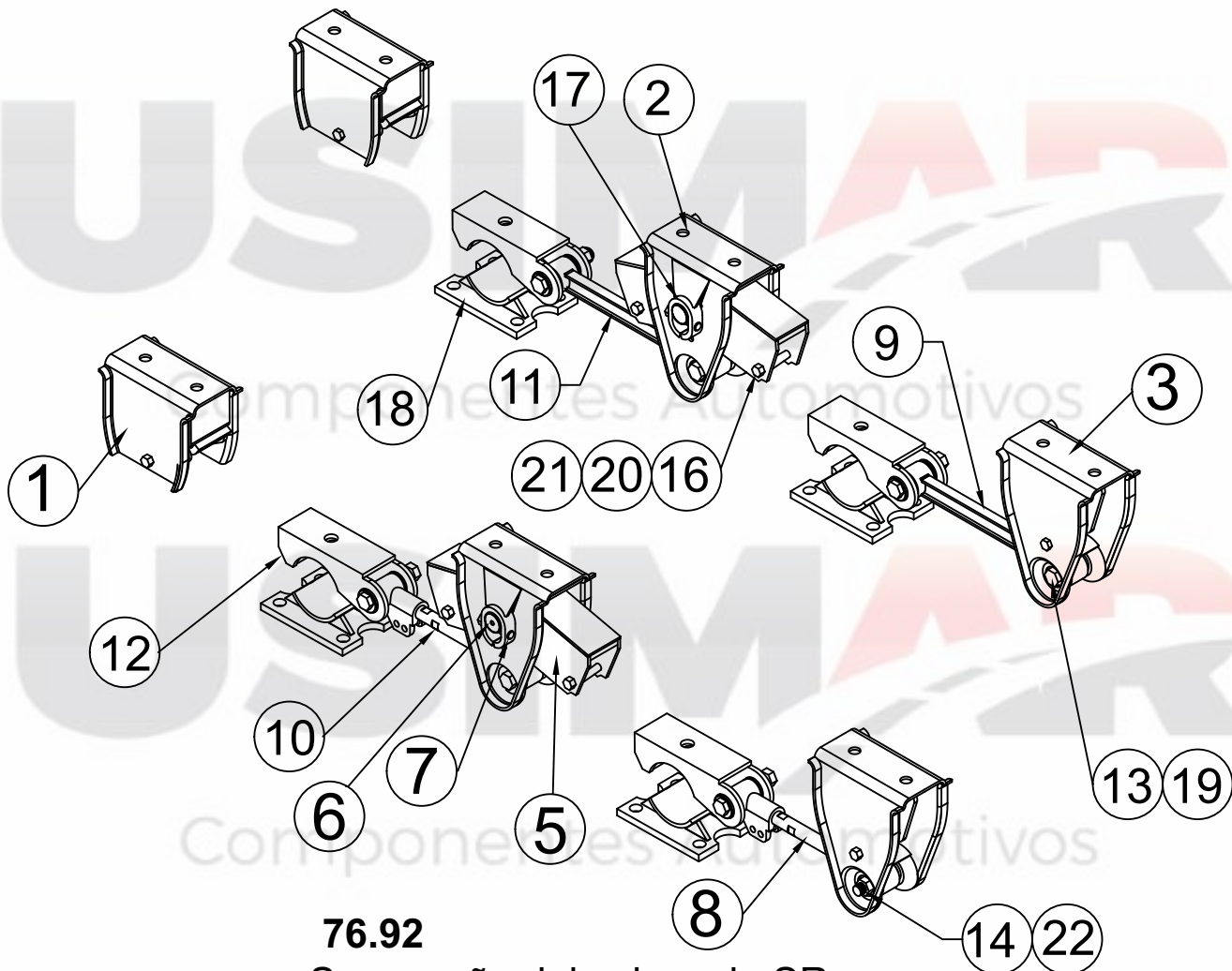


76.91

Suspensão três eixos do semi-reboque

N°	Qtd.	Código	Denominação
01	02	71.62	Suporte traseiro
02	04	71.64	Suporte central
03	02	71.66	Suporte dianteiro
04	04	70.10	Balança
05	04	40.01	Pino da balança
06	08	41.18	Pino do mancal
07	03	60.29	Tensor regulável c/ 480mm
08	03	60.30	Tensor fixo c/ 480mm
09	01	60.31	Tensor regulável c/ 510mm
10	01	60.32	Tensor fixo c/ 510mm
11	01	62.65	Tensor regulável c/ 340mm
12	01	62.66	Tensor fixo c/ 340mm
13	06	82.16	Sapata Superior
14	12	41.16	Pino tensor
15	12	50.26	Porca do pino tensor
16	08		Parafuso 5/8" x 5"
17	08		Porca 5/8"
18	08	80.34	Mancal
19	06	82.19	Sapata Inferior
20	12	90.63	Bucha molecular 2000
22	08	82.04	Tubo
23	12	30.92	Arruela lisa

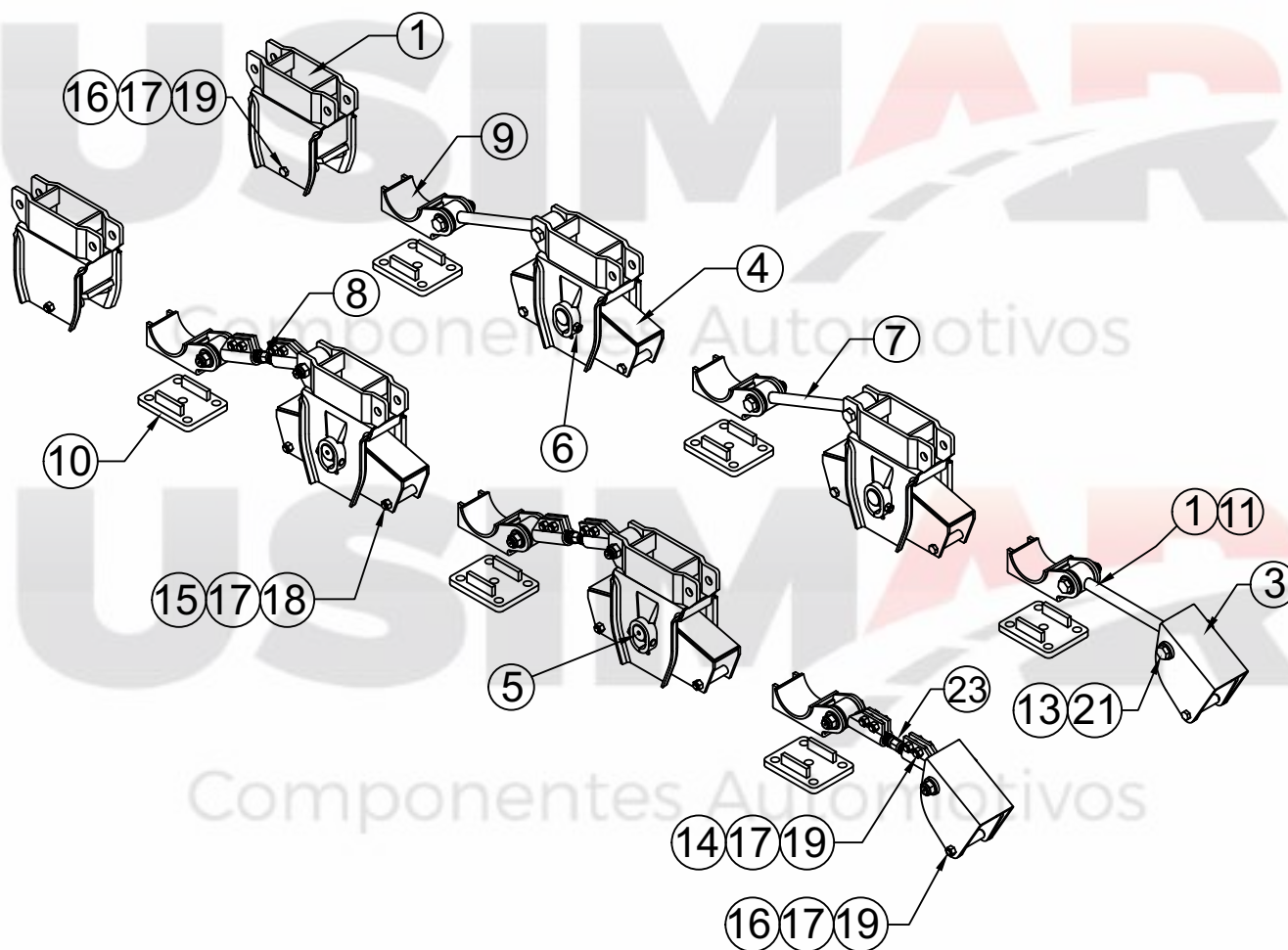
RODOCLARA



76.92

Suspensão dois eixos do SR

N°	Qtd.	Código	Denominação
01	02	71.62	Suporte traseiro
02	02	71.64	Suporte central
03	02	71.66	Suporte dianteiro
05	02	70.10	Balança
06	02	40.01	Pino da balança
07	04	41.18	Pino do mancal
08	01	60.29	Tensor regulável 480mm
09	01	60.30	Tensor fixo 480mm
10	01	60.31	Tensor regulável 510mm
11	01	60.32	Tensor fixo 510mm
12	04	82.16	Sapata Superior
13	08	41.16	Pino tensor
14	08	50.26	Porca do pino tensor
16	04		Porca 5/8"
17	04	80.34	Mancal
18	04	82.19	Sapata Inferior
19	08	90.63	Bucha molecular 2000
20	04	82.04	Tubo
21	04		Parafuso 5/8" X 5"
22	08	30.92	Arruela lisa



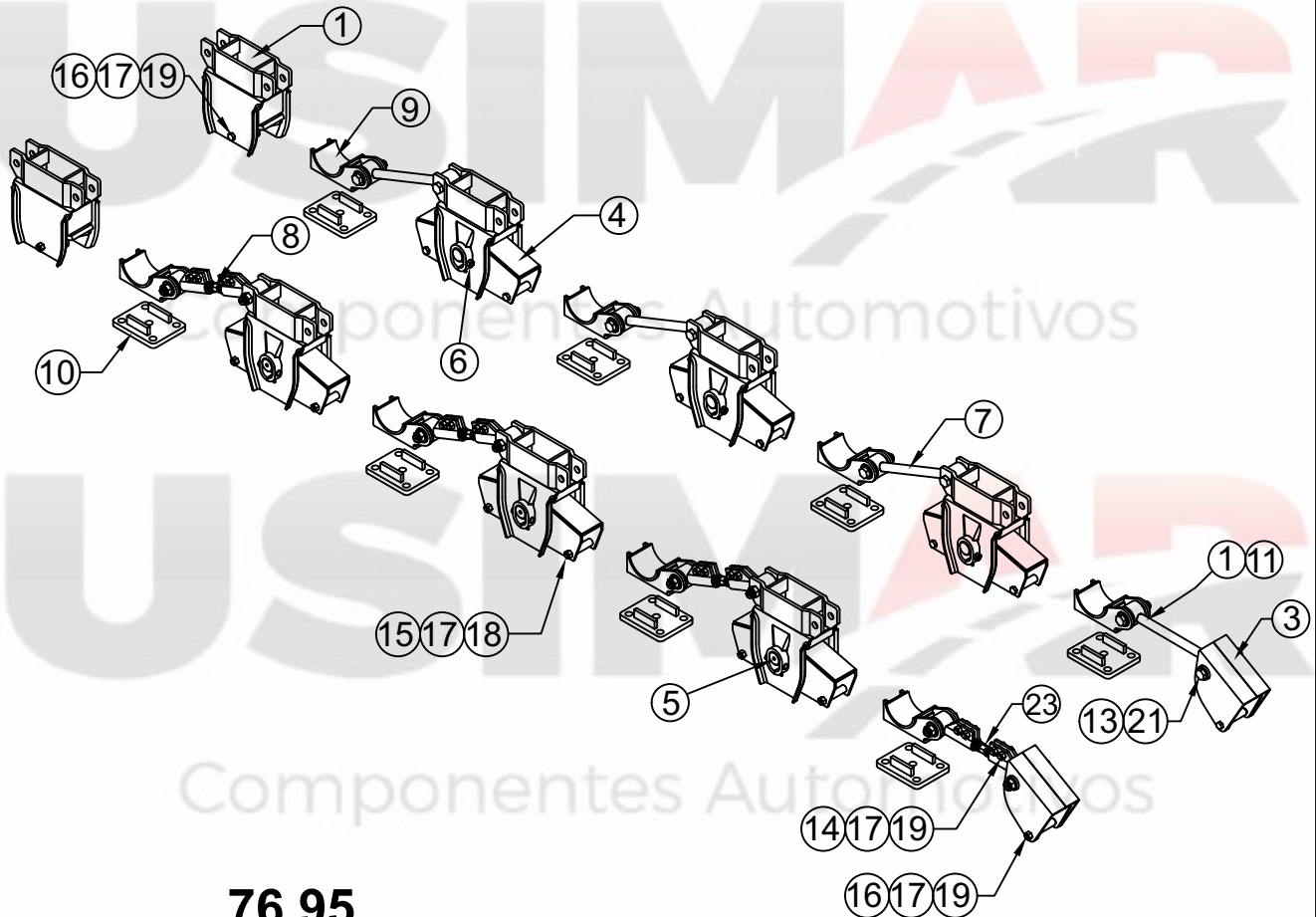
Suspensão Carrega - Suporte Dianteiro inclinado

76.94 - 3 EIXOS

76.93 - 2 EIXOS

Nº	Qtd.	Código	Denominação
01	02	72.33	Suporte Traseiro
02	04	72.34	Suporte Central
03	02	72.35	Suporte Dianteiro Inclinado
04	04	70.20	Balança
05	04	40.01	Pino da Balança
06	08	41.18	Contrapino do Mancal + porca 9/16"
07	02	62.61	Tensor Fixo 430mm
08	02	62.62	Tensor Regulável 430mm
09	06	81.05	Sapata Superior
10	06	83.46	Sapata Inferior c/ furo Ø26mm
11	12	90.63	Bucha Molecular
12	10	41.16	Parafuso do Tensor
13	12	50.26	Porca do Pino do Tensor AT
14	12		Parafuso 5/8" X 2" zincado
15	08		Parafuso 5/8" x 5" zincado
16	04		Parafuso 5/8" x 6" zincado
17	24		Porca 5/8" autotravante
18	08	82.04	Tubo Ø1" x 92mm
19	04		Tubo Ø1" x 97mm
21	02	41.52	Pino do tensor M24 x 2mm
22	01	62.63	Tensor fixo c/ 320mm
23	01	62.64	Tensor regulável c/ 320mm

Nº	Qtd.	Código	Denominação
01	02	72.33	Suporte Traseiro
02	02	72.34	Suporte Central
03	02	72.35	Suporte Dianteiro Inclinado
04	02	70.20	Balança
05	02	40.01	Pino da Balança
06	04	41.18	Contrapino do Mancal + porca 9/16"
07	01	62.61	Tensor Fixo 430mm
08	01	62.62	Tensor Regulável 430mm
09	04	81.05	Sapata Superior
10	04	83.46	Sapata Inferior c/ furo Ø26mm
11	08	90.63	Bucha Molecular
12	06	41.16	Parafuso do Tensor
13	08	50.26	Porca do Pino do Tensor AT
14	08		Parafuso 5/8" X 2" zincado
15	04		Parafuso 5/8" x 5" zincado
16	04		Parafuso 5/8" x 6" zincado
17	16		Porca 5/8" autotravante
18	04	82.04	Tubo Ø1" x 92mm
19	04		Tubo Ø1" x 97mm
21	02	41.52	Pino do tensor M24 x 2mm
22	01	62.63	Tensor fixo c/ 320mm
23	01	62.64	Tensor regulável c/ 320mm

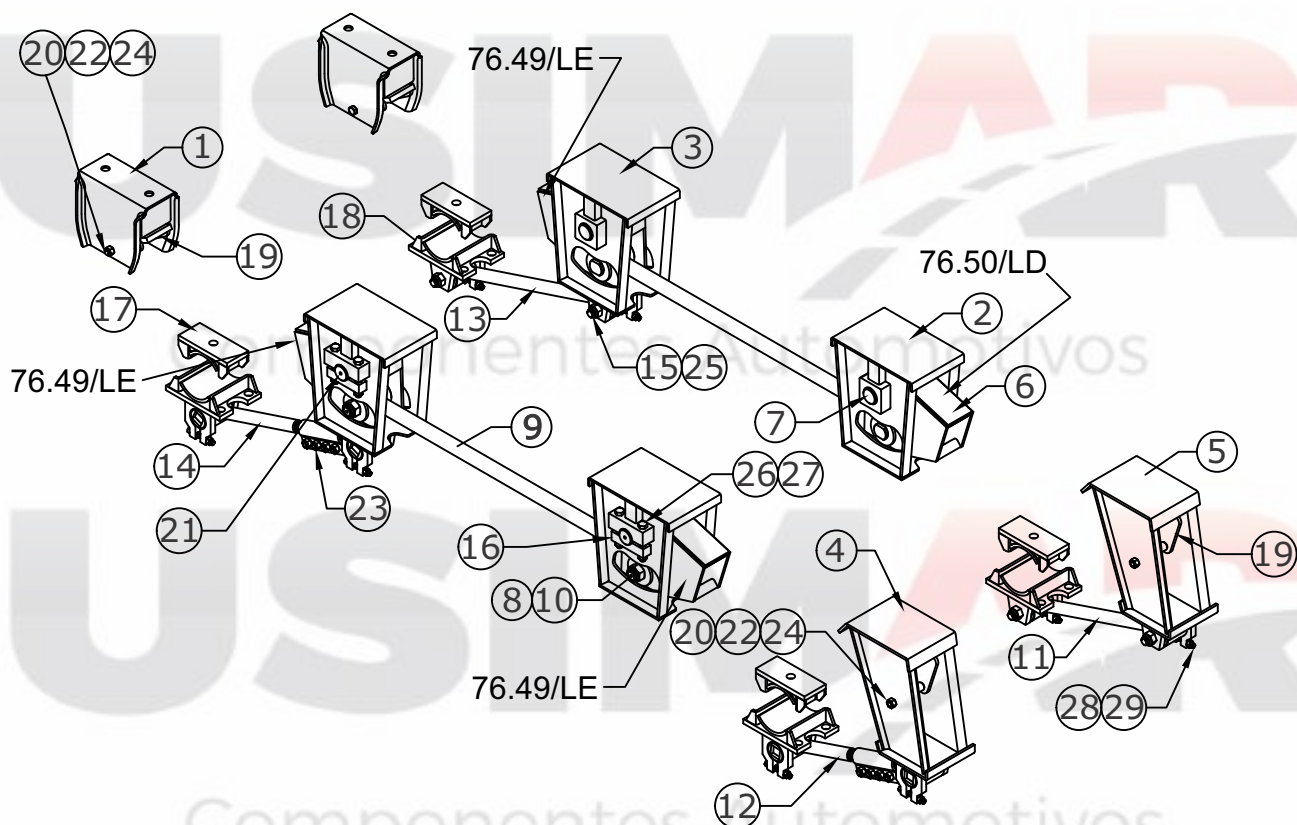


76.95

Suspensão Carrega tudo 4 Eixos Suporte Dianteiro inclinado

Nº	Qtd.	Código	Denominação
01	02	72.33	Suporte Traseiro
02	06	72.34	Suporte Central
03	02	72.35	Suporte Dianteiro Inclinado
04	06	70.20	Balança
05	06	40.01	Pino da Balança
06	12	41.18	Contrapino do Mancal + porca 9/16"
07	03	62.61	Tensor Fixo 430mm
08	03	62.62	Tensor Regulável 430mm
09	08	81.05	Sapata Superior
10	08	83.46	Sapata Inferior c/ furo Ø26mm
11	16	90.63	Bucha Molecular
12	14	41.16	Parafuso do Tensor
13	16	50.26	Porca do Pino do Tensor AT
14	16		Parafuso 5/8" X 2" zincado
15	12		Parafuso 5/8" x 5" zincado
16	04		Parafuso 5/8" x 6" zincado
17	32		Porca 5/8" autotravante
18	12	82.04	Tubo Ø1" x 92mm
19	04		Tubo Ø1" x 97mm
21	02	41.52	Pino do tensor M24 x 2mm
22	01	62.63	Tensor fixo c/ 320mm
23	01	62.64	Tensor regulável c/ 320mm

RODOCLARA

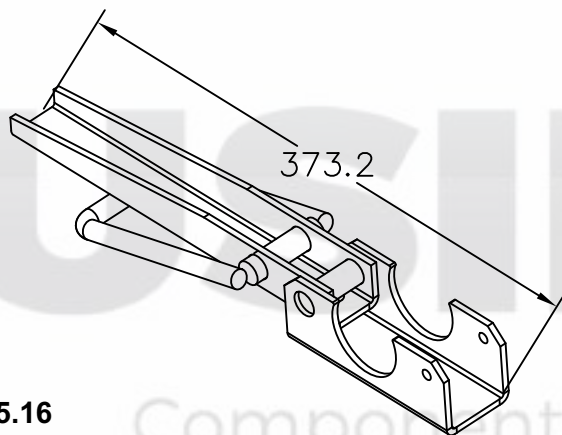


76.97

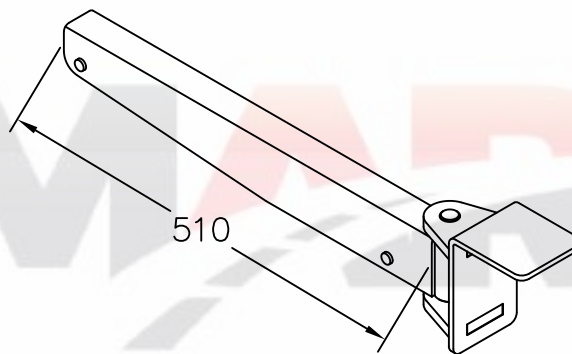
Suspensão Distanciada 02 Eixos SR

Nº	Qtd.	Código	Denominação
01	02	71.62	Suporte Traseiro
02	02	76.98	Suporte Central Dianteiro s/ mancal pino Ø50
03	02	76.99	Suporte Central Traseiro c/ mancal pino Ø50
04	01	77.00	Suporte Dianteiro ESPECIAL
05	01	77.01	Suporte Dianteiro ESPECIAL
06	04	76.49/50	Balança pino Ø50mm
07	04	41.15	Pino da Balança Ø50
08	04	40.73	Pino do Tensor ESPECIAL
09	02	62.69	Tensor Fixo c/ 1.170mm
10	04	50.30	Porca Sextavada M30 autotravante
11	01	62.48	Tensor Fixo 580mm
12	01	62.52	Tensor Regulável 580mm
13	01	62.50	Tensor Fixo 680mm
14	01	62.54	Tensor Regulável 680mm
15	08	41.37	Pino do tensor rosca M24
16	04	83.14	Chaveta do Pino Balança
17	04	82.17	Sapata Superior eixo redondo
18	04	82.18	Sapata Inferior
19	04	80.01	Deslizante Móvel
20	04		Tubo Ø1" x 97mm
21	04		Graxeira reta 1/8" gas
22	04		Paraf. Sext. 5/8" x 6" Zincado
23	08		Paraf. Sext. 5/8" x 2" Zincado
24	12		Porca sext. 5/8" Autotravante
25	08	50.26	Porca Autotravante
26	08		Paraf. Sext. M16 x 120 8.8
27	08		Porca sext M16 amassada Zincado
28	08		Paraf. Sext. 1/2" x 3.1/2" zincado
29	08		Porca sext. 1/2" zincado

MORUMBI

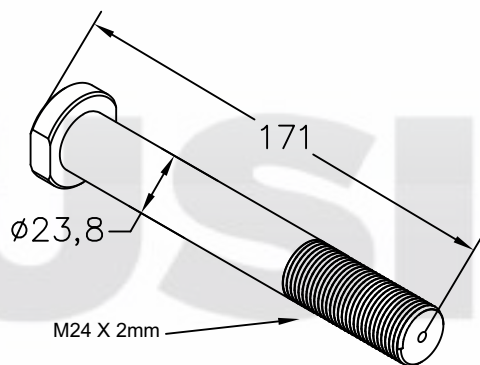


25.16
Dobradiça da carroceria

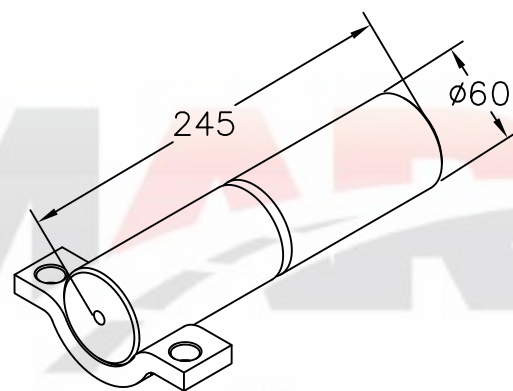


25.64
Suporte do estepe do SR basculante

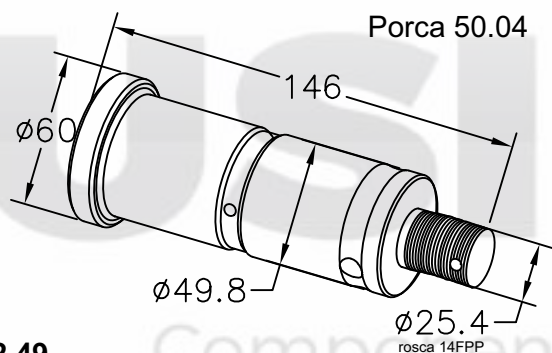




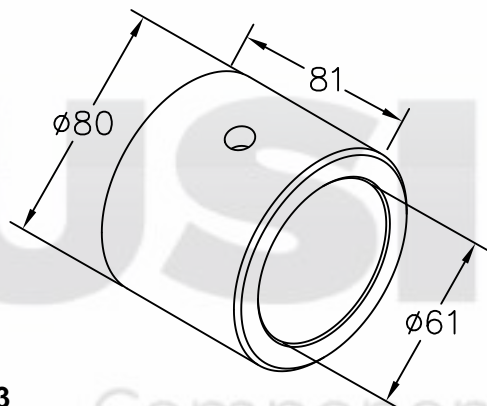
41.58
Pino do suporte dianteiro inclinado
carrega tudo



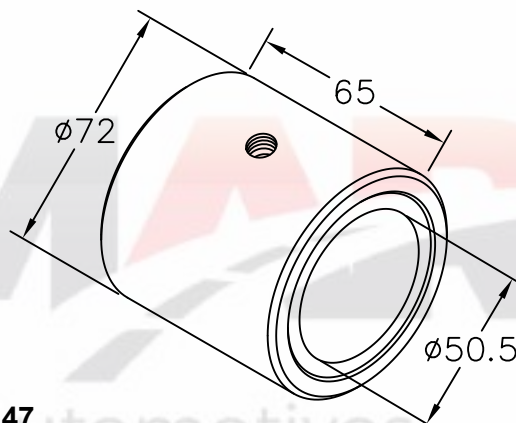
41.88
Pino c/ mancal da balança do SR Vanderléia NK



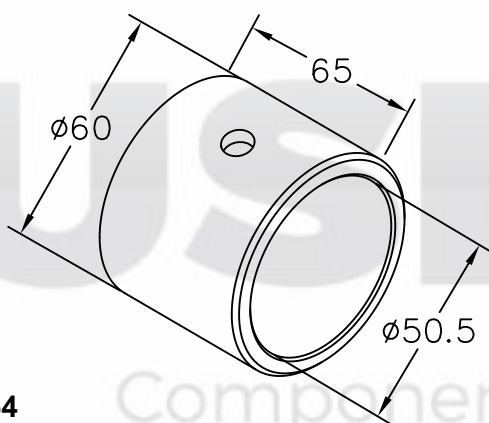
42.49
Pino da basculante com rosca



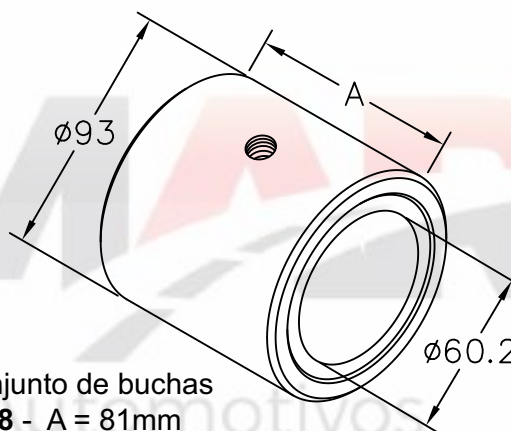
50.43
Bucha para ponteira do tensor



50.47
Conjunto buchas do pino basculante

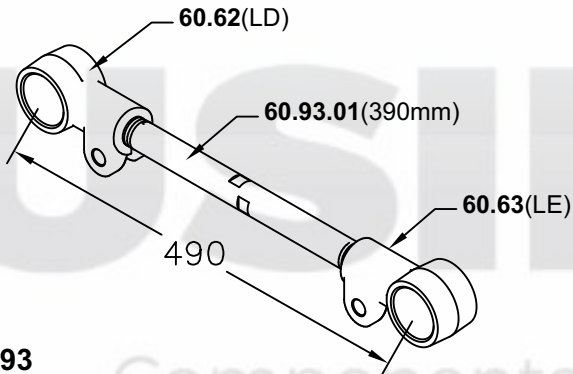


50.54
Bucha interna do pino da basculante

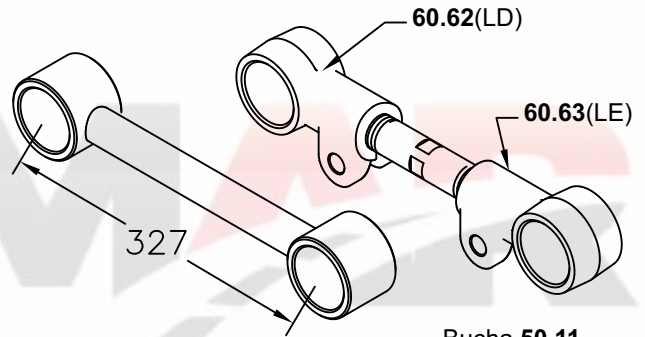


Conjunto de buchas
50.78 - A = 81mm
51.21 - A = 110mm

MORUMBI

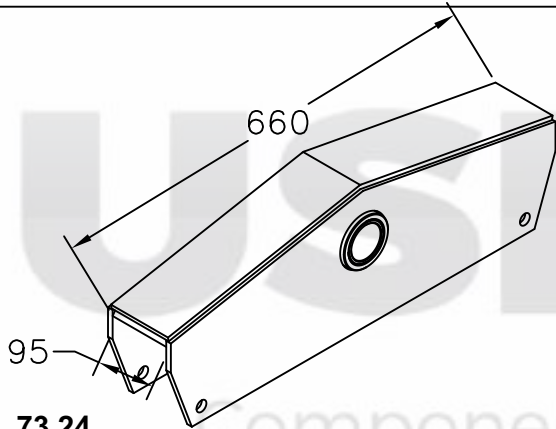


60.93
Tensor regulável do SR carrega tudo

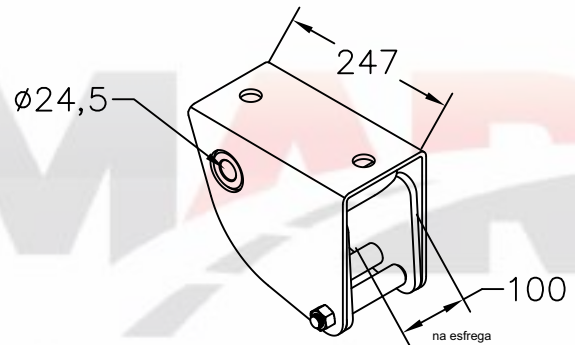


Tensor do SR carrega tudo
60.95 - Fixo
60.94 - Regulável

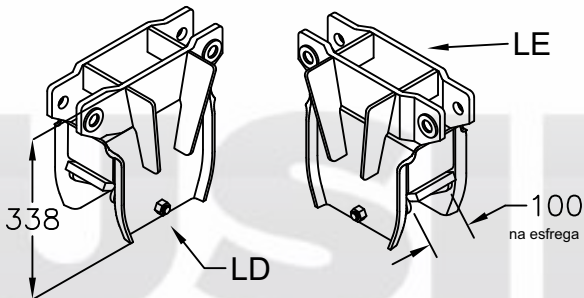
Bucha 50.11



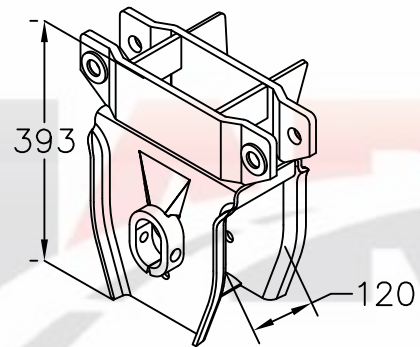
73.24
Balança do SR carrega tudo p/ pino Ø50mm



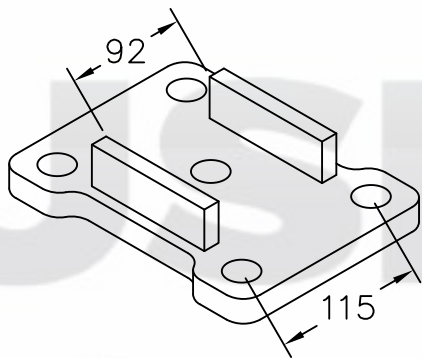
74.55
Suporte dianteiro inclinado carrega tudo morumbi



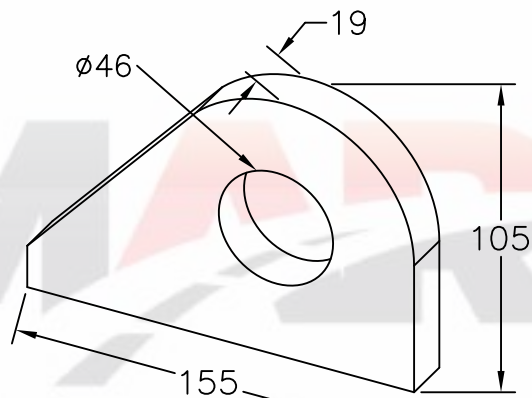
Suporte traseiro do SR carrega tudo morumbi
c/ esfrega móvel
73.62 - LD
73.63 - LE



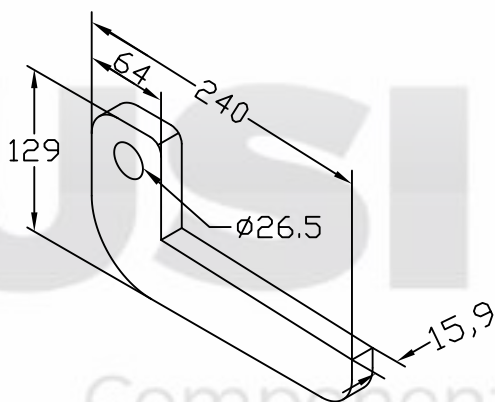
73.64
Suporte central do SR carrega tudo morumbi
p/ pino 50mm



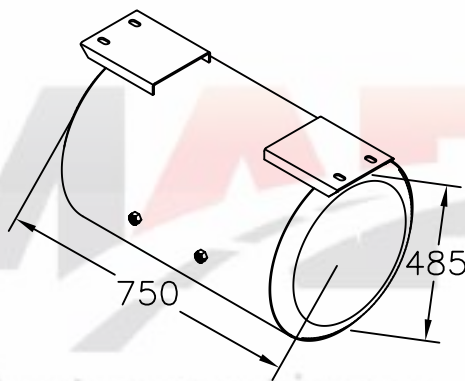
81.96
Sapata inferior p/ grampo 140mm carrega tudo



82.61
Mancal do pino da basculante



83.25
Articulação da tampa para basculante

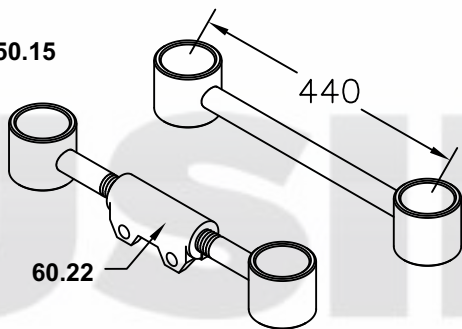


91.94
Reservatório de ar 117 litros sistema ABS

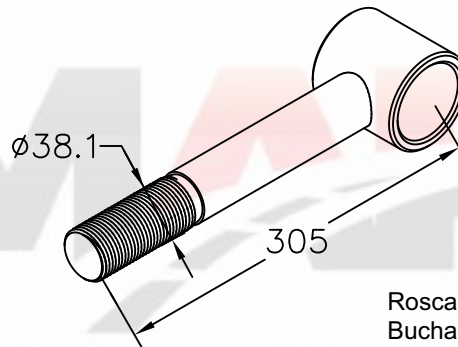


ROSSETTI

Bucha 50.15

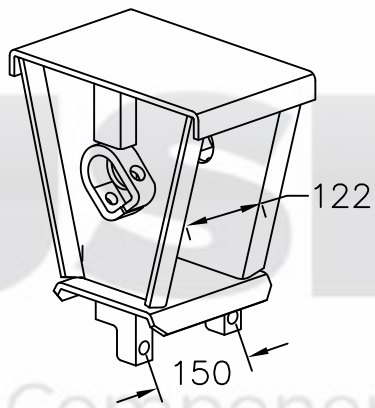


Tensor para bucha molecular do SR
60.35 - Regulável
60.36 - Fixo

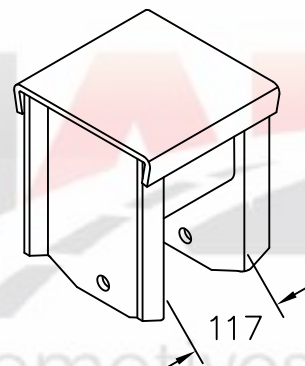


61.02
 Ponteira do tensor Nakata RD

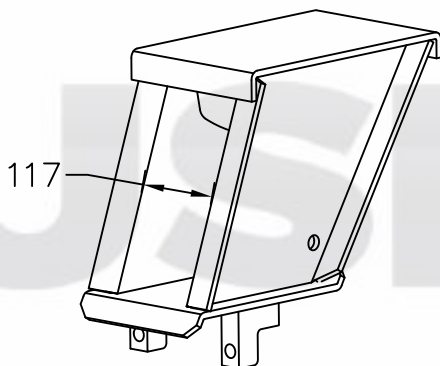
Rosca 8 Fpp
 Bucha 50.15



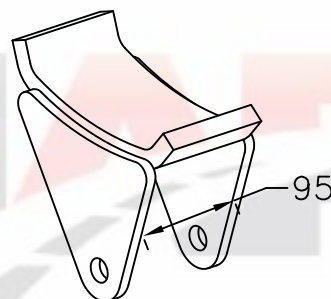
74.74
 Suporte central do SR p/ pino 50mm



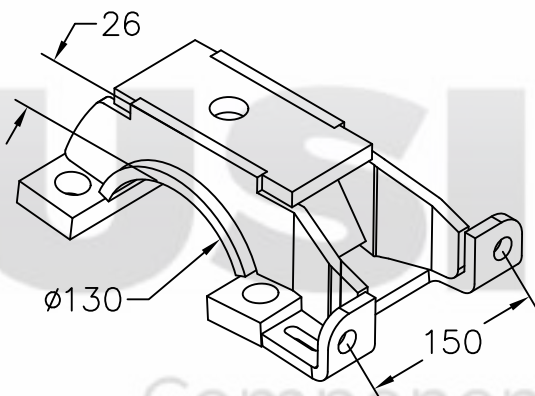
76.52
 Suporte traseiro do SR



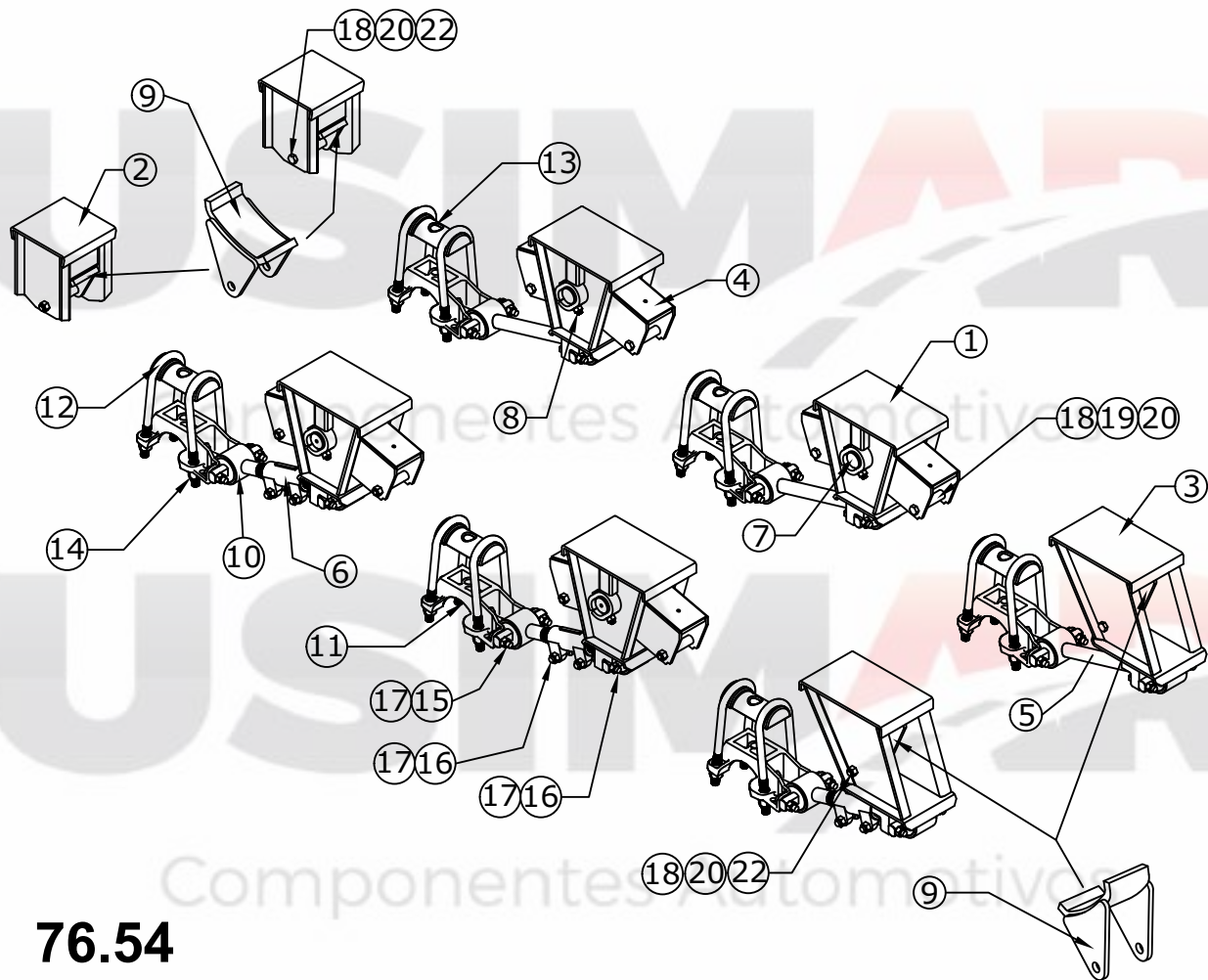
76.53
 Suporte dianteiro do SR



81.13
 Deslizante da esfrega do suporte tras/diant do SR



83.35
 Sapata superior do SR p/ eixo redondo

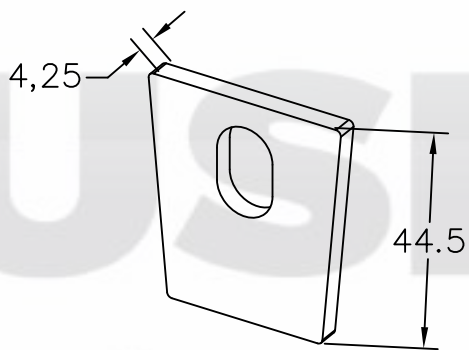


76.54

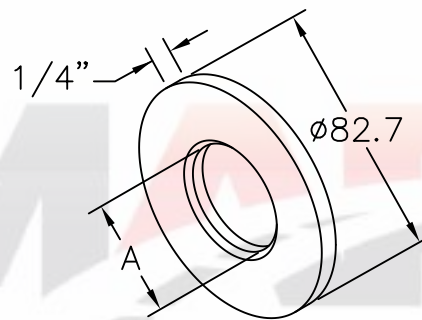
Suspensão 3 eixos modelo Rossetti

Nº	Qtd.	Código	Denominação
01	04	74.74	Suporte Central
02	02	76.52	Suporte Traseiro
03	02	76.53	Suporte Dianteiro
04	04	70.10	Balança para pino Ø50mm
05	03	60.36	Tensor fixo 440mm
06	03	60.35	Tensor Regulável 440mm
07	04	40.17	Pino da Balança Ø50mm
08	08	41.18	Contra Pino c/ porca
09	04	81.13	Deslizante da Esfrega
10	12	90.11	Bucha Estabilizadora Nakata
11	06	83.35	Sapata Fundida Modelo Guerra
12	12		Grampo Ø7/8" x 92 x 320 tipo "C"
13	06	82.72	Separador de Grampo Redondo
14	24	50.05	Porca 7/8" dupla do Grampo
15	12		Parafuso Sextavado M16 x 60 classe 8.8
16	18		Parafuso Sextavado M16 x 80 classe 8.8
17	30		Porca de torque M16
18	12	82.04	Tubo
19	08		Parafuso 5/8" x 5"
20	12		Porca 5/8" Baixa Autotravante
22	04		Parafuso 5/8" x 6"
23	16		Graxeira reta 1/8"

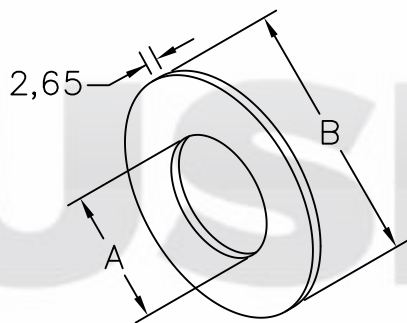
MERCEDES-BENZ



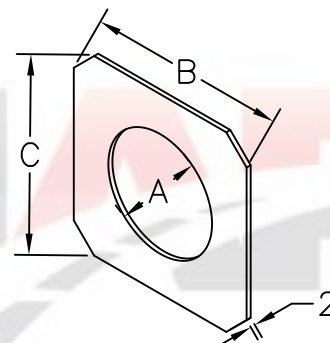
10.75
Trava do pino do patim



Arruela para pino da suspensão MB 2013
30.38 - A = Ø38mm
30.39 - A = Ø32,7mm

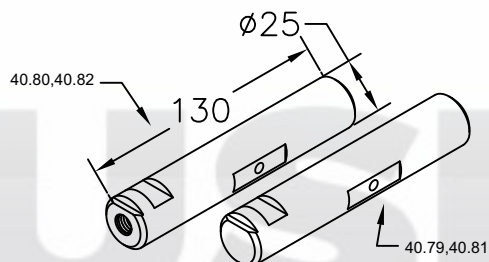


Arruela para pino do olhal da mola MB 1113
30.40 - Traseira A = Ø33mm B = Ø65mm
30.41 - Dianteira A = Ø27mm B = Ø52mm

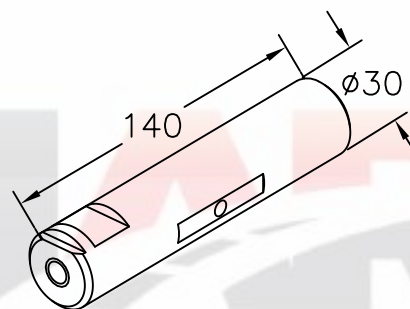


Arruela do suporte central do TE Atego 2425KLL
30.42 - A = Ø51mm B = 85mm C = 85mm
30.43 - A = Ø59mm B = 93mm C = 93mm

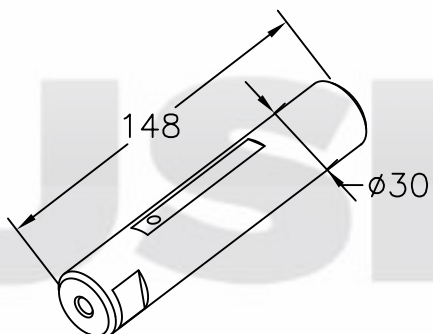
MERCEDES-BENZ



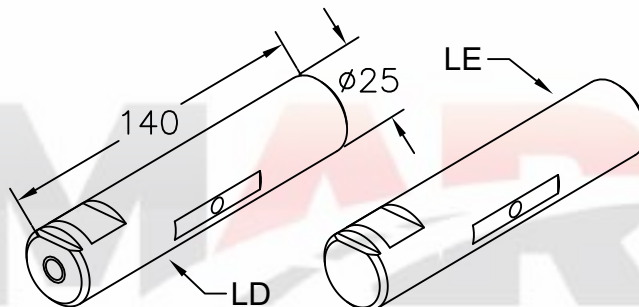
Pino para suporte de mola do eixo dianteiro
MB 1113 ao 2213
40.80 - cementado
40.82 - comum
40.79 - cementado (trava oposta)
40.81 - comum (trava oposta)



Pino para suporte de mola
traseiro do MB 1113 ao 2213
40.83 - cementado
40.84 - comum

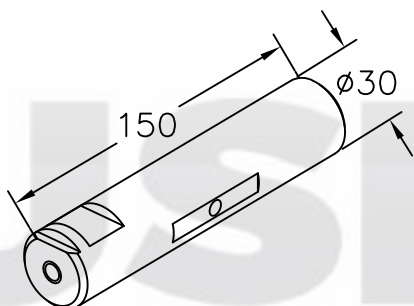


40.86
Pino de mola traseira parte traseira MB 1924 a
1945

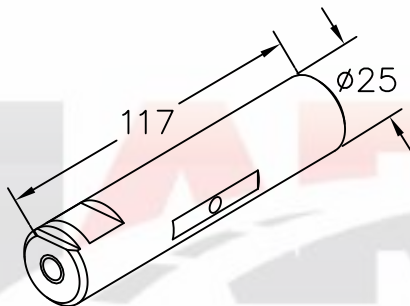


Pino do olhal da mola dianteiro do 1620 ao 1945

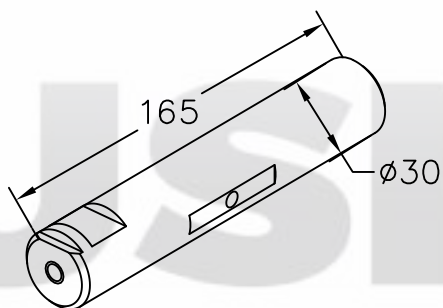
LADO DIREITO	LADO ESQUERDO
40.87 - Cementado	40.88 - Cementado
41.99 - Comum	42.46 - Comum



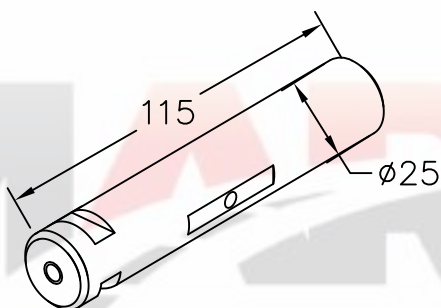
Pino do olhal da mola traseira do 1620 ao 1945
42.00 - cementado
42.01 - comum



Pino do olhal da mola traseira do MB 608
42.04 - cementado
42.05 - comum

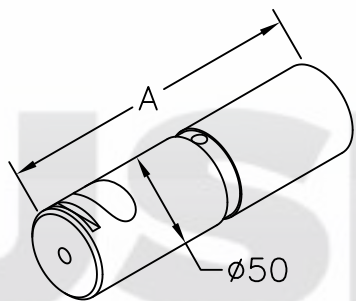


Pino do olhal da mola traseira parte dianteira
42.19 - cementado
42.20 - comum



Pino do olhal da mola dianteira MB 1111
42.61 - cementado
42.62 - comum

MERCEDES-BENZ

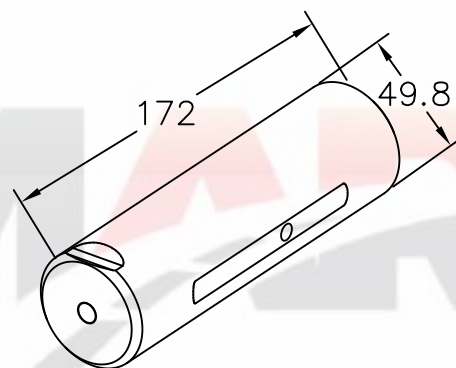


Pino da Balança do TE modelo Suspensys

40.89 - A = 180mm

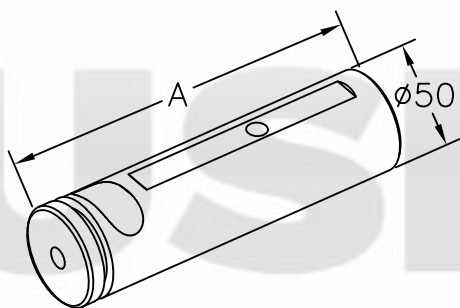
40.90 - A = 165mm

40.91 - A = 170mm



40.92

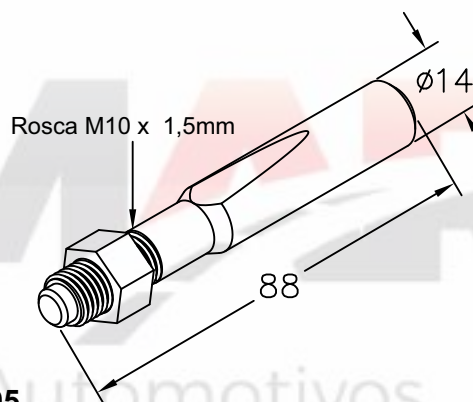
Pino da balança do TE Atego 2425 KLL p/ pino 50mm



Pino p/ balança do TE

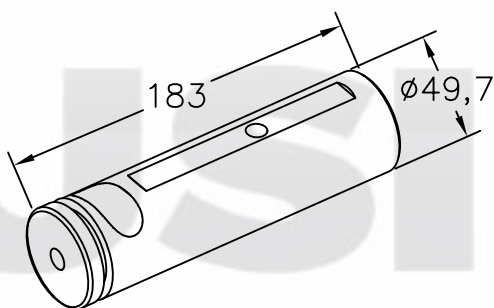
40.93 - A = 200mm (LS MB1941/1944)

40.94 - A = 179mm (Atego 2425)



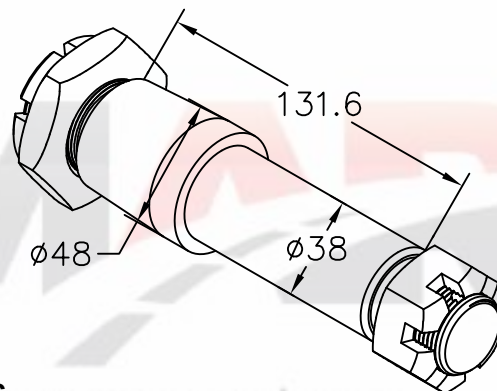
40.95

Pino cônico MB



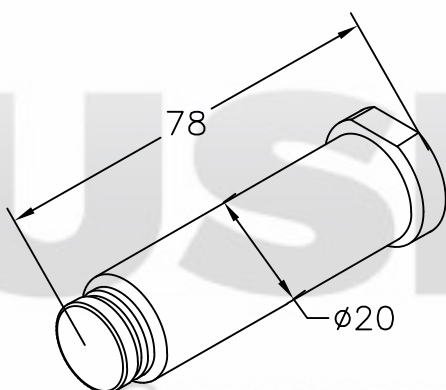
41.95

Pino da balança do TE Atego 2017



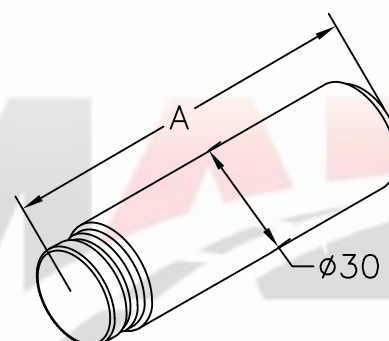
41.96

Pino da suspensão MB 2013 6x4 sem as porcas



42.43

Freio do rolete patim freio a ar

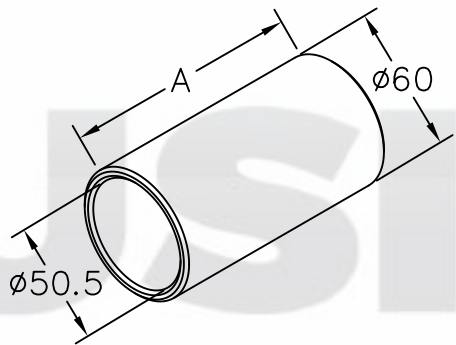


Pino do patim do freio

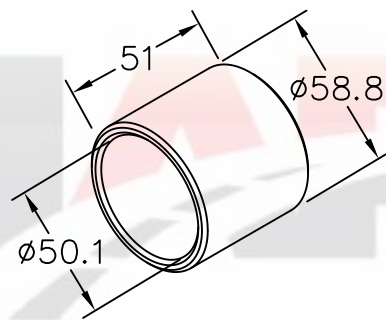
42.44 - A = 94mm(antigo)

42.45 - A = 102mm(moderno)

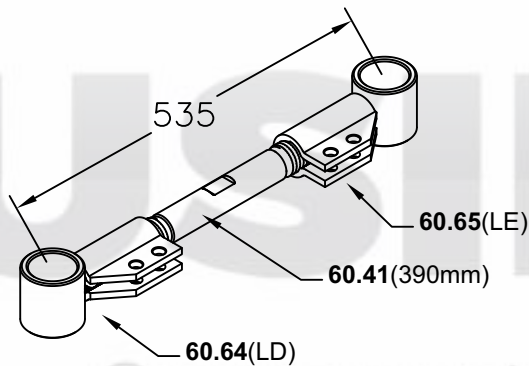
MERCEDES-BENZ



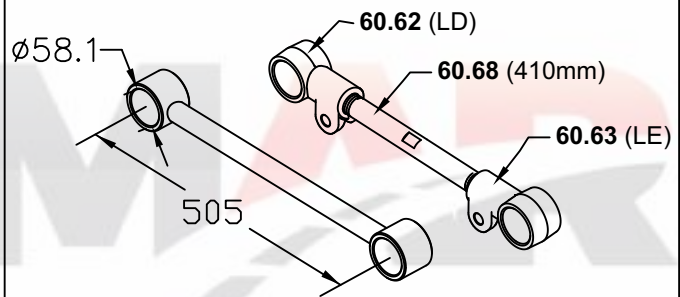
Bucha interna para balança do TE
50.22 - A = 114mm (MB 1620)
51.12 - A = 107,5mm (Atego 2017)



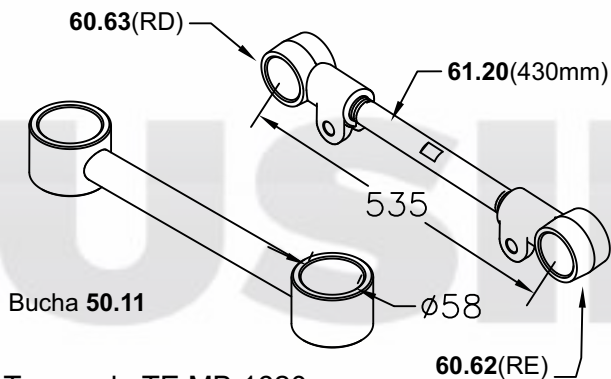
50.23
 Bucha interna para balança



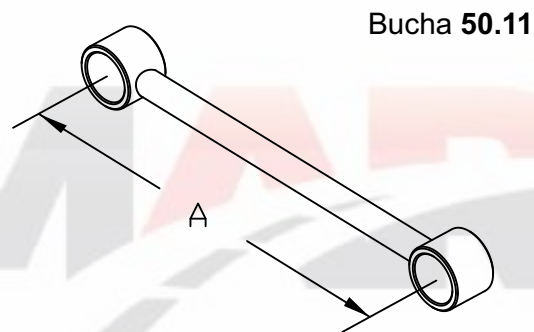
60.33
 Tensor regulável do MB 1620 especial em chapa



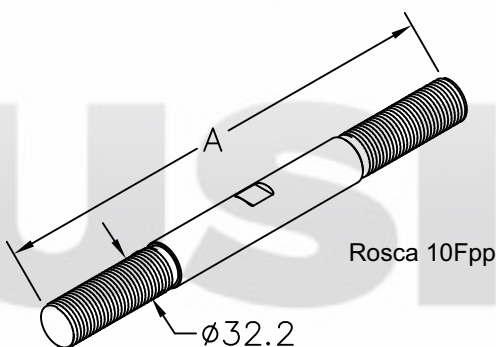
Tensor do TE MB 2425
60.58 - Regulável
60.59 - Fixo



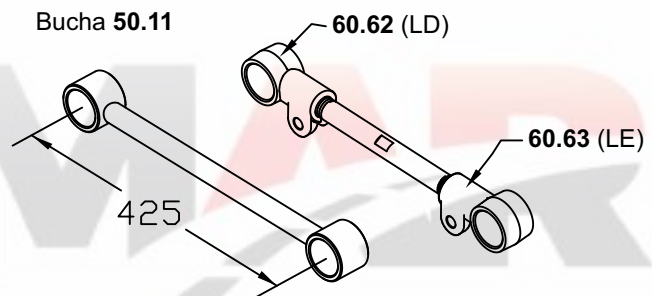
Tensor do TE MB 1620
61.19 - Regulável
60.34 - Fixo



Bucha 50.11
 Tensor fixo do TE
61.56 - A = 550mm
61.57 - A = 570mm

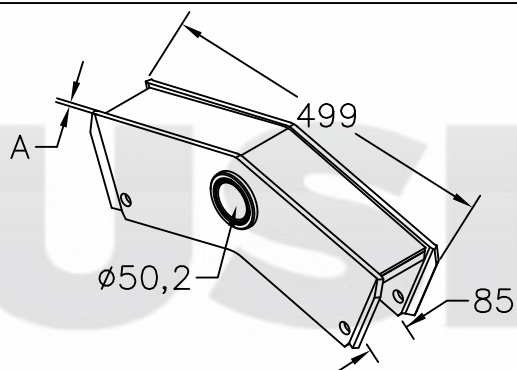


Fuso do tensor MB Atego 2425KLL
61.71 - A = 480mm
61.72 - A = 440mm

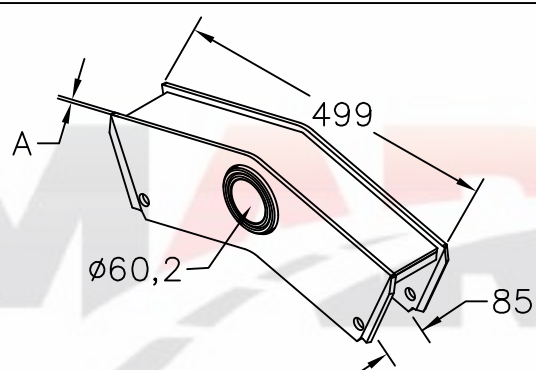


Tensor do TE suspensão 3/4"
61.59 - Regulável
61.58 - Fixo

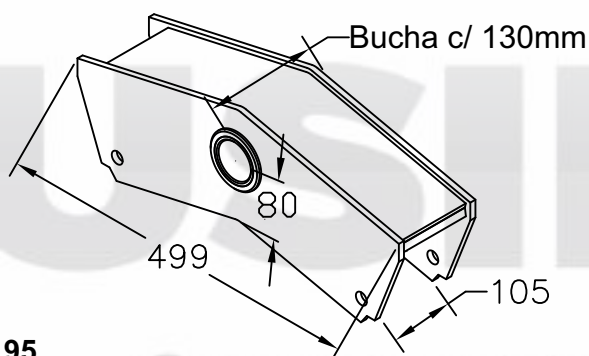
MERCEDES-BENZ



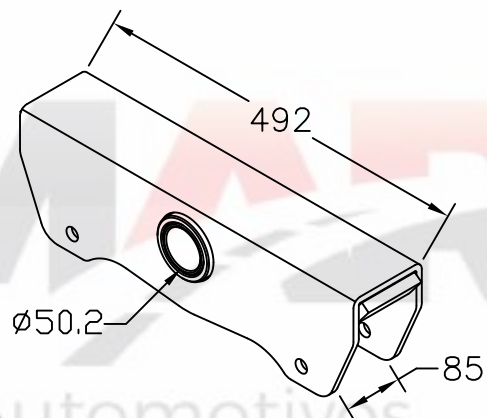
Balança do TE MB 1620 p/ pino Ø50mm
70.93 - A = 5/16"
70.92 - A = 3/8"



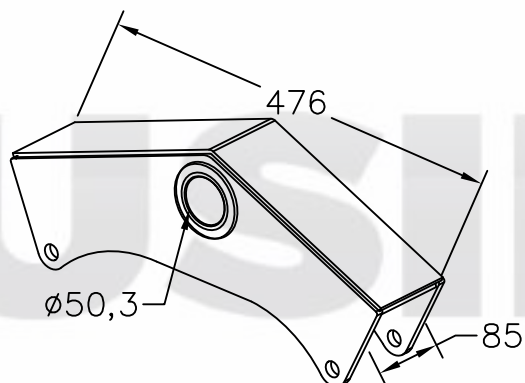
Balança do TE para pino Ø 60mm
70.94 - A = 5/16"
73.60 - A = 3/8"



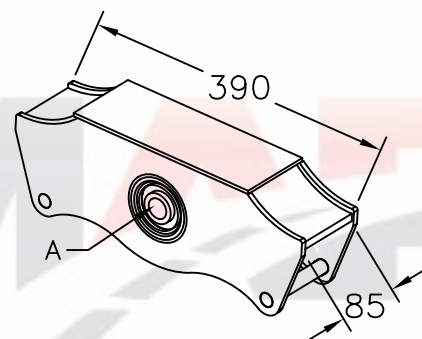
70.95
 Balança do TE LS MB 1941/1944 Suspensys
 pino Ø 50 mm



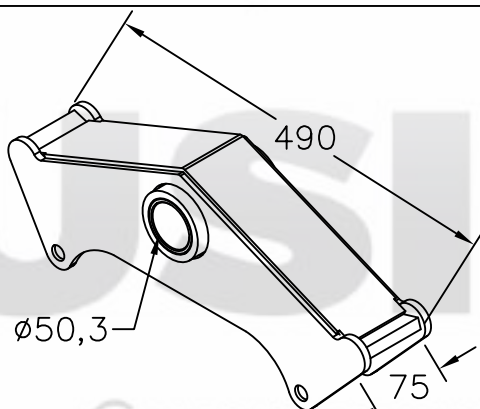
70.96
 Balança do TE Atego 2425



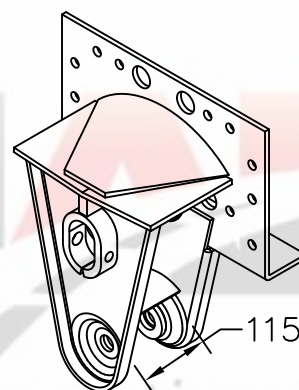
73.86
 Balança do TE Atego 2430(2017) p/ pino Ø50mm



Balança do TE 3/4
74.19 - A = Ø25mm (para parafuso M24)
76.55 - A = Ø30,1mm (para parafuso M30)

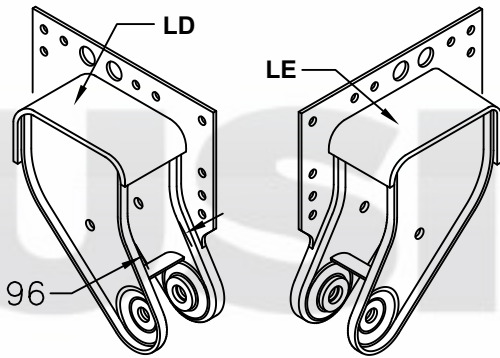


77.48
 Balança Ø50mm mola 70mm MB Atego

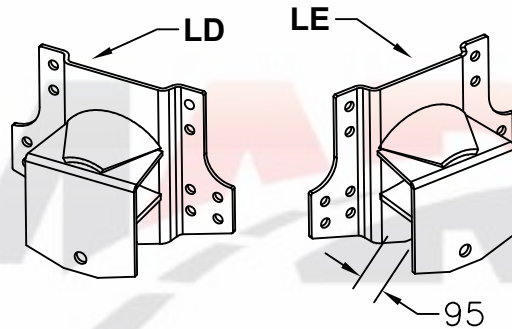


71.57
 Suporte central pino Ø50mm do TE MB 1620
 Suspensys

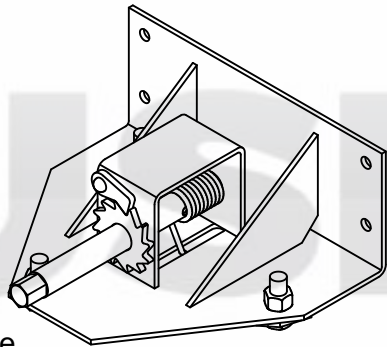
MERCEDES-BENZ



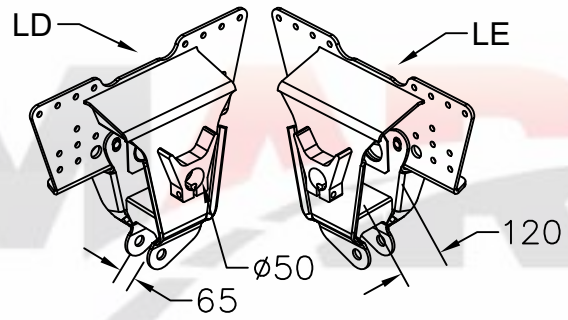
Suporte dianteiro do TE MB 1620 Suspensys
71.58 - LD
71.59 - LE



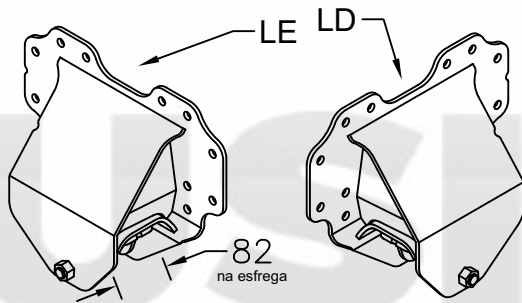
Suporte traseiro do TE MB 1620 Suspensys
71.60 - LE
71.61 - LD



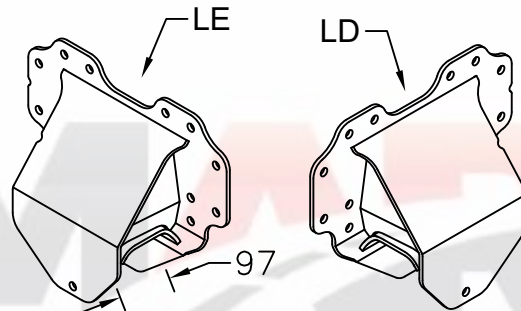
Porta estepe
72.69 - 608 / 709 / 912
72.70 - MB1113 Ø275mm (entre furos da roda)
72.71- Ø335mm (entre furos de roda)



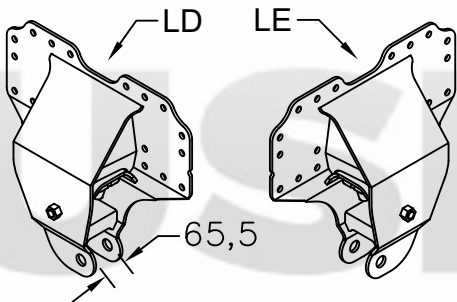
Suporte central do TE Atego KLL 2425
72.79 - LD
72.80 - LE



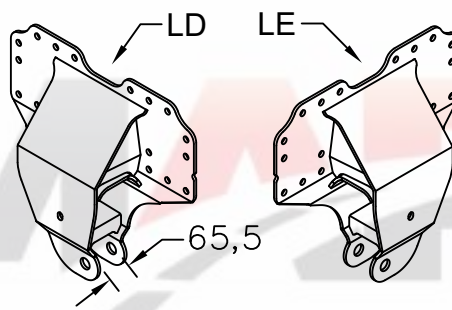
Suporte traseiro do TE Atego KLL 2425
 c/ esfrega
73.06 - LD
73.07 - LE



Suporte traseiro do TE Atego KLL 2425
 s/ esfrega
73.08 - LD
73.09 - LE

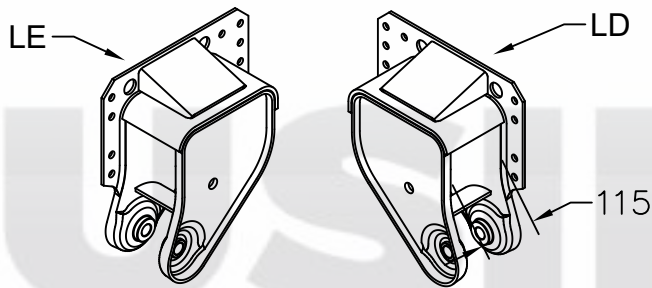


Suporte dianteiro do TE Atego KLL 2425
 c/ esfrega
73.40 - LD
73.39 - LE

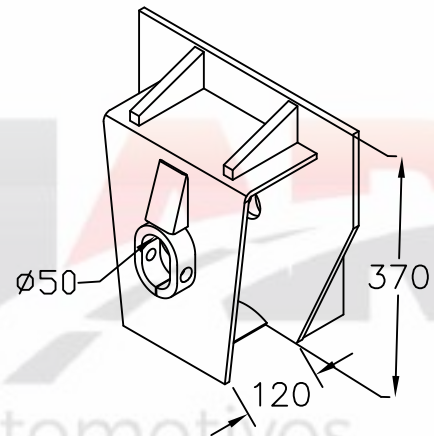


Suporte dianteiro do TE Atego KLL 2425
 s/ esfrega
74.12 - LD
74.13 - LE

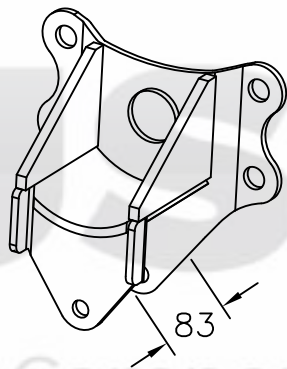
MERCEDES-BENZ



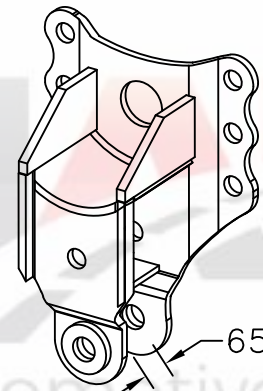
Suporte dianteiro do TE Suspensys MB
1938/1944 mola 100mm
73.53 - LE
73.52 - LD



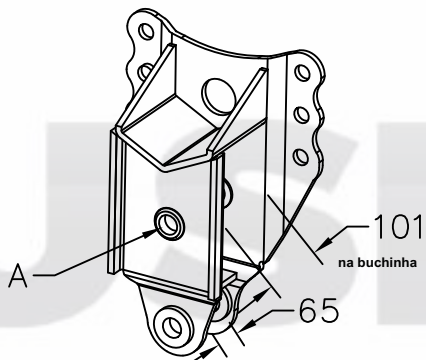
73.98
Suporte Central do TE MB 915



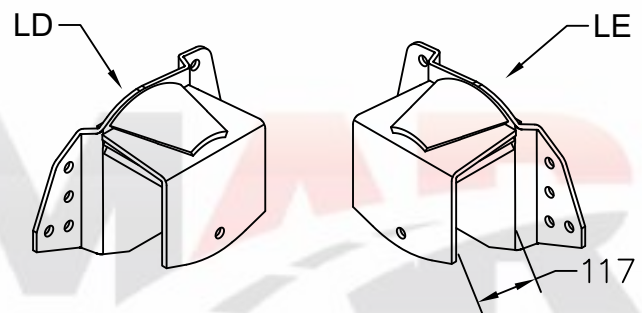
74.20
Suporte traseiro do TE em 3/4



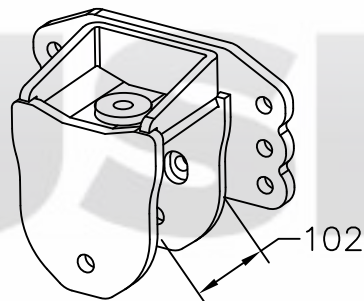
74.21
Suporte dianteiro do TE em 3/4



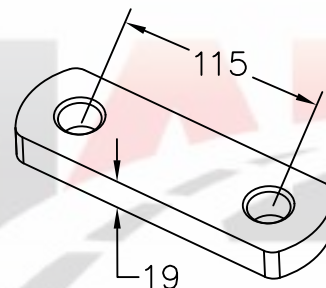
Suporte central do TE suspensão 3/4
74.22 - A = $\varnothing 25$ mm (para parafuso M24)
76.56 - A = $\varnothing 30,1$ mm (para parafuso M30)



Suporte traseiro do TE MB 1938 suspensys mola
de 100mm
74.35 - LE
74.36 - LD

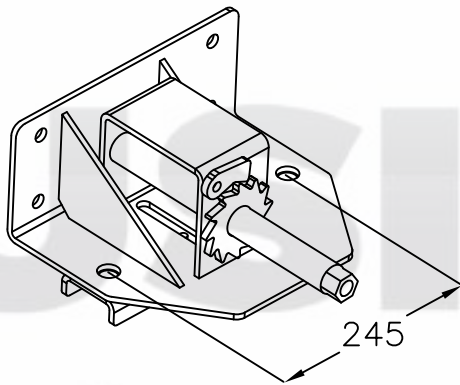


74.50
Suporte traseiro do TE Atego 3030 modelo 2017

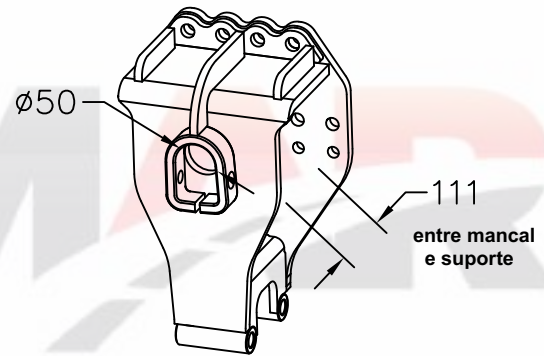


74.75
Jumelo de mola do MB Atego

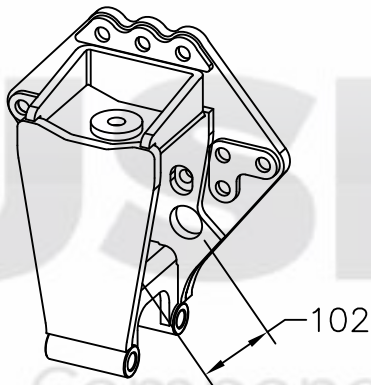
MERCEDES-BENZ



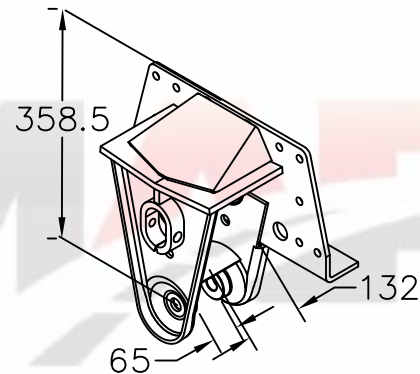
74.94
Porta estepe MB Accelo 245mm



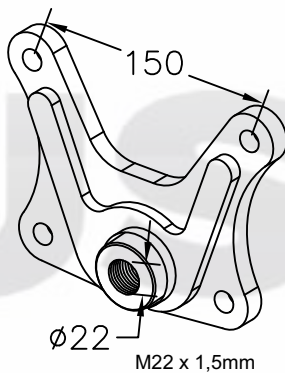
75.00
Suporte central do TE Atego 3030 modelo 2017



75.01
Suporte dianteiro do TE Atego 3030 modelo 2017

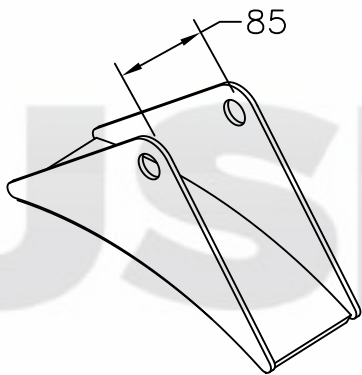


75.04
Suporte central pino $\varnothing 50$ mm do TE MB
1938/1944 Suspensys mola 100mm



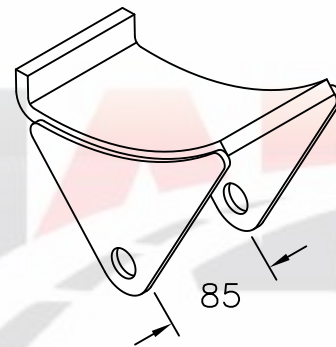
75.66
Suporte dianteiro do amortecedor Atego

MERCEDES-BENZ



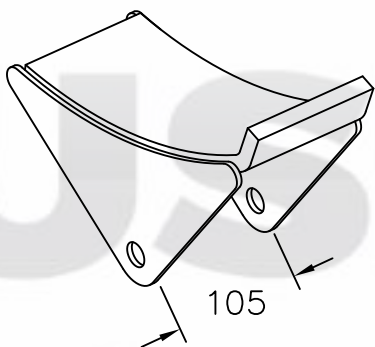
80.17

Esfrega móvel para suporte dianteiro do TE MB 1620



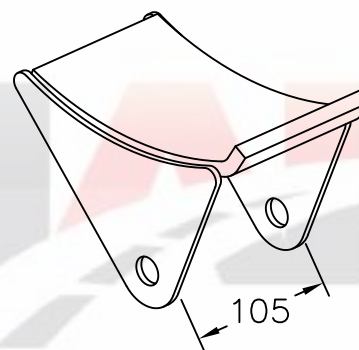
80.18

Esfrega móvel do suporte traseiro do TE MB 1620



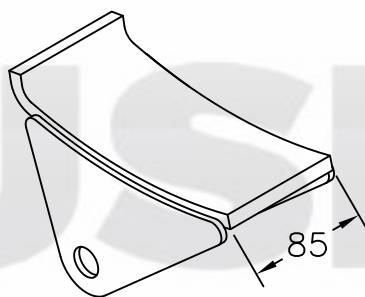
80.19

Esfrega Móvel dianteira TE LS para MB 1938/1944



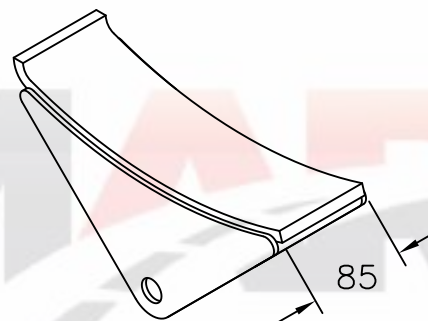
80.20

Esfrega Móvel traseira TE LS para MB 1938/1944



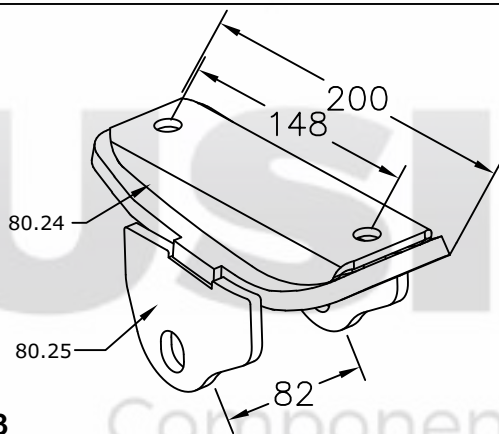
80.21

Esfrega Móvel traseira TE MB Atego



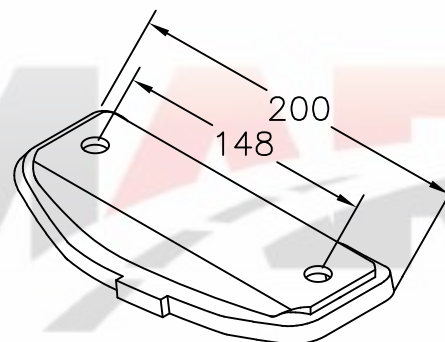
80.22

Esfrega Móvel dianteira TE MB Atego



80.23

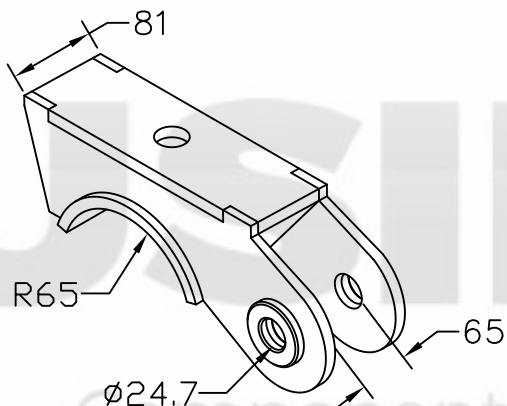
Esfrega móvel do TE Atego 2425



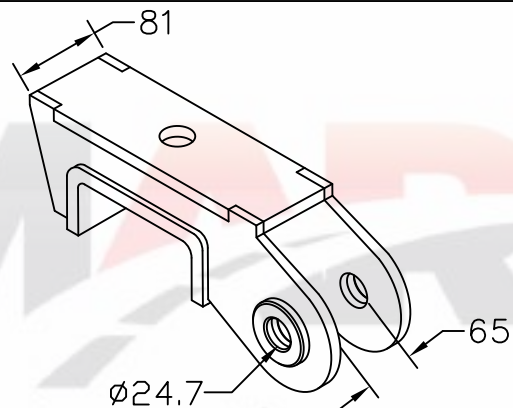
80.24

Base da Esfrega móvel do TE Atego 2425

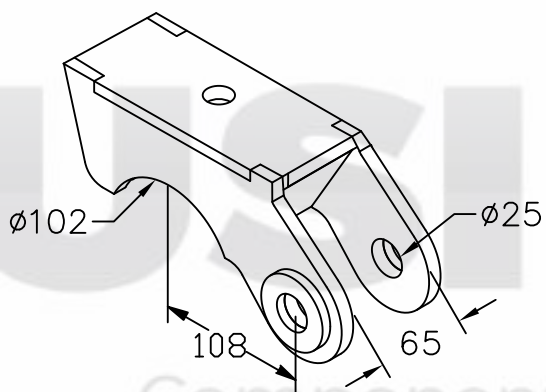
MERCEDES-BENZ



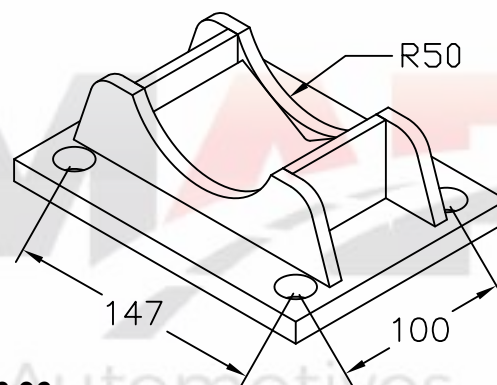
80.31
Sapata superior do TE MB 1620



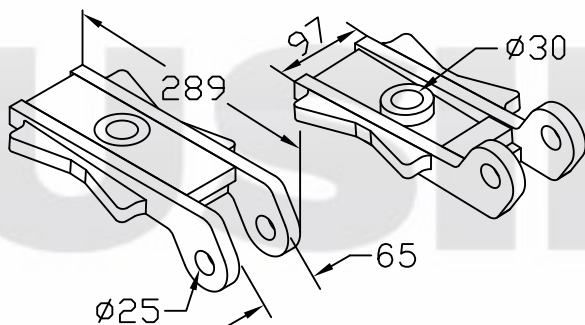
80.32
Sapata superior retangular do TE MB 1620



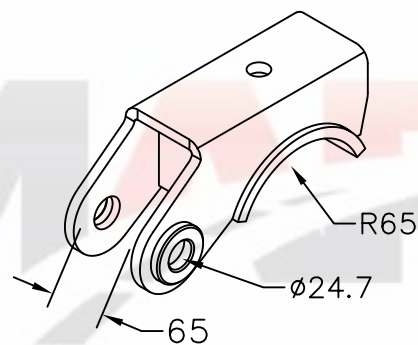
80.95
Sapata Superior do TE para Eixo redondo



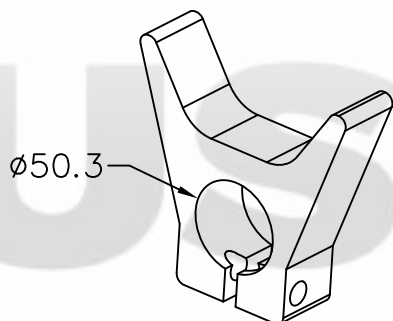
80.96
Sapata Inferior do TE para Eixo redondo



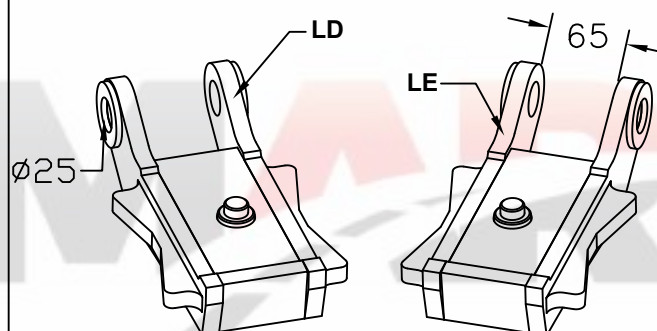
81.03
Sapata superior do eixo de tração MB 1938/1944



81.21
Sapata superior do TE Atego 2425

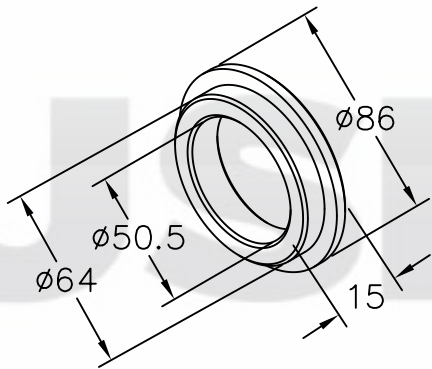


81.52
Mancal externo do suporte central Atego KLL 2425

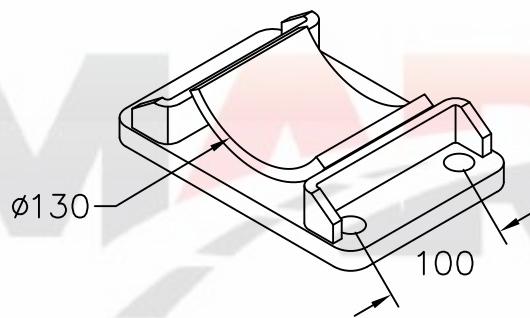


Sapata superior da tração MB 1634 Suspensys
81.53 - LE
81.54 - LD

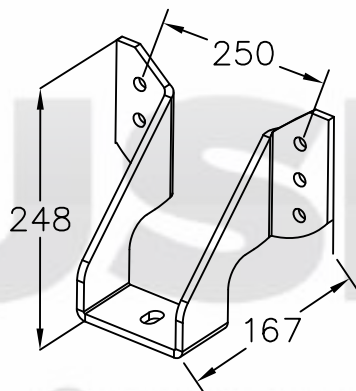
MERCEDES-BENZ



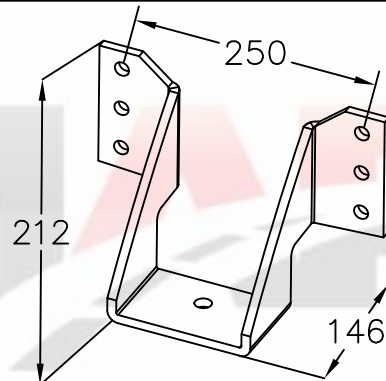
81.64
Mancal do suporte central MB 1620



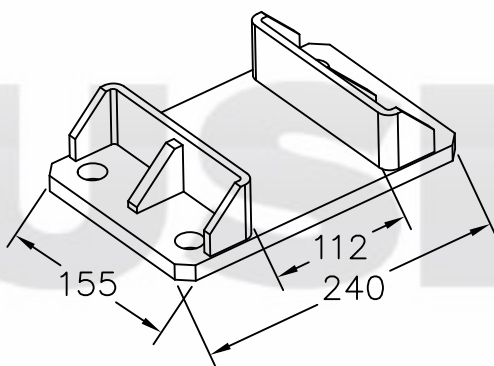
81.85
Sapata inferior do TE Atego 2425



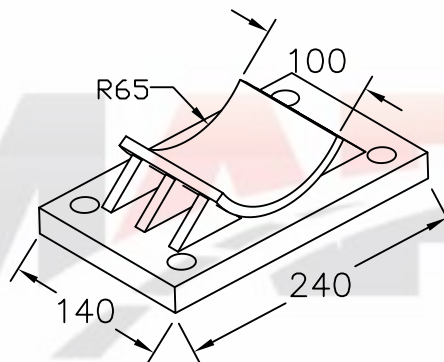
81.92
Suporte de fixação do suspensor pneumático
TE Axor 6 furos



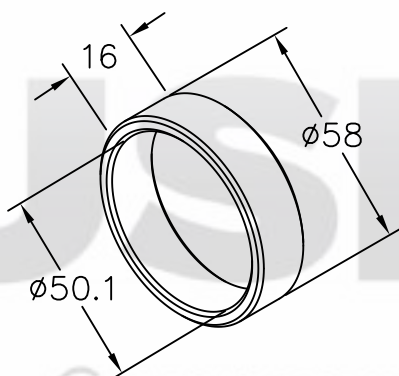
83.20
Suporte de fixação do suspensor pneumático
Axor 6 furos



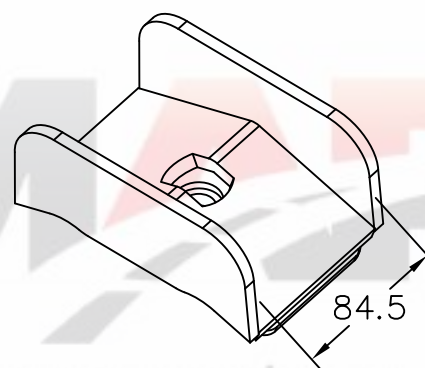
82.10
Sapata inferior retangular do TE MB 1620



82.11
Sapata inferior do TE MB 1620 Suspensys

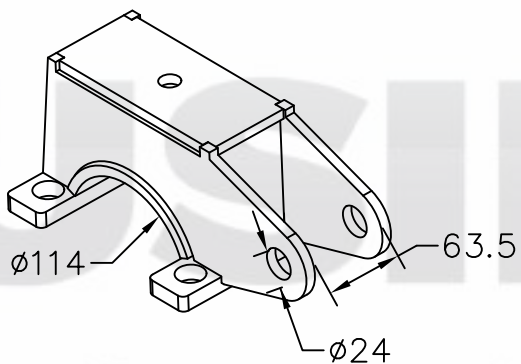


82.12
Anel do suporte central Atego KLL 2425

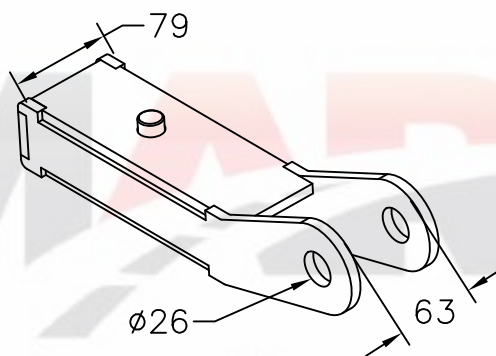


82.73
Deslizante do suporte diant/tras. Atego 2017

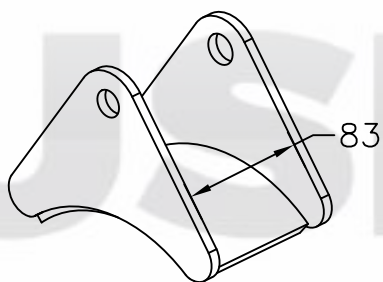
MERCEDES-BENZ



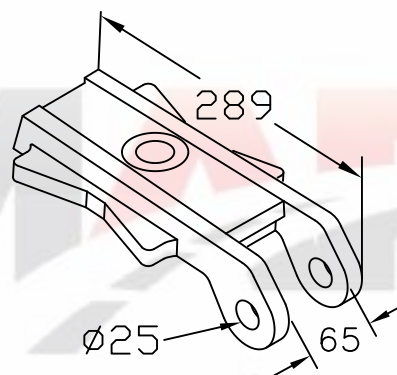
82.51
Sapata eixo redondo suspensão 3/4"



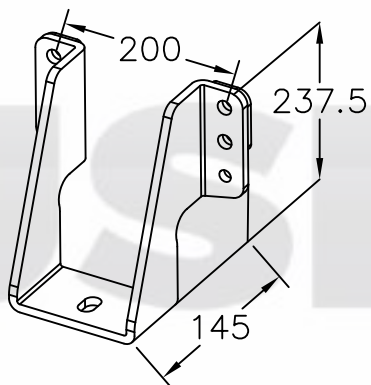
82.52
Sapata da tração suspensão 3/4"



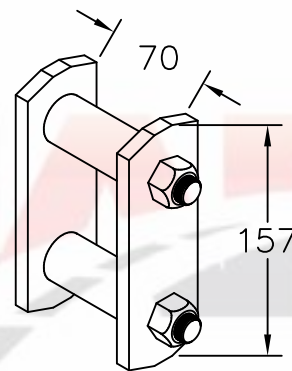
82.53
Deslizante da suspensão 3/4"



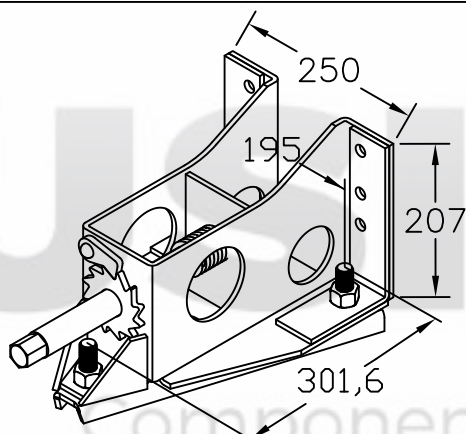
82.86
Sapata superior do eixo de tração MB 1938/1944
(inclinada ao contrário)



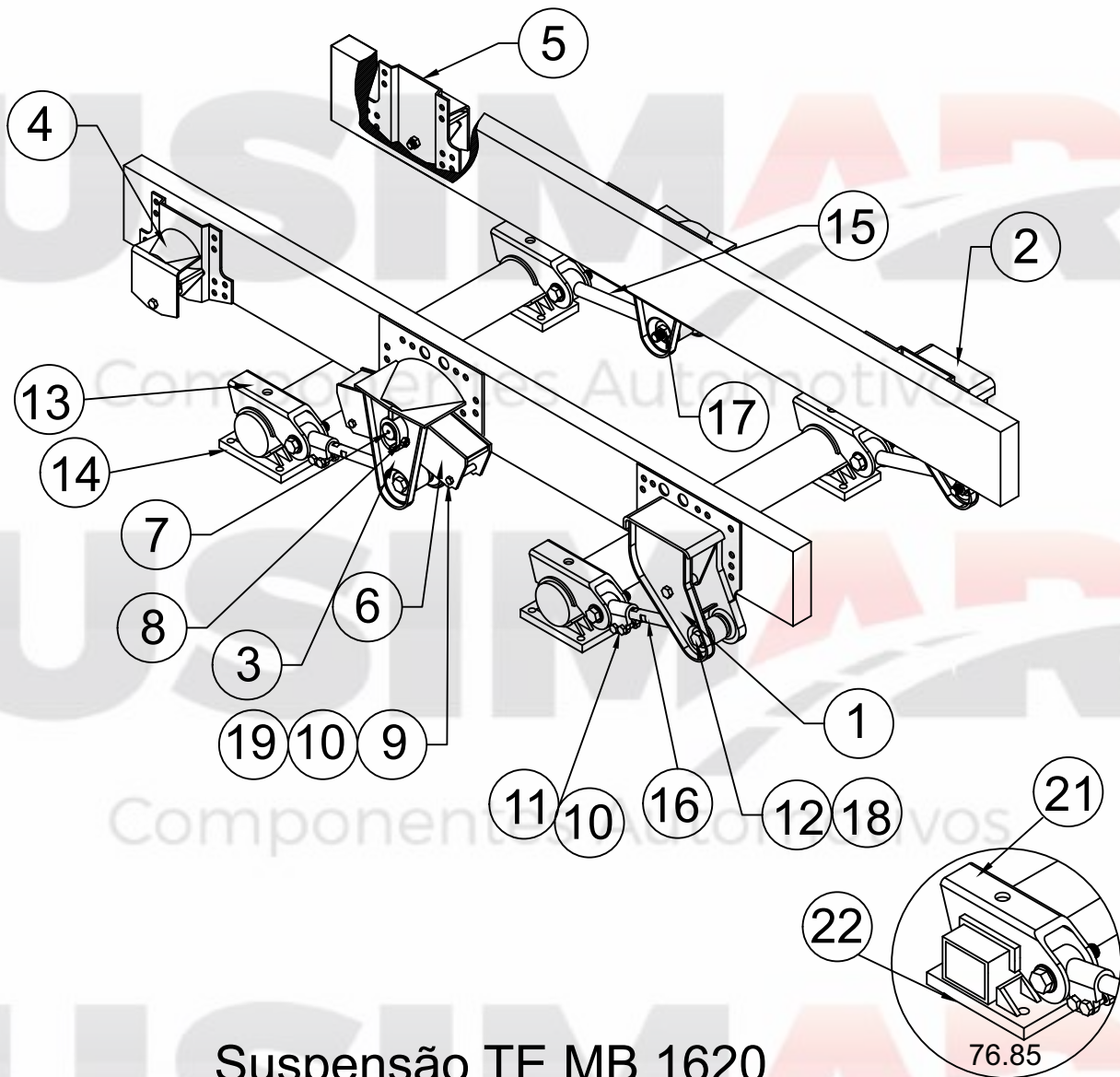
82.97
Suporte de fixação do suspensor 6 furos
ATEGO



83.32
Conjunto do jumelo da parte traseira do
MB 608-D



91.57
Porta estepe do TE MB-1620



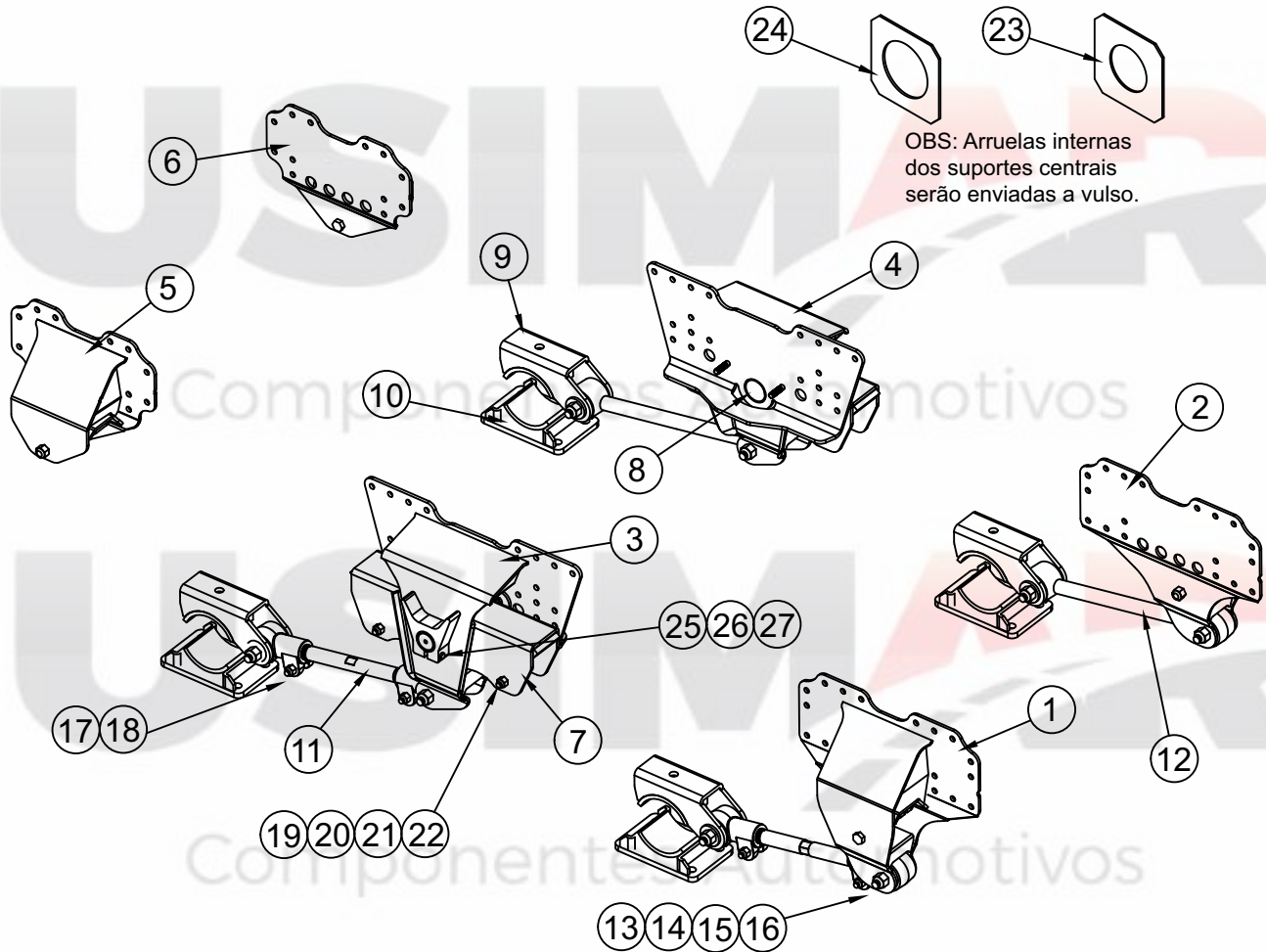
Suspensão TE MB 1620

76.84 - Eixo redondo

76.85 - Eixo retângular

Nº	Qtd.	Código	Denominação
01	01	71.58	Suporte dianteiro LD
02	01	71.59	Suporte dianteiro LE
03	02	71.57	Suporte central
04	01	71.61	Suporte traseiro LD
05	01	71.60	Suporte traseiro LE
06	02	70.93	Balança
07	02	40.89	Pino da balança
08	02	41.18	Contrapino do mancal
09	04		Parafuso sext. 5/8" x 5"
10	12		Porca 5/8"
11	08		Parafuso sext. 5/8" x 1 3/4"
12	08	41.16	Pino do tensor
13	04	80.31	Sapata superior do "TE"
14	04	82.11	Sapata inferior do "TE"
15	02	60.34	Tensor fixo
16	02	60.33	Tensor regulável
17	08	50.26	Porca autotravante
18	08	90.63	Bucha molecular
19	04	82.04	Tubo 80mm

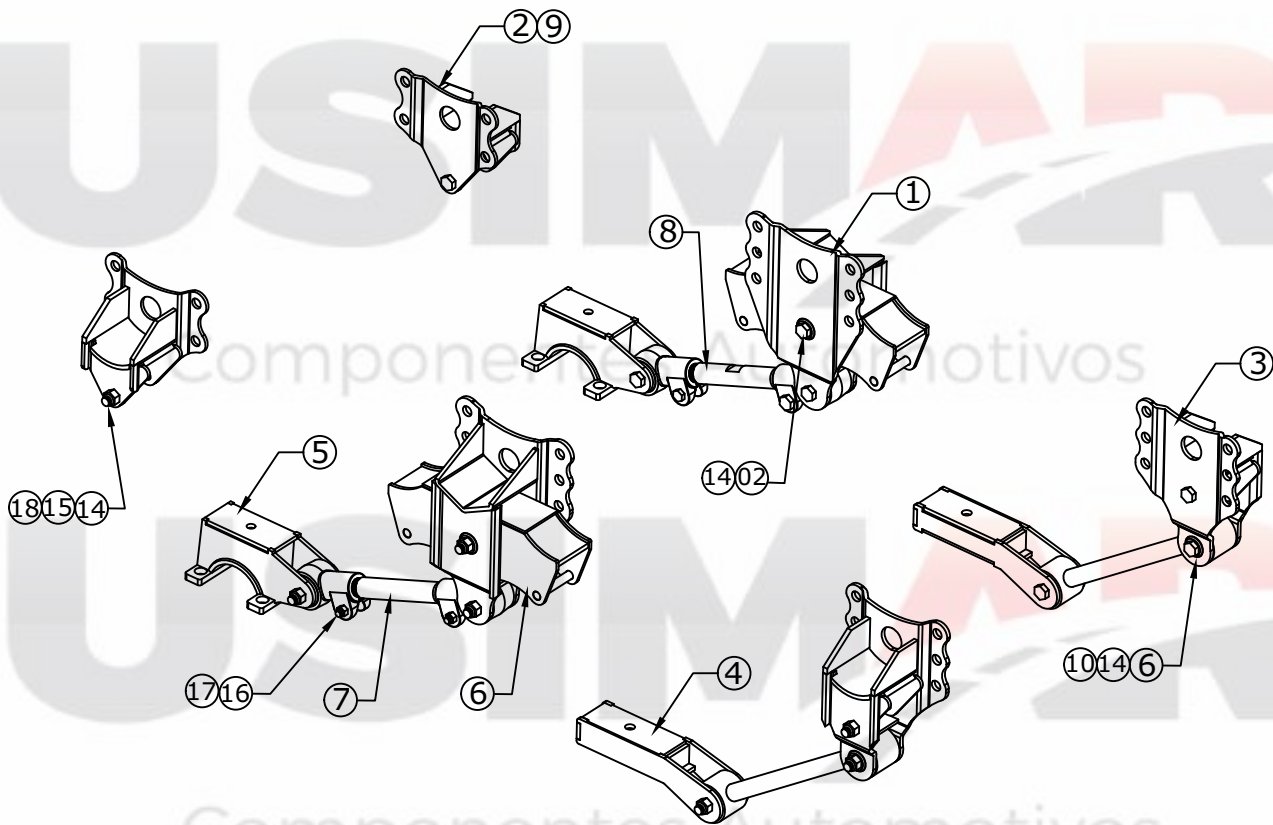
Nº	Qtd.	Código	Denominação
01	01	71.58	Suporte dianteiro LD
02	01	71.59	Suporte dianteiro LE
03	02	71.57	Suporte central
04	01	71.61	Suporte traseiro LD
05	01	71.60	Suporte traseiro LE
06	02	70.93	Balança
07	02	40.89	Pino da balança
08	02	41.18	Contrapino do mancal
09	04		Parafuso sext. 5/8" x 5"
10	12		Porca 5/8"
11	08		Parafuso sext. 5/8" x 1 3/4"
12	08	41.16	Pino do tensor
15	02	60.34	Tensor fixo
16	02	60.33	Tensor regulável
17	08	50.26	Porca autotravante
18	08	90.63	Bucha molecular
19	04	82.04	Tubo 80mm
21	02	80.32	Sapata superior eixo retângular
22	12	82.10	Sapata inferior eixo retângular



77.06

Suspensão TE Atego 2425 Mercedes - Benz

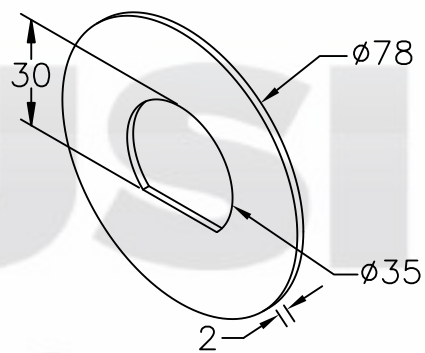
Nº	Qtd.	Código	Denominação
01	01	73.40	Suporte dianteiro LD
02	01	73.39	Suporte dianteiro LE
03	01	72.79	Suporte central LD
04	01	72.80	Suporte central LE
05	01	73.06	Suporte traseiro LD
06	01	73.07	Suporte traseiro LE
07	02	70.96	Balança pino Ø50mm
08	02	40.92	Pino da balança Ø49,8mm
09	04	81.21	Sapata superior eixo Ø130mm
10	04	81.85	Sapata inferior eixo Ø130mm
11	02	60.58	Tensor regulável 505mm
12	02	60.59	Tensor fixo 505mm
13	08	90.63	Bucha molecular
14	08	41.16	Pino do tensor
15	08	50.26	Porca do pino do tensor
16	08	30.92	Arruela do pino do tensor
17	04		Parafuso M16 x 80mm (8.8)
18	04		Porca M16 autotravante (8.8)
19	04		Tubo 84mm
20	04		Parafuso 5/8" x 5"
21	04		Porca 5/8 autotravante
22	04		Arruela de pressão 5/8"
23	02	30.42	Arruela Ø51mm suporte central
24	02	30.43	Arruela Ø59mm suporte central
25	02		Parafuso sext. M12 x 90mm
26	02		Porca sext. M12 autotravante
27	02		Arruela M12



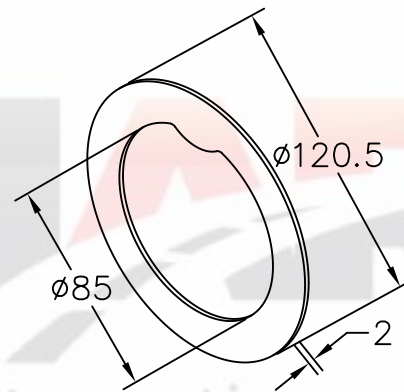
74.33

Suspensão para TE em 3/4" Usimar

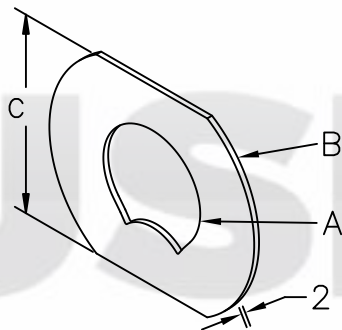
N°	Qtd.	Código	Denominação
01	02	74.22	Suporte Central
02	02	74.20	Suporte Traseiro
03	02	74.21	Suporte Dianteiro
04	02	82.52	Sapata da tração
05	02	82.51	Sapata do eixo redondo
06	02	74.19	Balança p/ pino Ø25mm
07	02	61.58	Tensor Fixo 425mm
08	02	61.59	Tensor regulável 425mm
09	04	82.53	Deslizante da Esfrega
10	08	90.11	Bucha Estabilizadora Nakata
11	02	41.14	Parafuso M24 x 160mm
12	10	50.26	Porca autotravante M24 x 2mm
13	06	41.16	Parafuso do tensor M24
14	04		Parafuso 5/8" x 5" zincado
15	04		Porca 5/8" autotravante
16	04		Parafuso M16 x 80 mm
17	04		Porca autotravante M16
18	04		Tubo Ø1" x 83mm



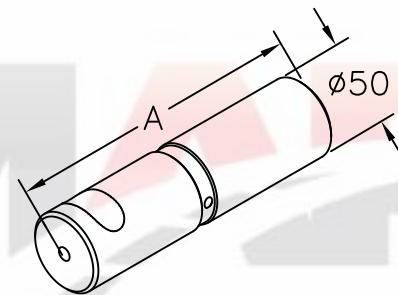
31.13
Arruela do cubo dianteiro



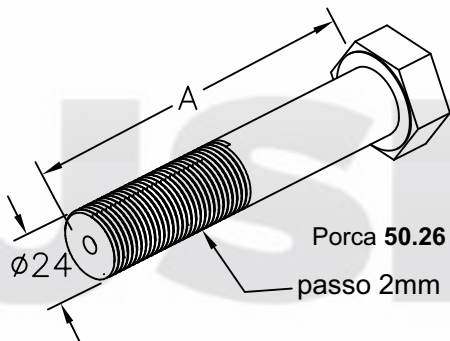
31.14
Arruela do cubo traseiro



Arruela de encosto do cubo de roda
31.28 - A = Ø40,2 B = Ø85 C = 72 (112)
31.29 - A = Ø45.2 B = Ø90 C = 77 (112 e 142)

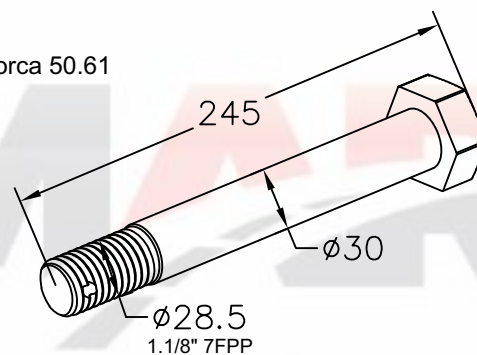


Pino da balança do TE LS
40.97 - A = 178mm
40.98 - A = 183mm

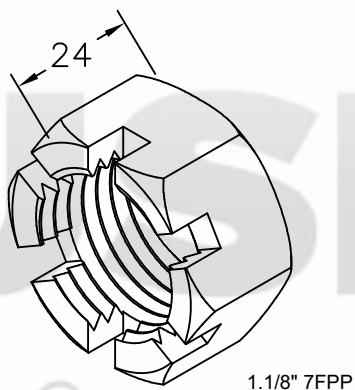


Pino do tensor do TE LS
41.16 - A = 125mm
41.20 - A = 140mm

Porca 50.61

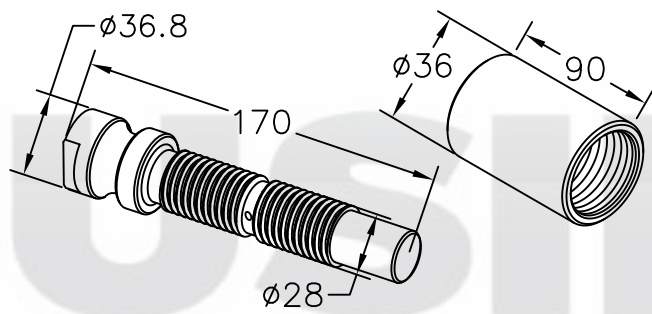


41.59
Pino Scania sueco

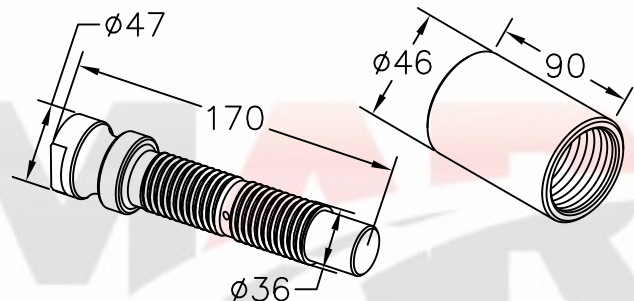


50.61
Porca castelo pino sueco

SCANIA

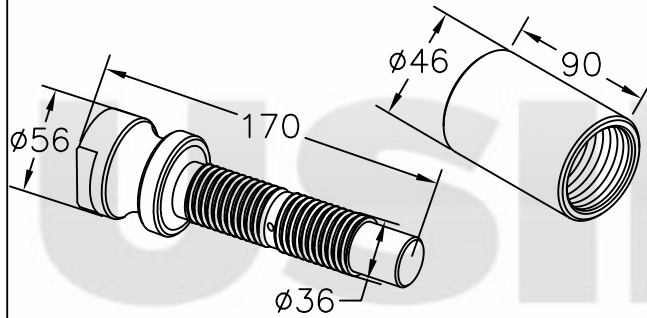


Olhal da mola dianteira 112/113



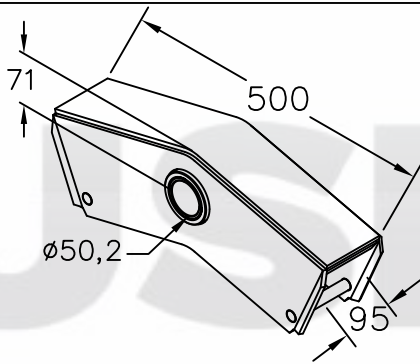
Olhal da mola traseira 112/113

PINO		BUCHA	
41.45 - Cementado	50.48 - Cementado	41.46 - Cementado	50.49 - Cementado
42.28 - Comum	50.91 - Comum	42.29 - Comum	51.39 - Comum

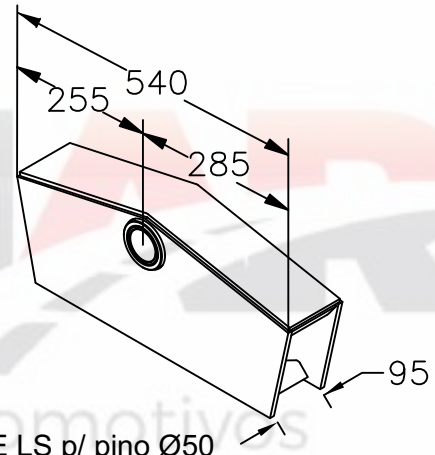


Olhal da mola traseira G5

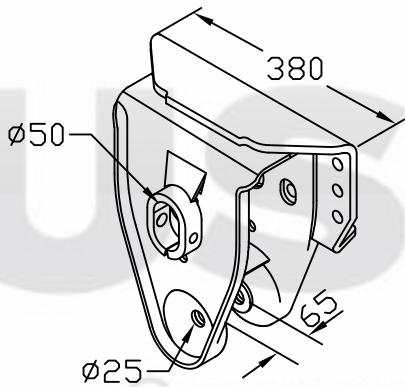
PINO		BUCHA	
41.76 - Cementado	50.49 - Cementado		
42.30 - Comum	51.39 - Comum		



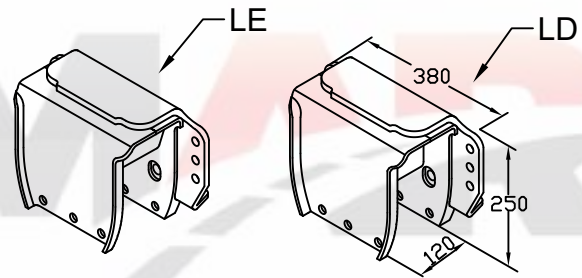
70.04
 Balança do TE LS p/ pino Ø50mm
71.85
 Balança do TE LS sem pininho p/ pino Ø50mm



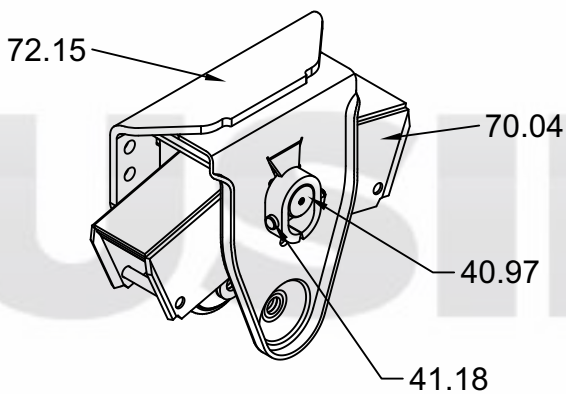
70.13
 Balança TE LS p/ pino Ø50



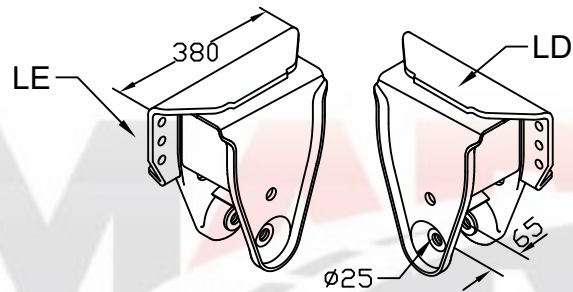
72.15
 Suporte central do TE LS suspensys



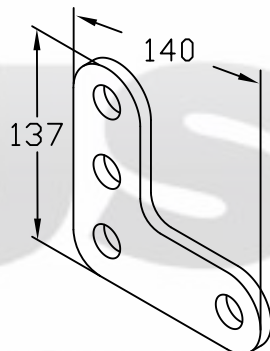
Suporte traseiro do TE LS Suspensys
72.18 - LE
72.19 - LD



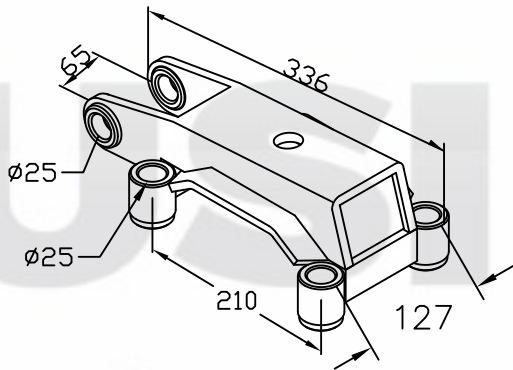
74.24
 Kit central do TE



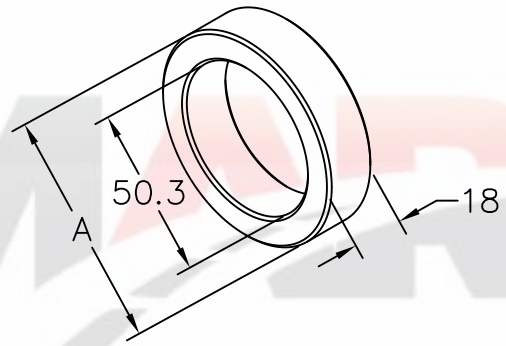
Suporte dianteiro do TE LS Suspensys reforçado
76.20 - LD
76.21 - LE



75.27
 Calço de fixação do suporte dianteiro, traseiro e central

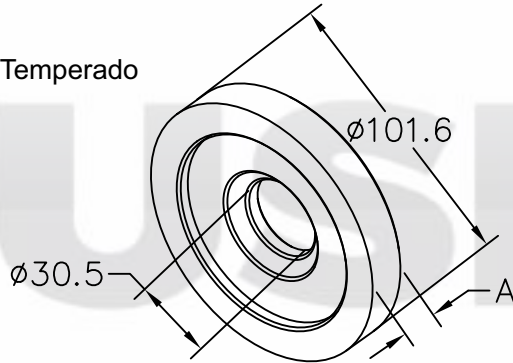


80.91
Sapata superior do eixo tração TE LS

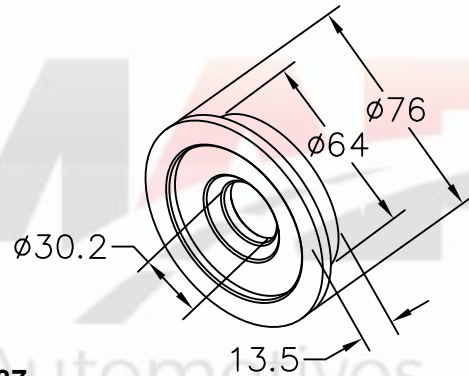


Mancal para restaurar o suporte central
81.45 - A = Ø70mm
81.46 - A = Ø60mm

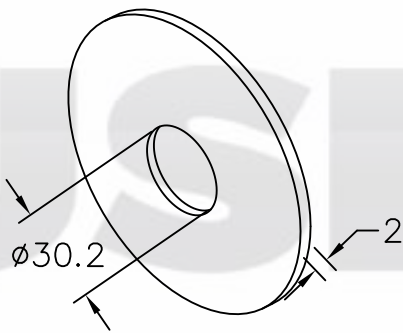
Temperado



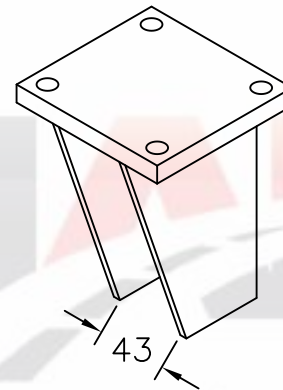
Arruela da suspensão pneumática
81.48 - A = 16,5mm
81.49 - A = 17,5mm



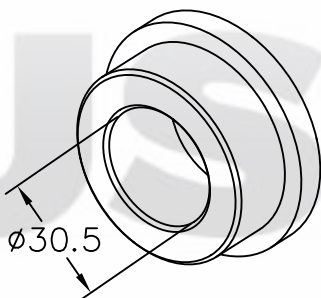
81.87
Arruela da suspensão pneumática



82.26
Arruela da suspensão pneumática lisa

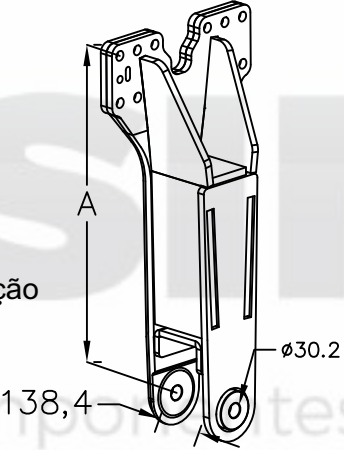
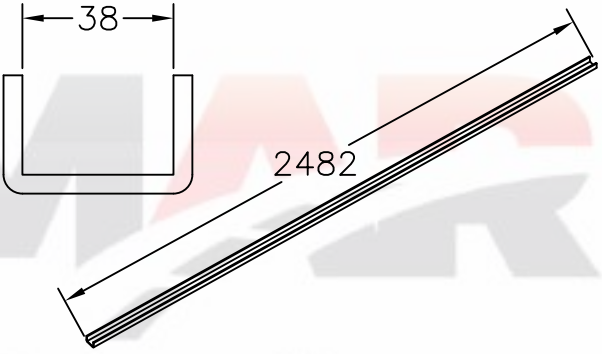
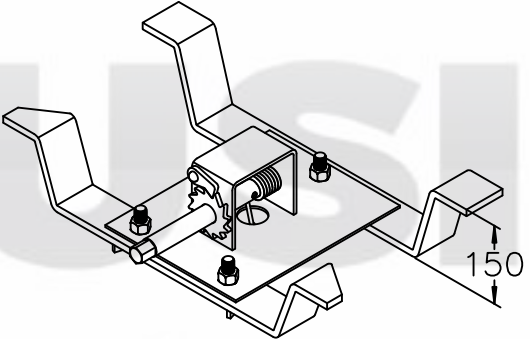
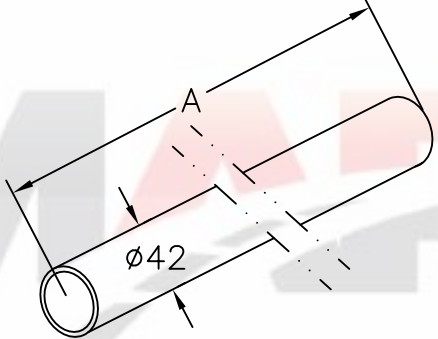
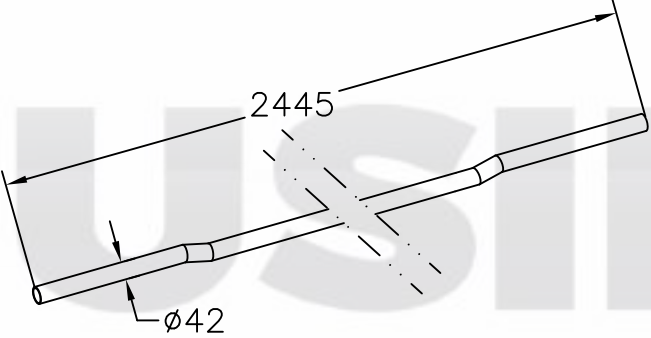
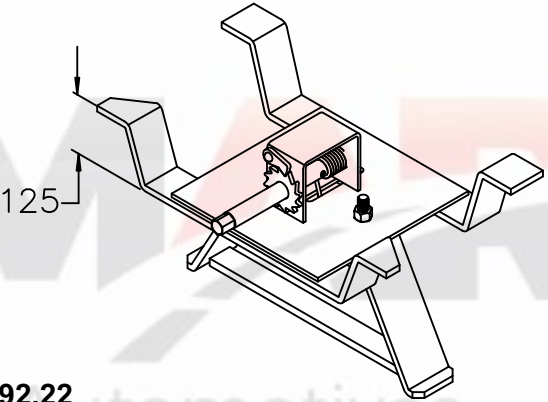
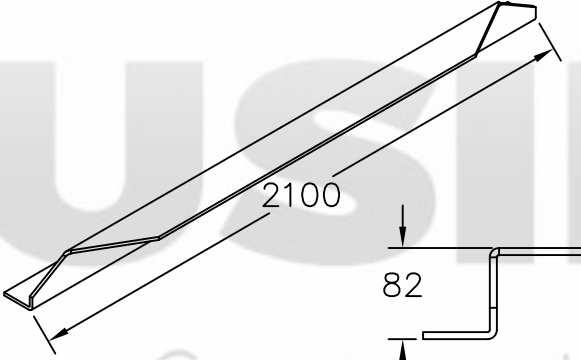
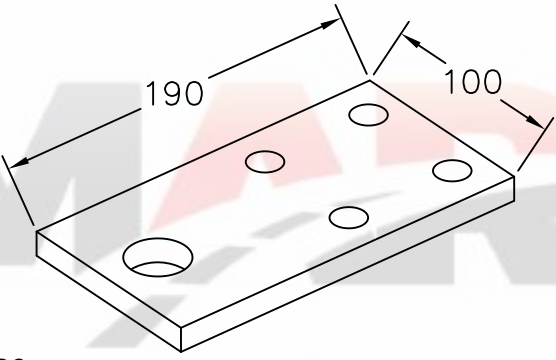


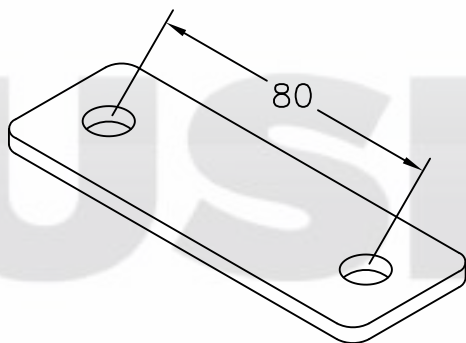
82.37
Chapa para sustentação do tubo do pára-lama do cavalo 113



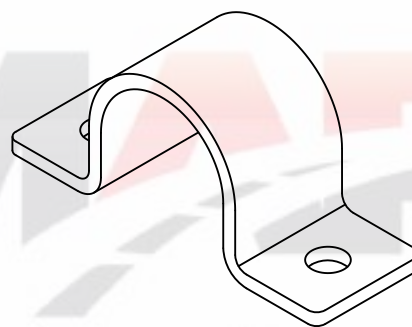
83.07
Mancal da suspensão pneumática

SCANIA

 <p>Suporte da mola adptação p/ erguer o caminhão</p> <p>90.04 - A = 710mm 90.05 - A = 760mm 90.06 - A = 660mm</p>	 <p>90.42 Perfil "U" do para-lama</p>
 <p>91.49 Porta estepe do cavalo Scania 113</p>	 <p>Tubo do paralama reto do cavalo 111/112</p> <p>25.09 - A = 815mm 91.61 - A = 2445mm</p>
 <p>91.62 Tubo do paralama curvo do cavalo 111/112</p>	 <p>92.22 Porta estepe para roda raiada</p>
 <p>92.25 Perfil "Z" de fixação da mesa da 5ª roda</p>	 <p>92.26 Suporte de fixação do perfil "Z" da mesa da 5ª roda</p>

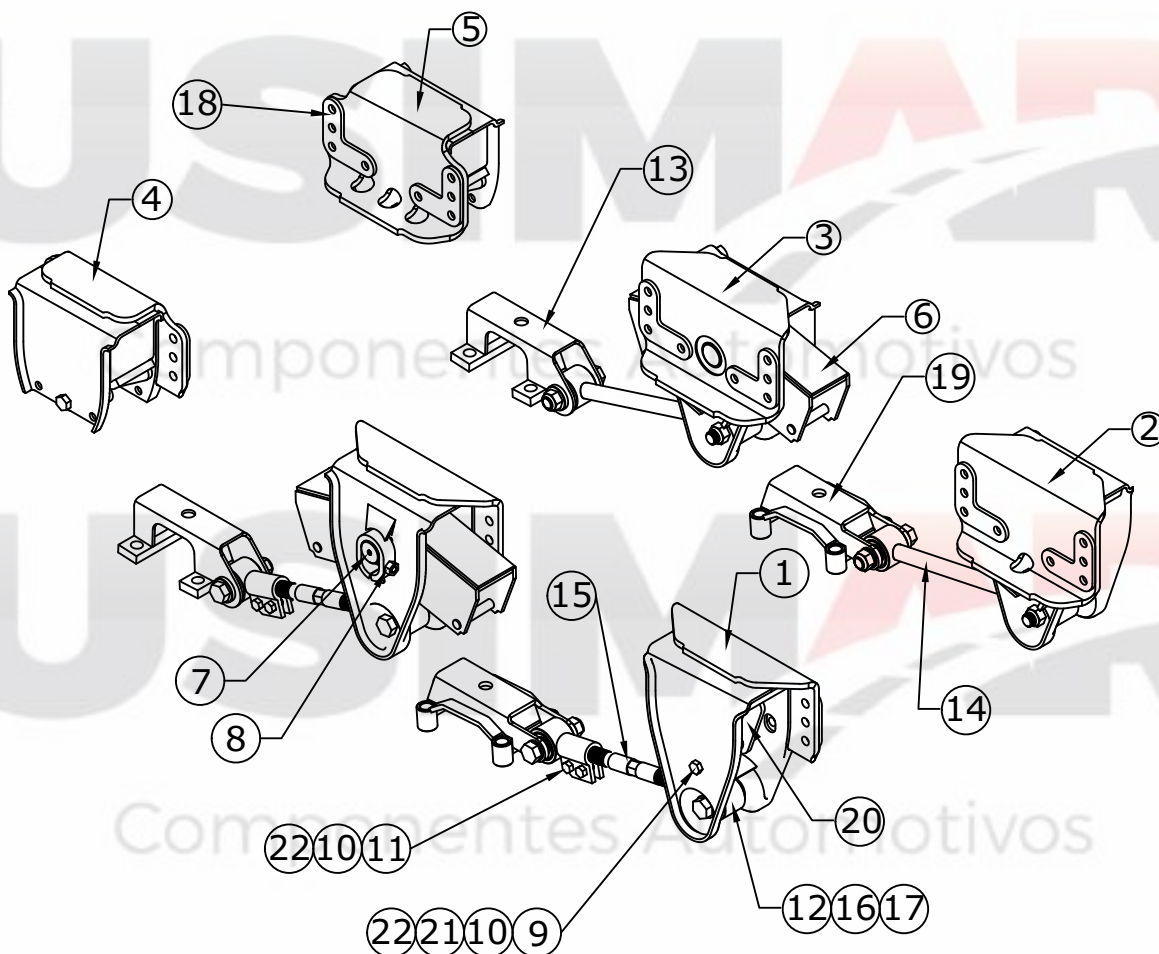


92.37
Reforço da abraçadeira do para-lama



24.83
Abraçadeira do pára-lama do cavalo

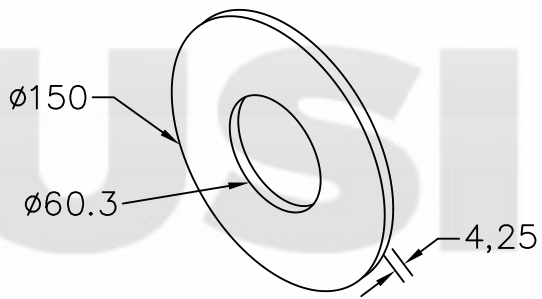




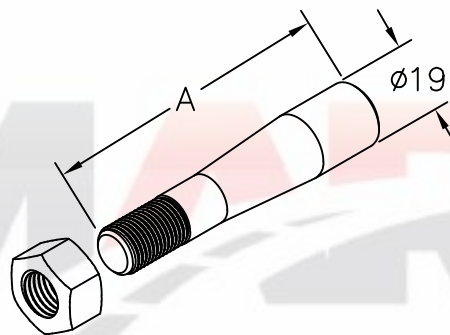
76.86

Suspensão Terceiro Eixo LS Suspensys

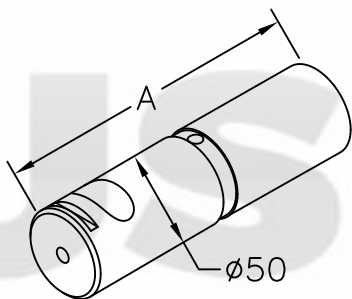
N°	Qtd.	Código	Denominação
01	01	76.20	Suporte dianteiro LD
02	01	76.21	Suporte dianteiro LE
03	02	72.15	Suporte central
04	01	72.19	Suporte traseiro LD
05	01	72.18	Suporte traseiro LE
06	02	70.04	Balança
07	02	40.97	Pino da balança
08	02	41.18	Contrapino do mancal
09	04		Paraf. sext. 5/8" x 6"
10	12		Porca 5/8"
11	08		Paraf. 5/8" x 2"
12	08	41.16	Pino do tensor
13	02	80.51	Sapata do 3° eixo retângular
14	02	60.30	Tensor fixo
15	02	60.29	Tensor regulável
16	08	50.26	Porca autotravante
17	08	90.63	Bucha molecular
18	12	75.27	Calço do suporte
19	02	80.91	Sapata superior de tração
20	04	80.01	Deslizante da esfrega
21	04	82.04	Tubo da esfrega móvel
22	18		Arruela de pressão 5/8"



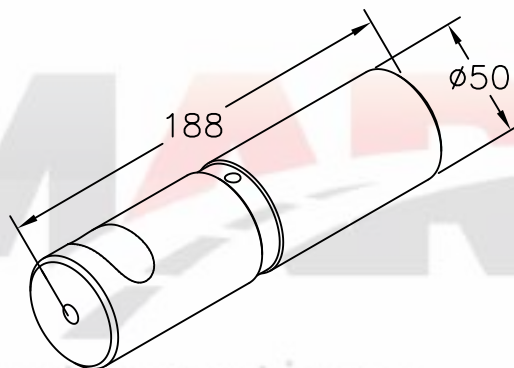
31.26
Arruela de reparo suporte central



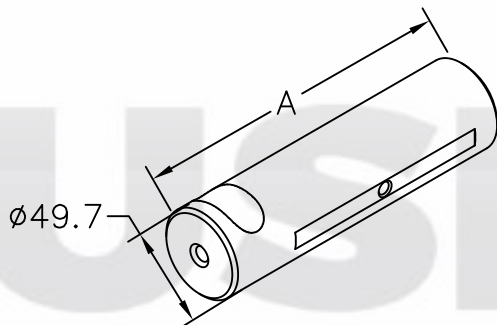
Pino cônico para mancal com porca do SR
40.03 - A = 92mm
40.05 - A = 100mm



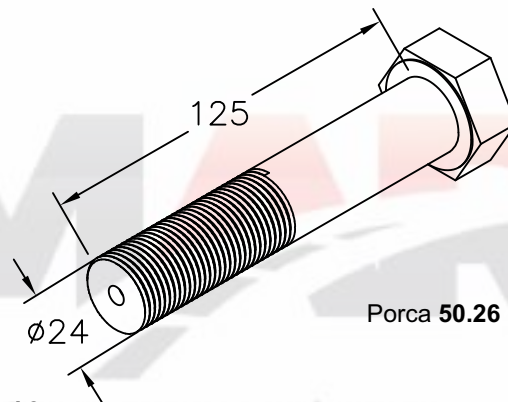
Pino da Balança do TE modelo Suspensys
40.75 - A = 190mm
40.76 - A = 180mm



40.77
Pino da balança do TE

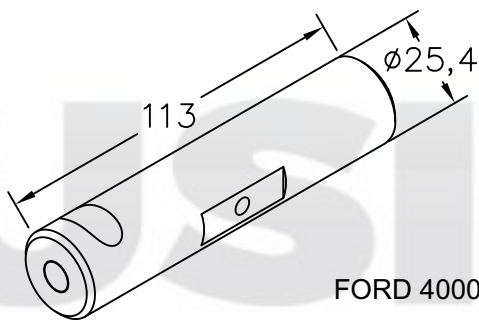


Pino da balança do TE do suporte fundido
40.78 - A = 183mm
41.87 - A = 185mm



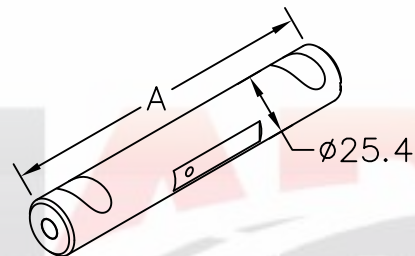
41.16
Pino do Tensor

VOLKSWAGEN/FORD

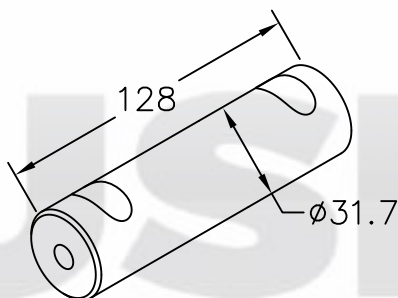


FORD 4000

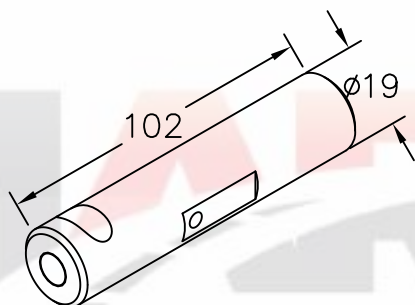
Pino do suporte de mola
40.72 - Cementado
42.03 - Comum



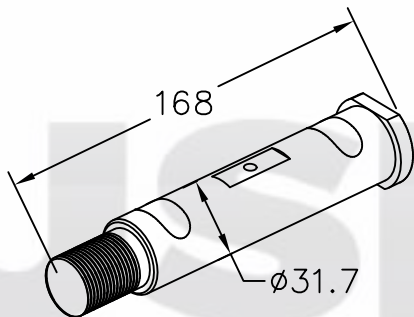
Pino do olhal de mola 16170/220/300
40.99 - A = 155mm (cementado TR E DT)
41.00 - A = 170mm (cementado Longo DT)
41.25 - A = 155mm (comum TR E DT)
41.26 - A = 170mm (comum Longo DT)



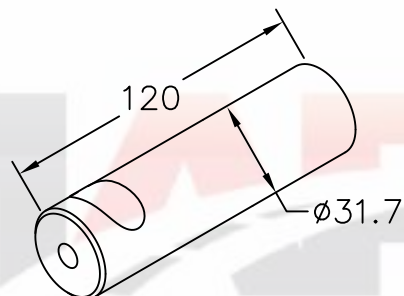
Pino do olhal da mola traseira F12000/1215
 outros
41.60 - Cementado
42.38 - Comum



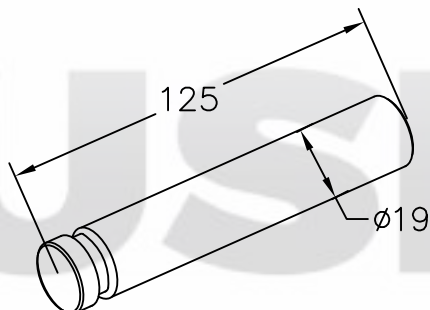
Pino do olhal da mola traseira F350
41.66 - Cementado
42.37 - Comum



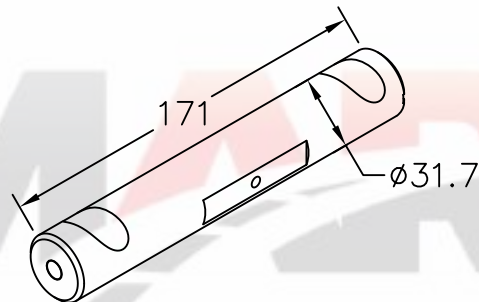
Pino do olhal da mola tensora TR
42.14 - Cementado
42.39 - Comum



Pino do olhal da mola tensora traseira
42.17 - Cementado
42.40 - Comum



Pino do suporte da mola com canal
42.41 - Cementado
42.42 - Comum



Pino do olhal da mola pit bull
42.47 - Cementado
42.48 - Comum

VOLKSWAGEN/FORD

Tensor da suspensão TE fundida Cargo/Constellation
60.42 - Fixo
60.43 - Regulável

Tensor com luvas fundidas
60.44 - Fixo
60.45 - Regulável

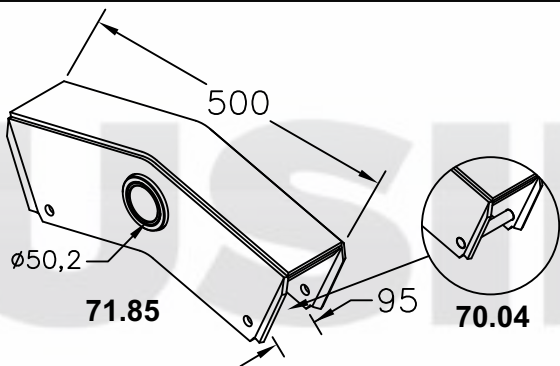
Tensor para o terceiro eixo
60.58 - Regulável
60.59 - Fixo

Tensor com luvas fundidas ou em chapa

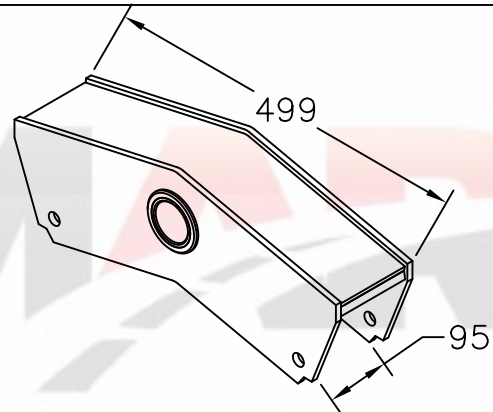
TENSOR	LUVA
60.90 - Luva fundida	60.63 , 60.62
60.29 - Em chapa	60.65 , 60.64

Tensor do TE suspensão 3/4"
61.59 - Regulável
61.58 - Fixo

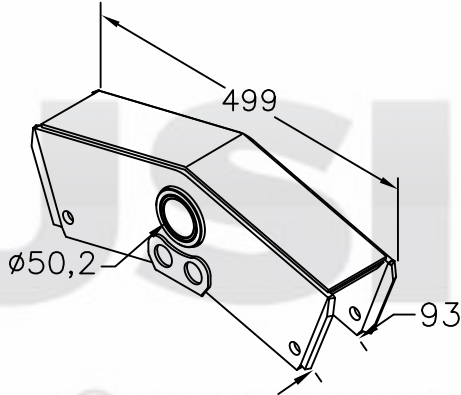
VOLKSWAGEN/FORD



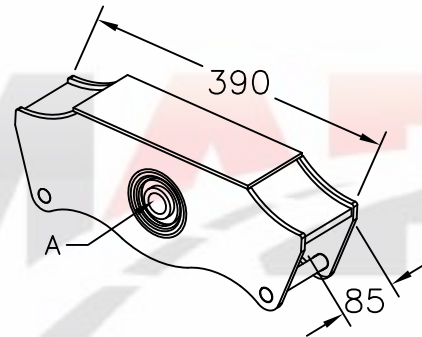
Balança do TE para pino Ø50mm
70.04 - Com pino
71.85 - Sem pino



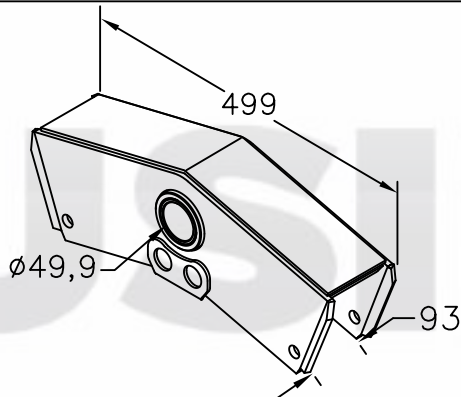
70.21
 Balança do TE para pino Ø 50 mm
 com tampa baixa



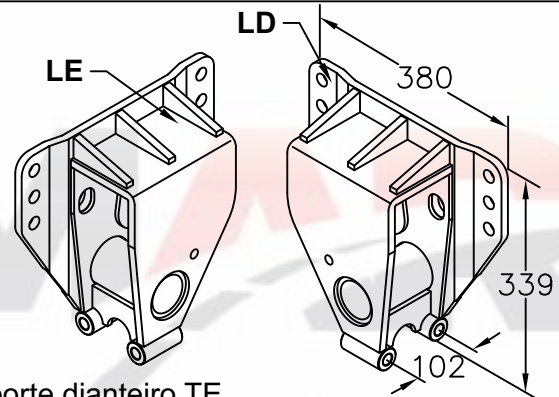
70.91
 Balança TE suspensão fundida 6x2 Constel
 24250/Cargo 2428



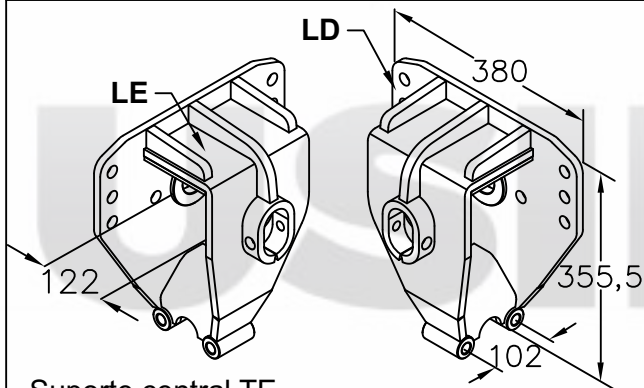
Balança do TE 3/4
74.19 - A = Ø25mm (para parafuso M24)
76.55 - A = Ø30,1mm (para parafuso M30)



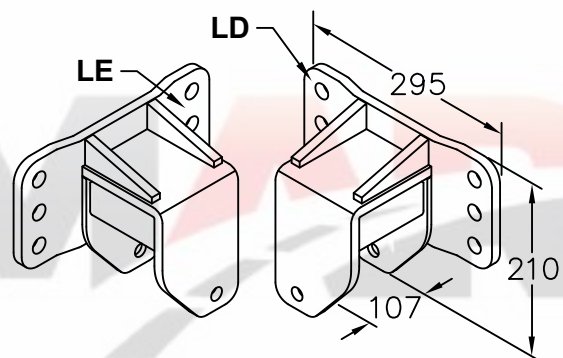
75.30
 Balança TE suspensão fundida 6x2 Constel
 24250/Cargo 2428



Suporte dianteiro TE
71.75 - LD
71.76 - LE

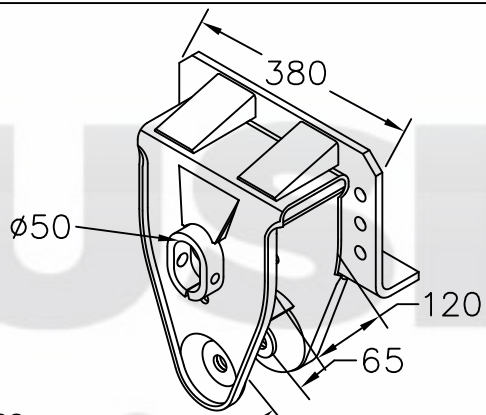


Suporte central TE
71.77 - LD
71.78 - LE

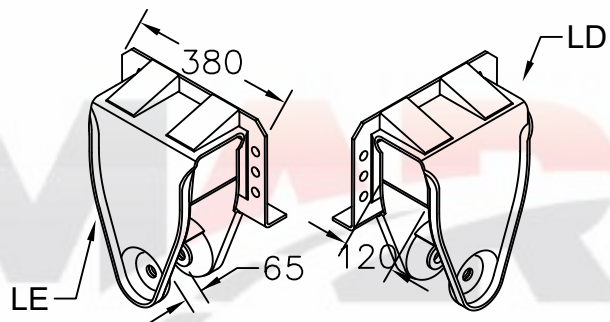


Suporte traseiro TE
71.79 - LD
71.80 - LE

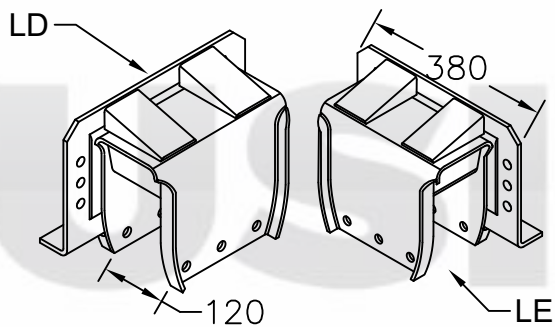
VOLKSWAGEN/FORD



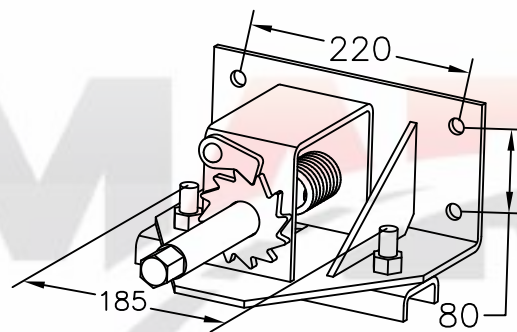
72.28
Suporte Central do TE modelo Suspensys



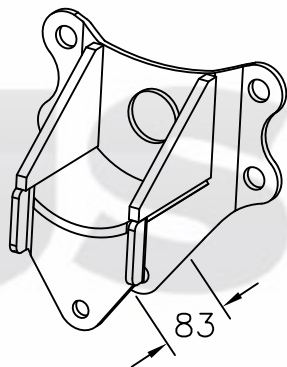
Suporte Dianteiro do TE modelo Suspensys
72.30 - LD
72.29 - LE



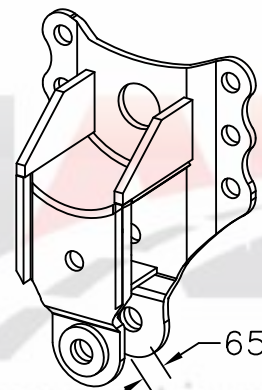
Suporte Traseiro do TE modelo Suspensys
72.32 - LD
72.31 - LE



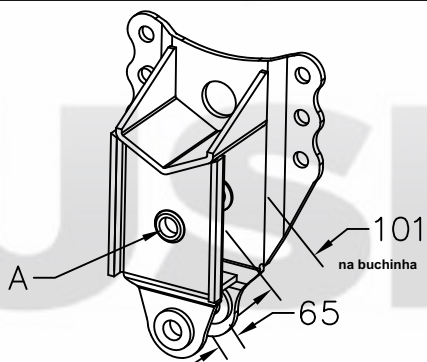
73.10
Porta Estepe para Ford F4000



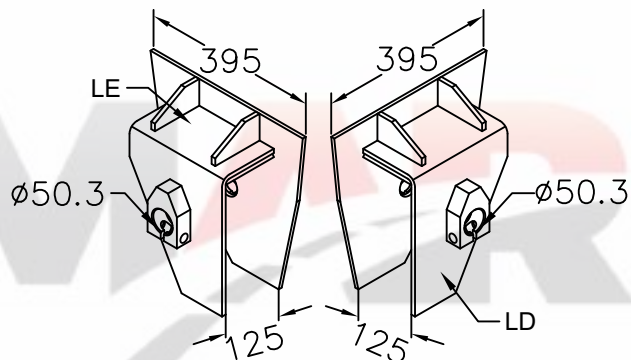
74.20
Suporte traseiro do TE em 3/4



74.21
Suporte dianteiro do TE em 3/4

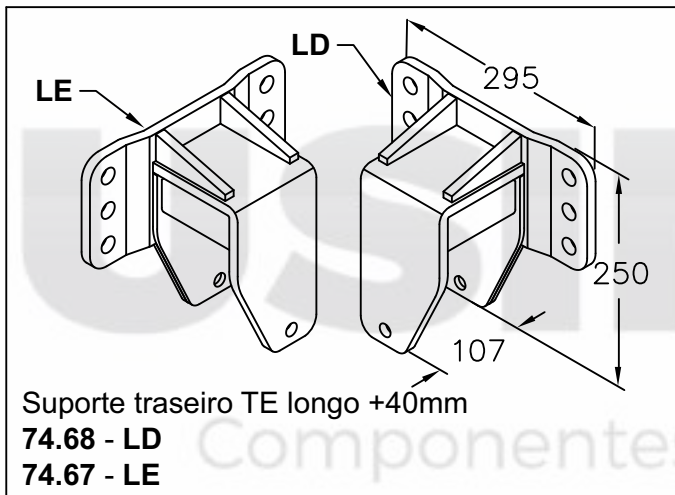


Suporte central do TE suspensão 3/4
74.22 - A = Ø25mm (para parafuso M24)
76.56 - A = Ø30,1mm (para parafuso M30)

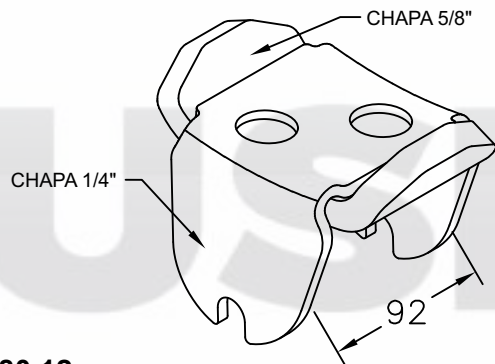


Suporte central do TE Ford Cargo
74.44 - LD
74.45 - LE

VOLKSWAGEN/FORD

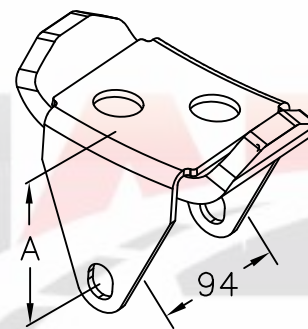


VOLKSWAGEN/FORD



80.12

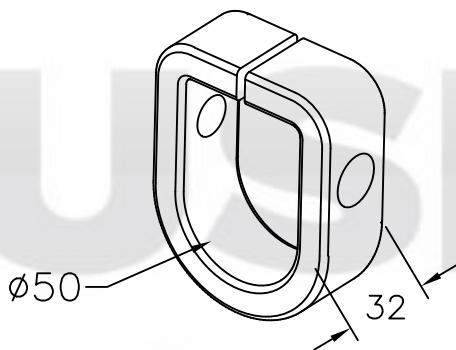
Esfrega móvel do TE suspensão fundida
Suspensys modelo 2011



Esfrega móvel do TE suspensão fundida

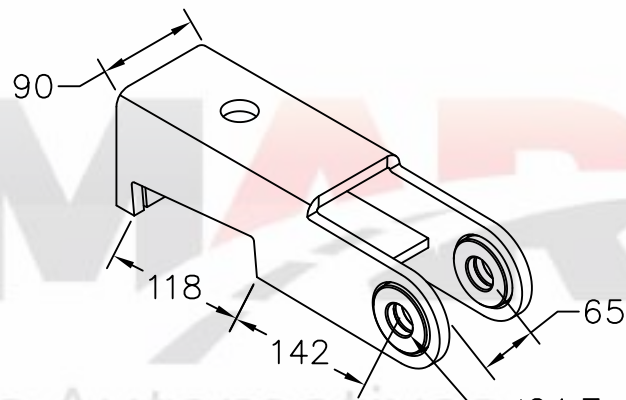
80.13 - A = 79mm

80.14 - A = 89mm



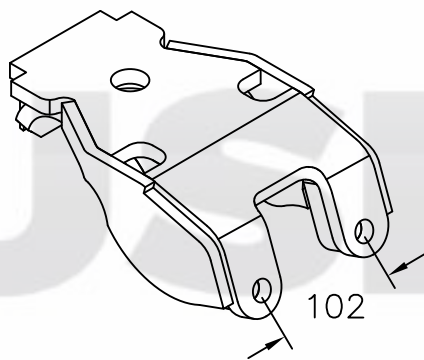
80.34

Mancal do pino cônico suporte central do TE



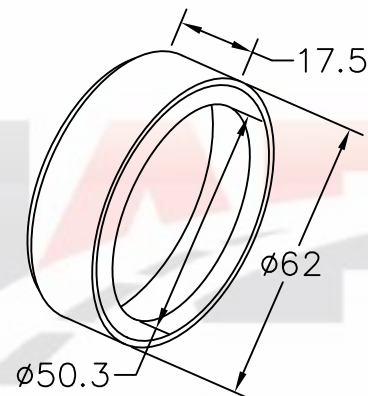
81.02

Sapata superior de tração do TE Suspensys



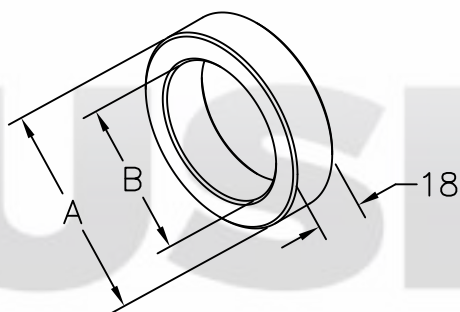
81.04

Sapata Superior do TE do eixo truck ford Cargo
2009



81.44

Mancal Interno do suporte VW

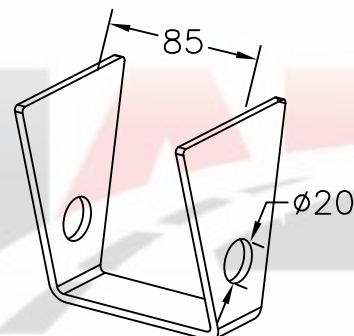


Mancal para restaurar o suporte central

81.45 - A = Ø70mm B = Ø50,3mm

81.46 - A = Ø60mm B = Ø50,3mm

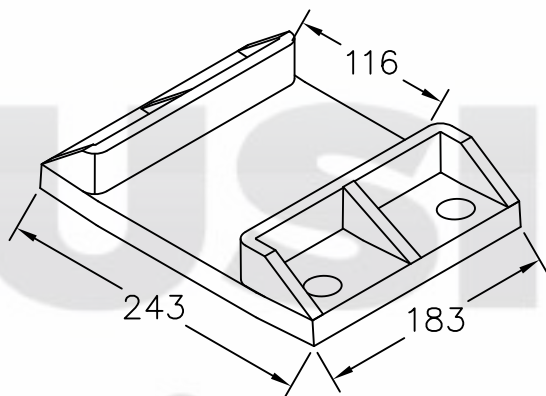
82.41 - A = Ø70mm B = Ø60,3mm



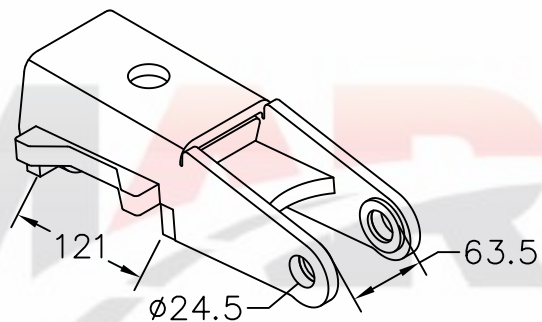
82.31

Chapa do suporte traseiro p/ traseira Cargo

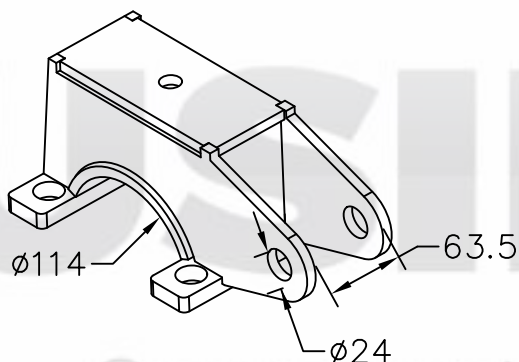
VOLKSWAGEN/FORD



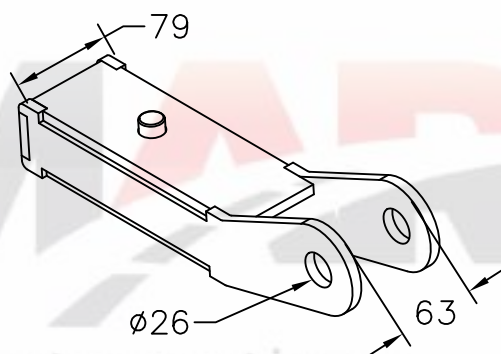
82.40
Sapata inferior de tração do TE



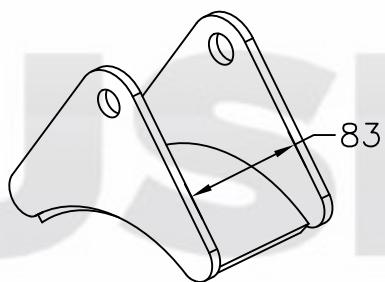
82.49
Sapata superior da tração do TE Constellation 24.250 (81000701)



82.51
Sapata eixo redondo suspensão 3/4"



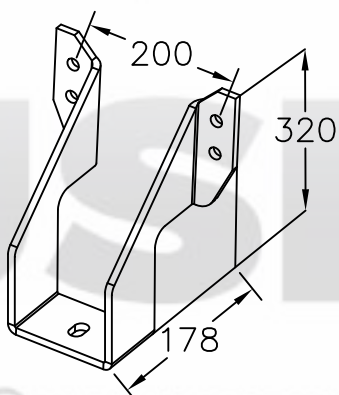
82.52
Sapata da tração suspensão 3/4"



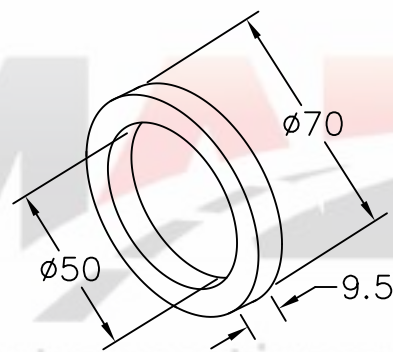
82.53
Deslizante da suspensão 3/4"



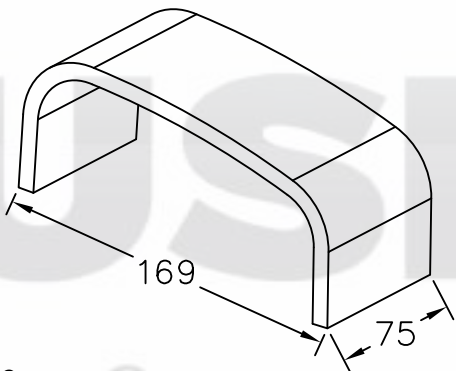
82.78
Esfrega móvel do TE suporte longo +40mm



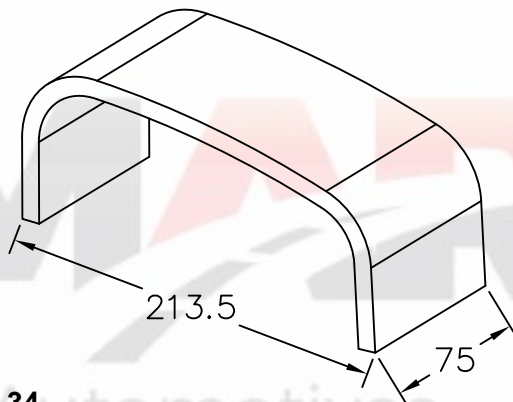
82.94
Suporte de fixação do suspensor 4 furos Ford cargo 2428



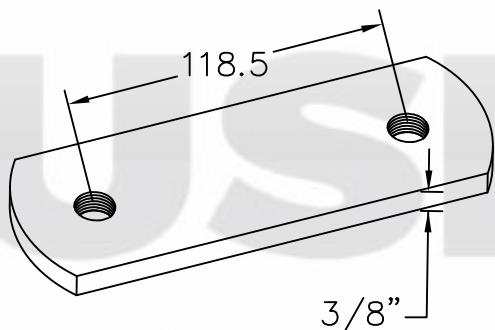
83.03
Mancal externo do pino da balança



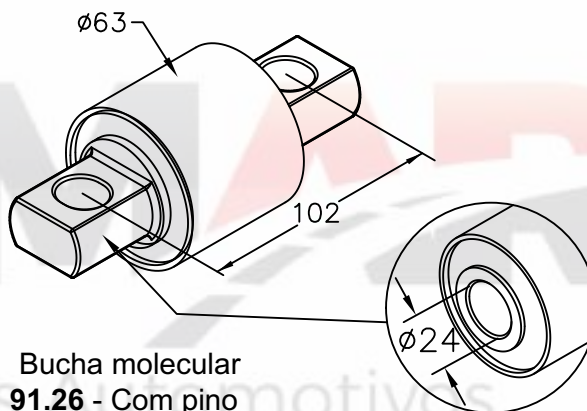
83.33
Deslizante da mola traseira VW14140/16210



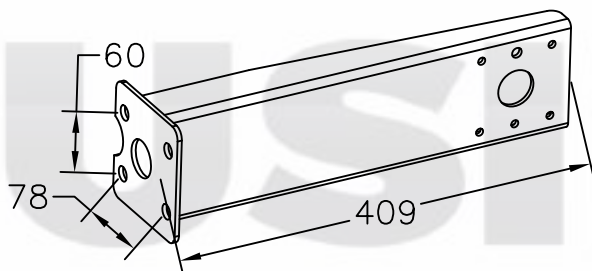
83.34
Deslizante da mola tras/tras. VW16170/16220



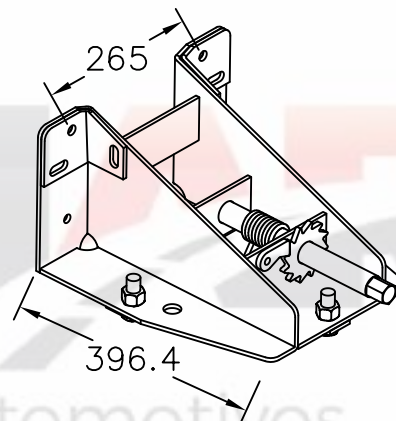
83.43
Lateral do jumelo de mola VW 7.90



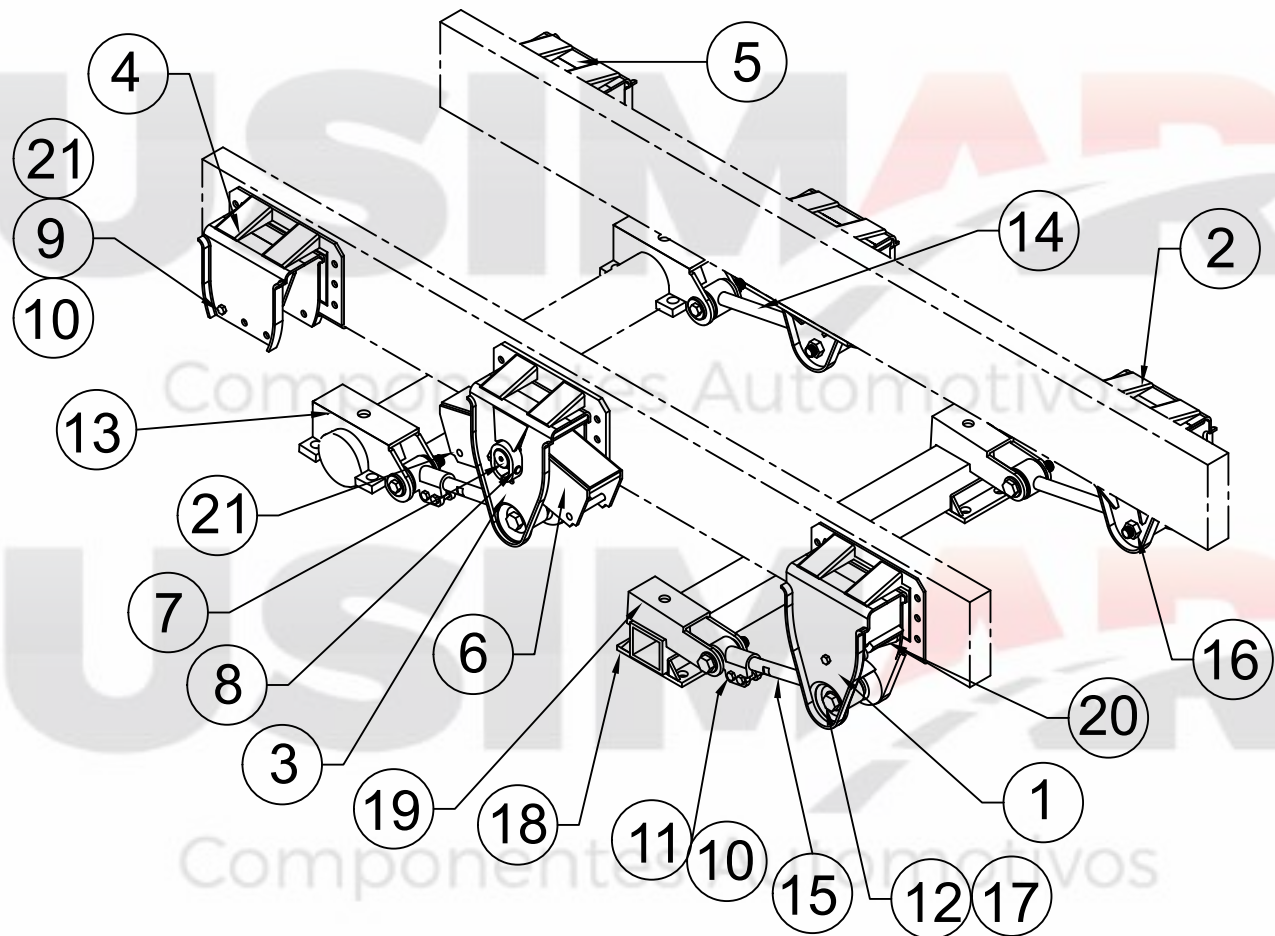
Bucha molecular
91.26 - Com pino
91.27 - Sem pino



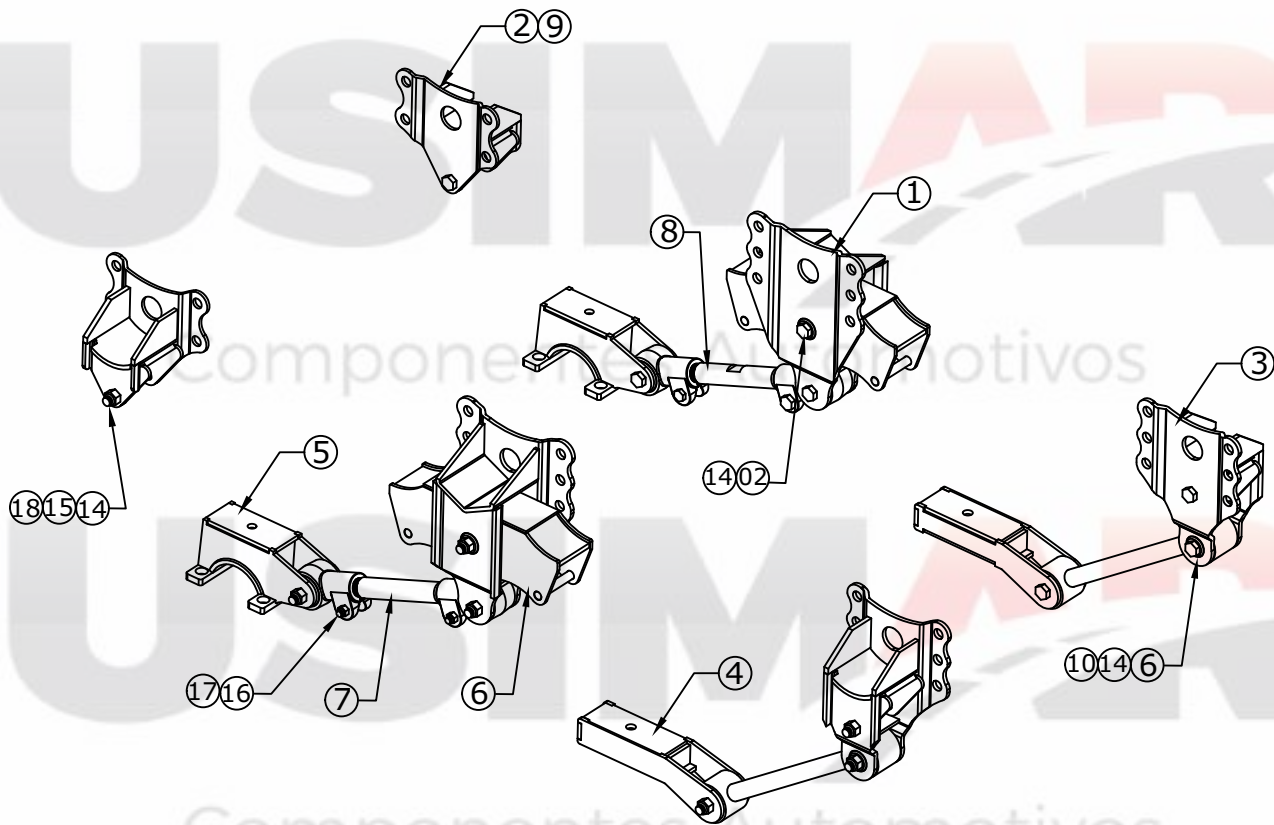
92.33
Suporte da sinaleira traseira VW/FO



93.33
Porta estepe roda disco

**73.74****Suspensão Terceiro Eixo Suspensys**

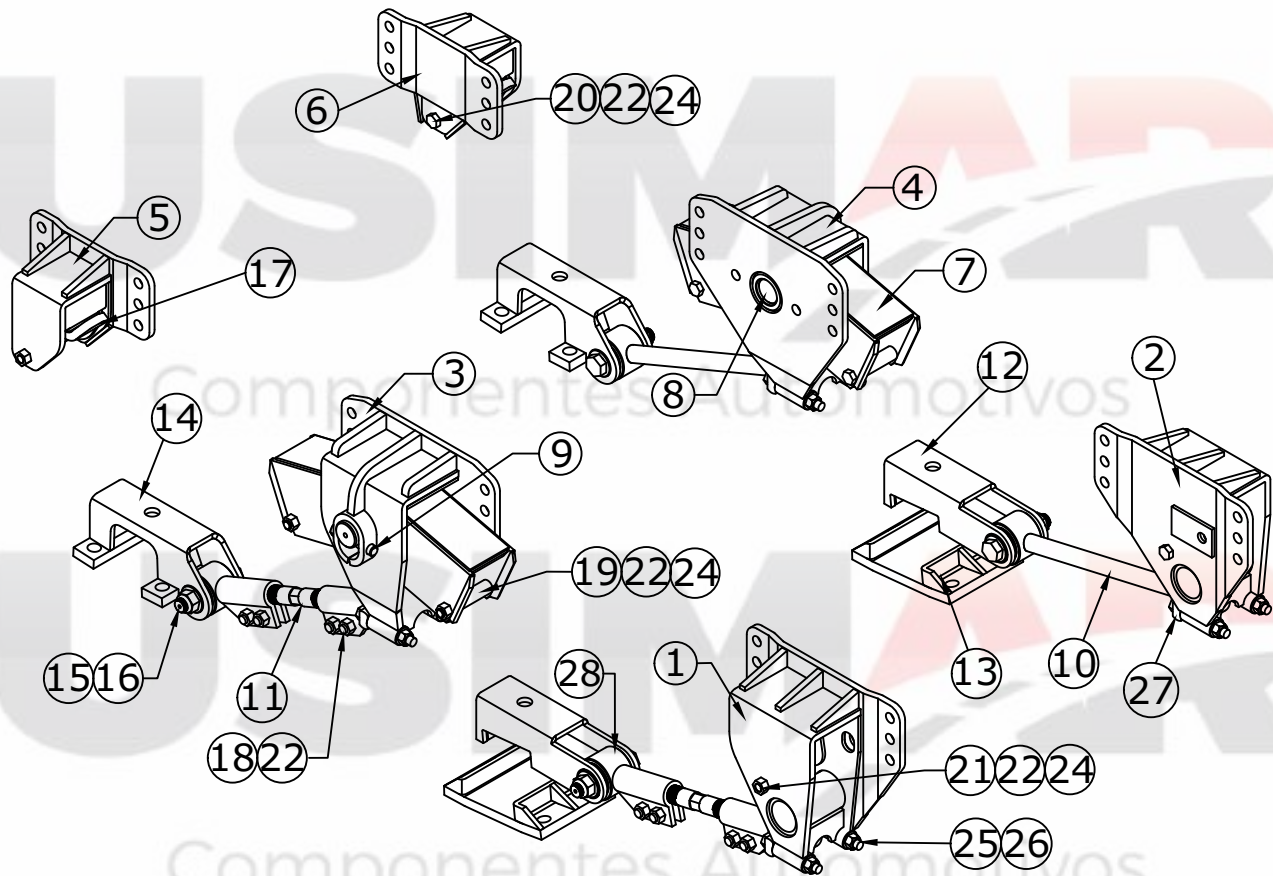
N°	Qtd.	Código	Denominação
01	01	72.30	Suporte dianteiro LD
02	01	72.29	Suporte dianteiro LE
03	02	72.28	Suporte central
04	01	72.32	Suporte traseiro LD
05	01	72.31	Suporte traseiro LE
06	02	70.04	Balança
07	02	40.75	Pino da balança
08	02	41.18	Contrapino do mancal
09	04		Paraf. sext. 5/8" x 6"
10	12		Porca 5/8"
11	08		Paraf. 5/8" x 2"
12	08	41.16	Pino do tensor
13	02	80.50	Sapata do 3° eixo
14	02	60.30	Tensor fixo
15	02	60.29	Tensor regulável
16	08	50.26	Porca autotravante
17	08	90.63	Bucha molecular
18	02	82.40	Sapata inferior de tração
19	02	81.03	Sapata superior de tração
20	04	80.01	Deslizante da esfrega
21	04	82.04	Tubo da esfrega móvel



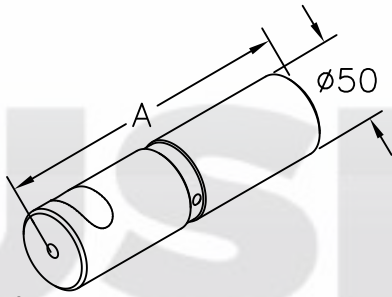
74.33

Suspensão para TE em 3/4" Usimar

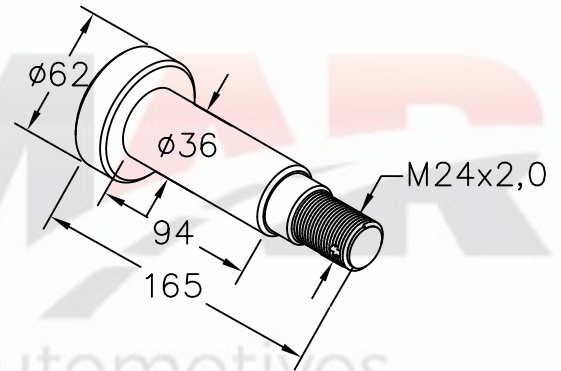
N°	Qtd.	Código	Denominação
01	02	74.22	Suporte Central
02	02	74.20	Suporte Traseiro
03	02	74.21	Suporte Dianteiro
04	02	82.52	Sapata da tração
05	02	82.51	Sapata do eixo redondo
06	02	74.19	Balança p/ pino Ø25mm
07	02	61.58	Tensor Fixo 425mm
08	02	61.59	Tensor regulável 425mm
09	04	82.53	Deslizante da Esfrega
10	08	90.11	Bucha Estabilizadora Nakata
11	02	41.14	Parafuso M24 x 160mm
12	10	50.26	Porca autotravante M24 x 2mm
13	06	41.16	Parafuso do tensor M24
14	04		Parafuso 5/8" x 5" zincado
15	04		Porca 5/8" autotravante
16	04		Parafuso M16 x 80 mm
17	04		Porca autotravante M16
18	04		Tubo Ø1" x 83mm

**76.81****Suspensão do TE Suspensys Ford Cargo 2428**

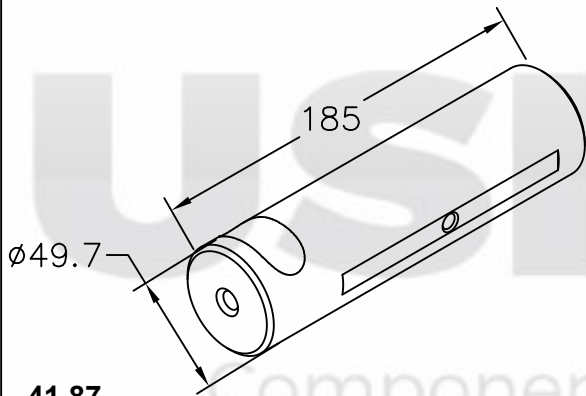
N°	Qty.	Código	Denominação
01	01	71.75	Suporte dianteiro LD
02	01	71.76	Suporte dianteiro LE
03	01	71.77	Suporte central LD
04	01	71.78	Suporte central LE
05	01	71.79	Suporte traseiro LD
06	01	71.80	Suporte traseiro LE
07	02	70.91	Balança para pino Ø50mm
08	02	40.77	Pino da Balança Ø50mm
09	02	41.18	Contrapino do mancal + porca 9/16"
10	02	60.42	Tensor fixo 480mm
11	02	60.43	Tensor regulável 480mm
12	02	81.02	Sapata Superior da Tração
13	02	82.40	Sapata Inferior da Tração
14	02	80.51	Sapata Superior eixo quadrado
15	04	41.16	Pino do Tensor
16	04	50.26	Porca do pino do tensor
17	04	80.12	Esfrega móvel
18	08		Parafuso sextavado 5/8" x 2"
19	04		Parafuso sextavado 5/8" x 5"
20	02		Parafuso sextavado 5/8" x 5.1/2"
21	02		Parafuso sextavado 5/8" x 6"
22	16		Porca 5/8"
24	04	82.04	Tubo
25	08		Parafuso M16 x 120mm 8.8
26	08		Porca M16
27	04	91.26	Bucha molecular com pino
28	04	91.27	Bucha molecular sem pino



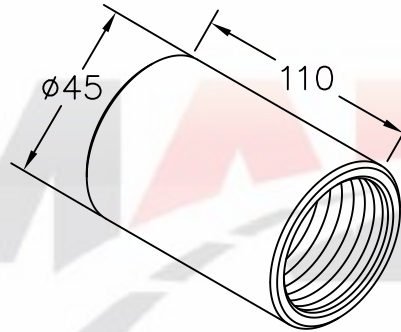
Pino da balança
40.77 - A = 188mm (TE)
40.97 - A = 178mm (TE LS)
40.98 - A = 183mm (TE LS)
41.01 - A = 192mm (TE)



41.84
 Pino do tensor TE

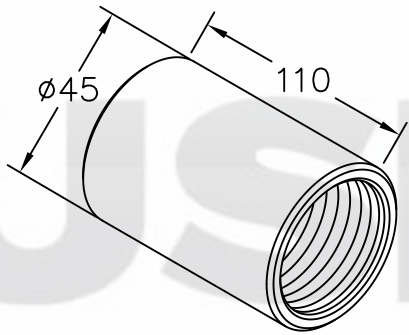


41.87
 Pino da balança do TE do suporte fundido

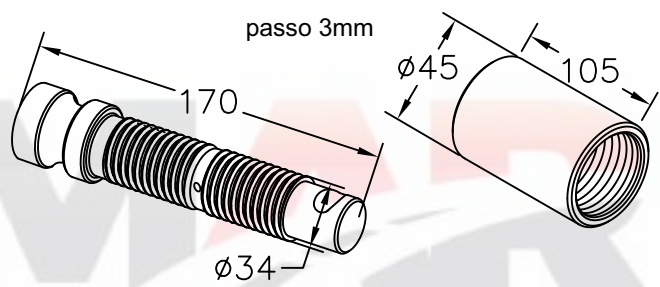


Bucha do olhal da mola onibus volvo B58
51.41 - Cementado
51.42 - Comum

VOLVO



Bucha do olhal da mola onibus volvo B58
51.41 - Cementado
51.42 - Comum



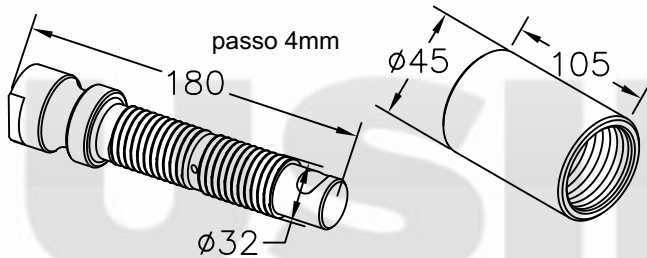
Olhal da mola NL 12 rosca fina

PINO

BUCHA

41.89 - Cementado
42.32 - Comum

51.28 - Cementado
51.40 - Comum



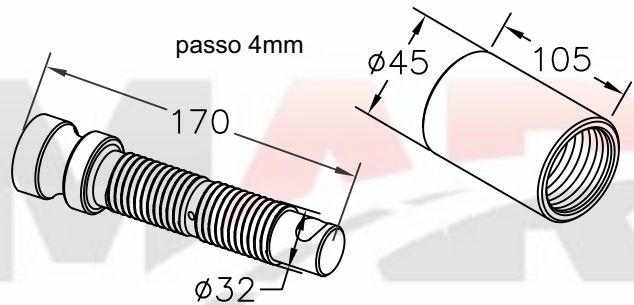
Olhal da mola adaptado cabeça chave rosca grossa

PINO

BUCHA

41.91 - Cementado
42.33 - Comum

51.24 - Cementado
51.30 - Comum



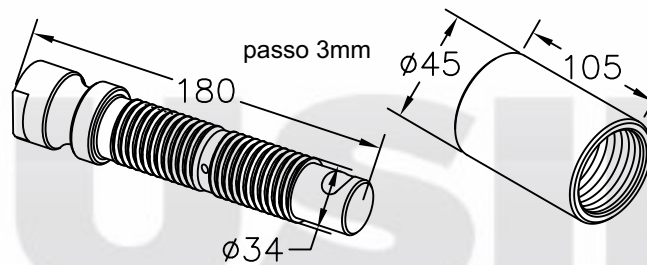
Pino do olhal da mola NH rosca grossa

PINO

BUCHA

41.93 - Cementado
42.31 - Comum

51.24 - Cementado
51.30 - Comum



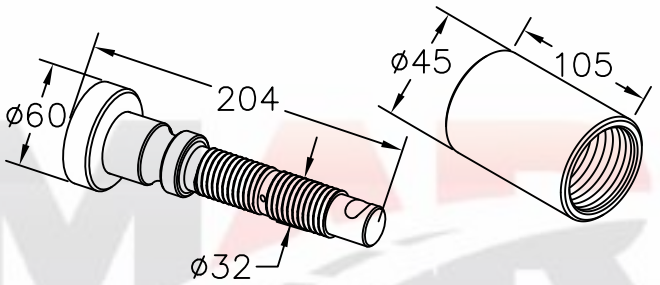
Olhal da mola adaptado cabeça chave rosca fina

PINO

BUCHA

42.08 - Cementado
42.34 - Comum

51.28 - Cementado
51.40 - Comum



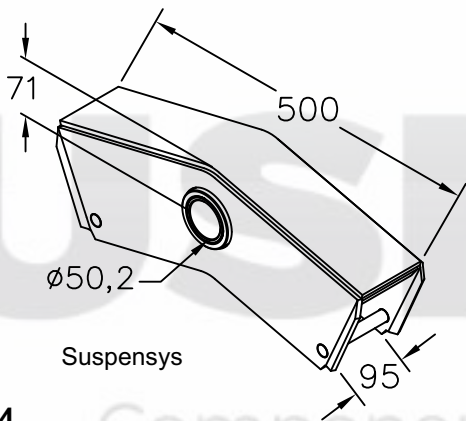
Olhal da mola adaptado cabeça chave rosca grossa

PINO

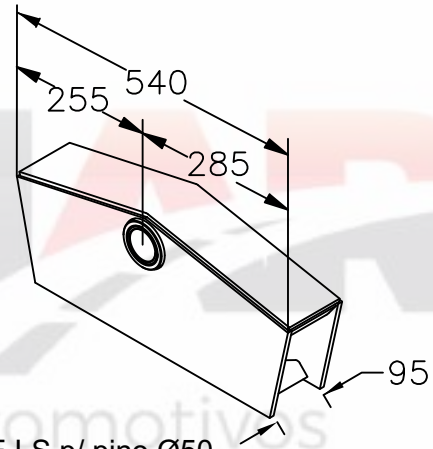
BUCHA

42.35 - Cementado
42.36 - Comum

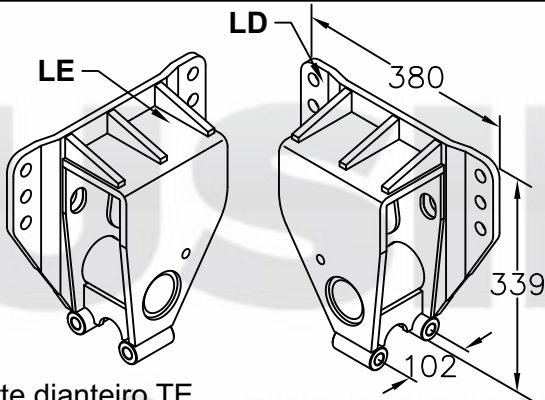
51.24 - Cementado
51.30 - Comum



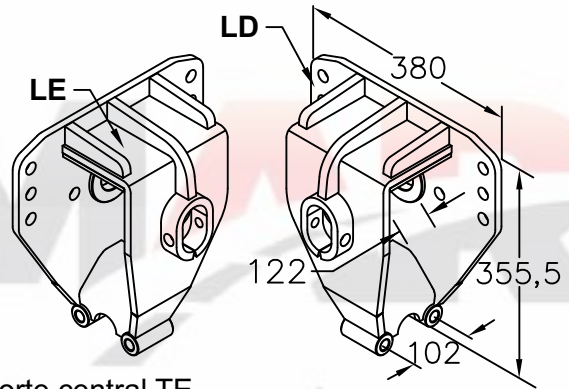
70.04
Balança do TE LS p/ pino $\phi 50$ mm



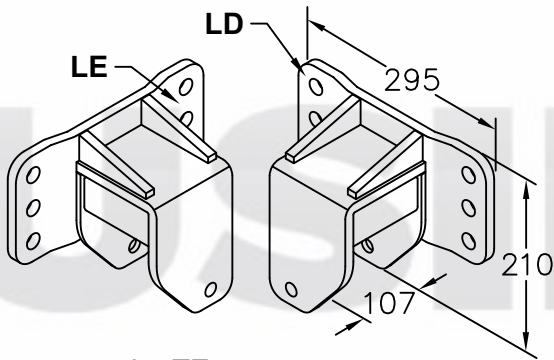
70.13
Balança TE LS p/ pino $\phi 50$



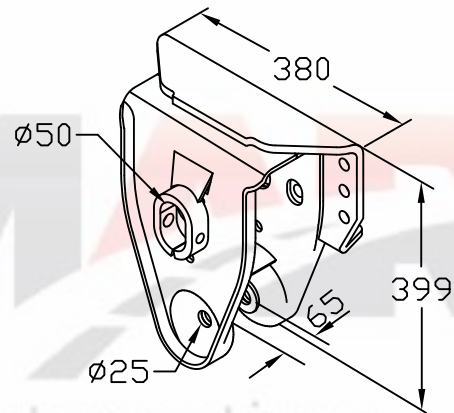
Suporte dianteiro TE
71.75 - LD
71.76 - LE



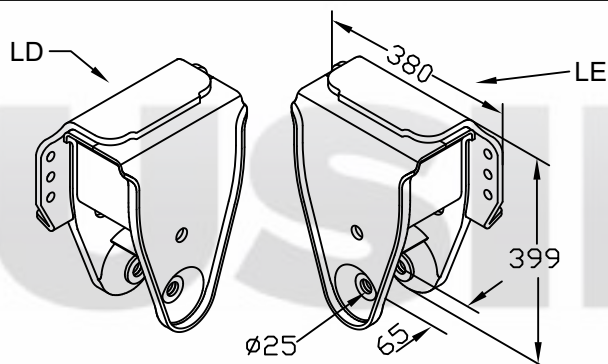
Suporte central TE
71.77 - LD
71.78 - LE



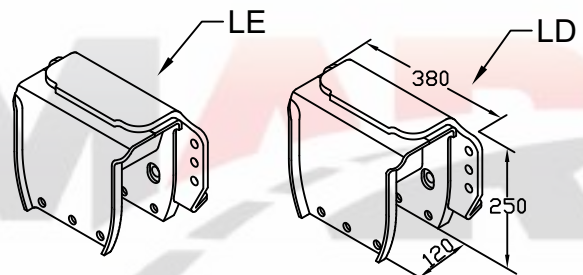
Suporte traseiro TE
71.79 - LD
71.80 - LE



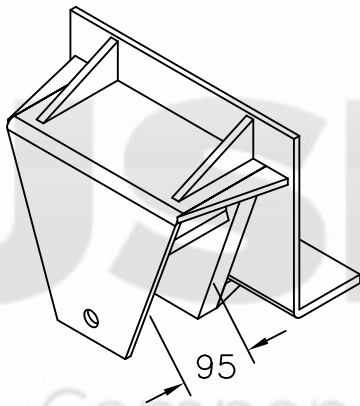
72.15
Suporte central do TE LS suspensys



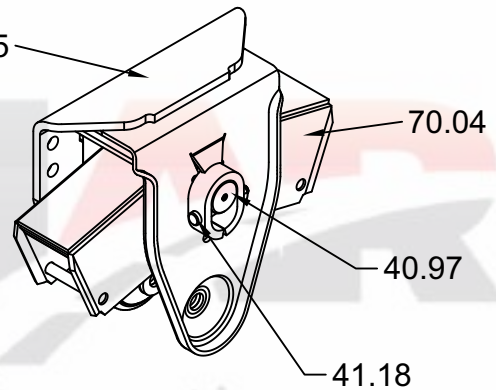
Suporte dianteiro do TE LS Suspensys
72.16 - LE
72.17 - LD



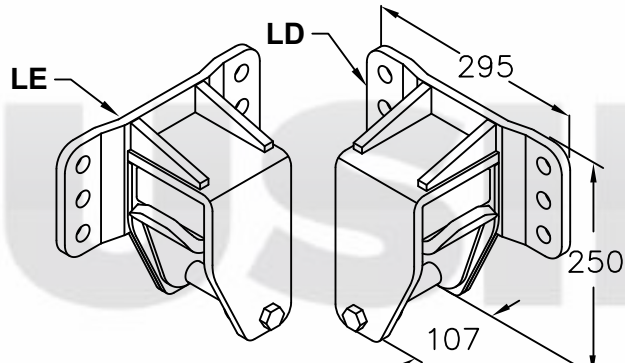
Suporte traseiro do TE LS Suspensys
72.18 - LE
72.19 - LD



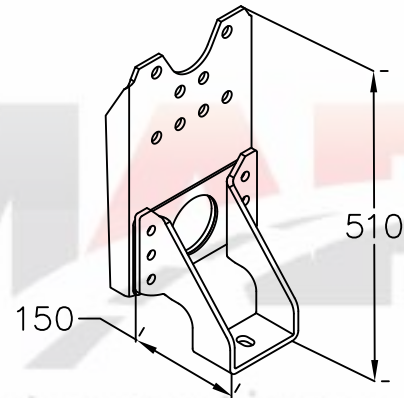
74.01
Suporte traseiro/dianteiro do TE do Volvo LS



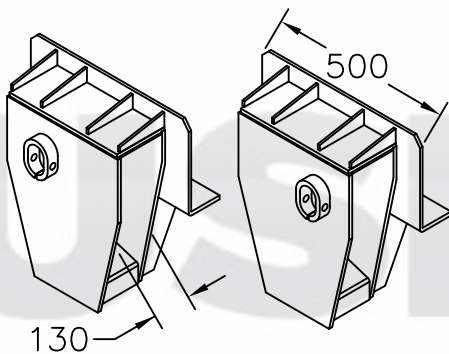
74.24
Kit central do TE



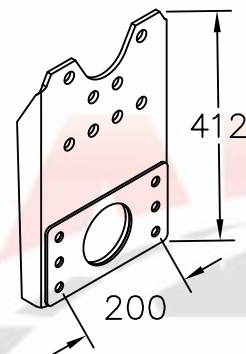
Suporte traseiro TE longo +40mm c/ deslizante
74.68 - LD
74.67 - LE



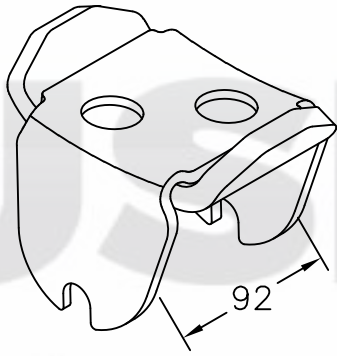
76.22
Conj. do suporte p/ rebaixo do suspensor pneumático do TE Volvo FH traçado 2012



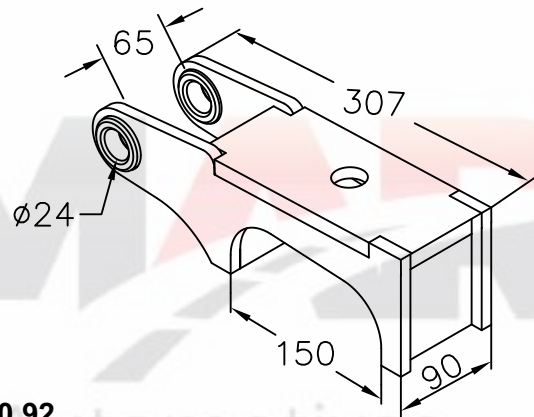
Suporte Central do Volvo LS p/ pino Ø50mm
76.38 - LD
76.37 - LE



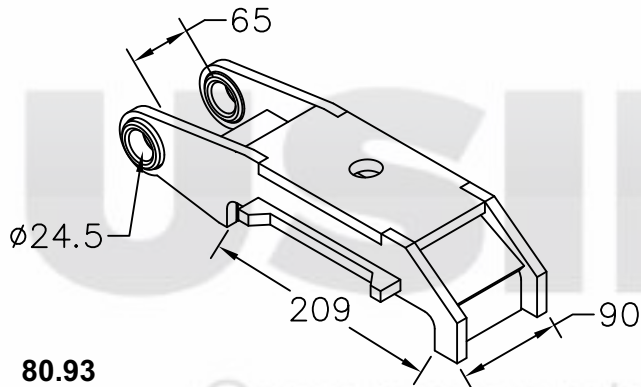
76.39
"U" de fixação no chassi do suporte do rebaixo suspensor Volvo TE FH traçado 2012



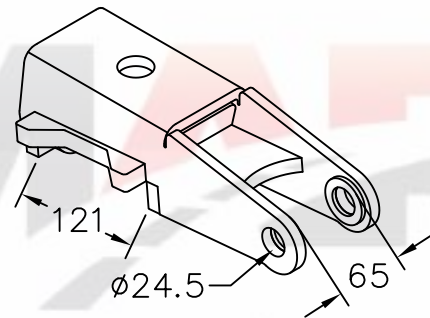
80.15
Esfrega móvel do TE suportes fundidos



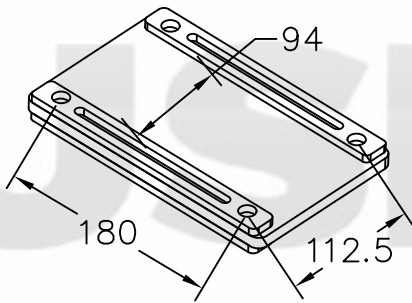
80.92
Sapata superior do eixo de tração do TE LS



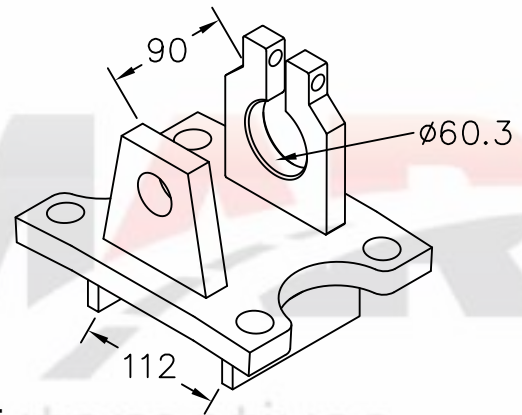
80.93
Sapata superior tração da suspensão TE fundida Volvo OEMP/FH (81000159)



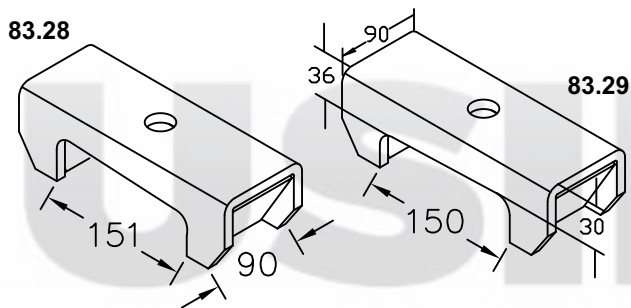
80.94
Sapata superior tração do TE (81000986)



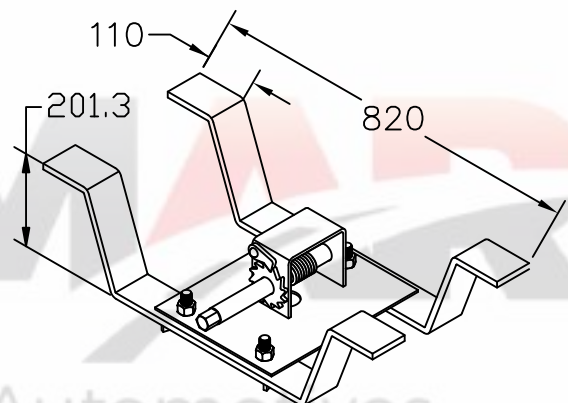
82.70
Sapata do volvo traçado



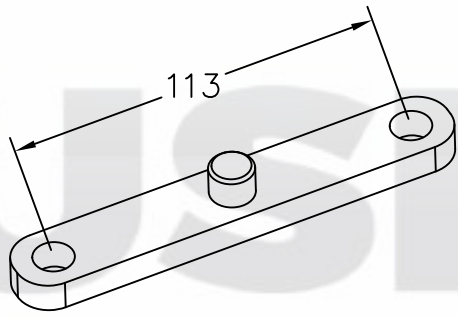
83.04
Sapata inferior traseira do Volvo LS



Sapata superior dianteira do Volvo LS
83.28 - Reta
83.29 - Inclinada



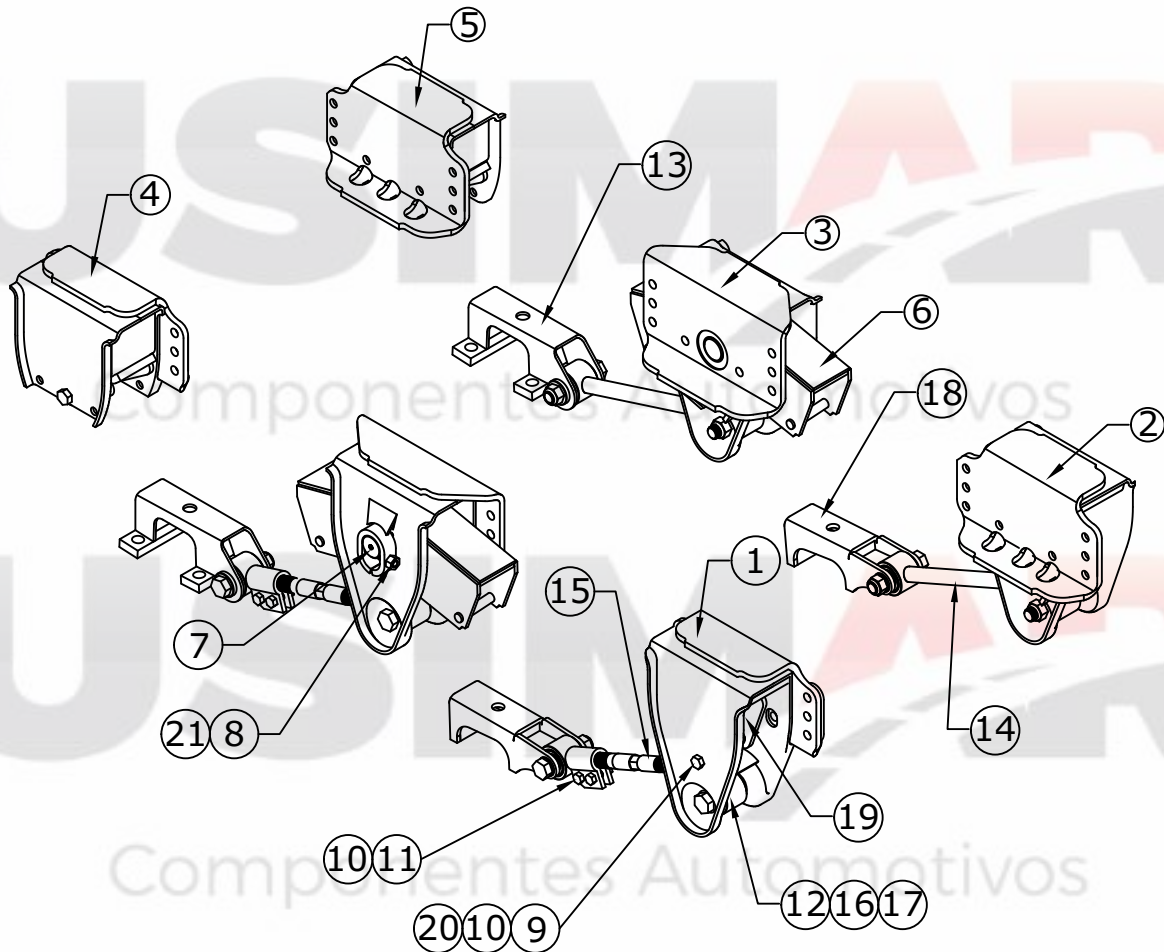
92.23
Porta estepe do cavalo Volvo VM



92.41

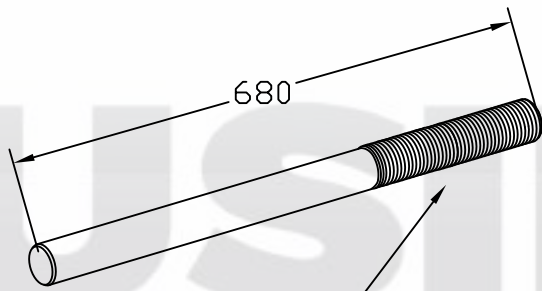
Chapa de fixação do molejo do FH



**76.87****Suspensão Terceiro Eixo LS Suspensys**

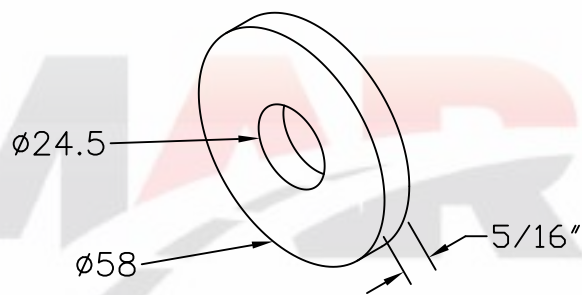
N°	Qtd.	Código	Denominação
01	01	72.17	Suporte dianteiro LD
02	01	72.16	Suporte dianteiro LE
03	02	72.15	Suporte central
04	01	72.19	Suporte traseiro LD
05	01	72.18	Suporte traseiro LE
06	02	70.04	Balança
07	02	40.97	Pino da balança
08	02	41.18	Contrapino do mancal
09	04		Paraf. sext. 5/8" x 6"
10	12		Porca 5/8"
11	08		Paraf. 5/8" x 2"
12	08	41.16	Pino do tensor
13	02	80.51	Sapata do 3° eixo retângular
14	02	60.30	Tensor fixo 480mm
15	02	60.29	Tensor regulável 480mm
16	08	50.26	Porca autotravante
17	08	90.63	Bucha molecular
18	02	80.92	Sapata superior tração volvo
19	04	80.01	Deslizante da esfrega
20	04	82.04	Tubo da esfrega móvel

SUSPENSORES

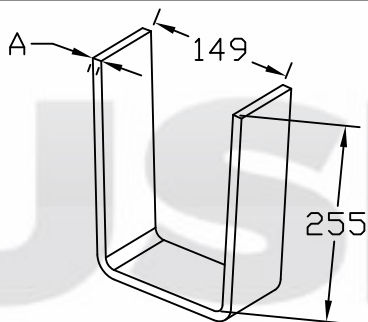


Rosca direita 7/8" x 14fpp

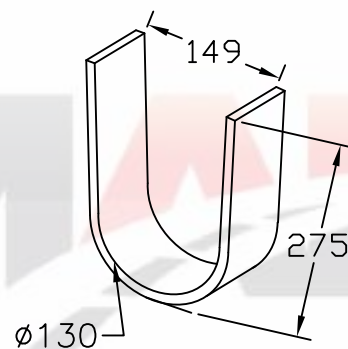
30.63
Guia do suspensor



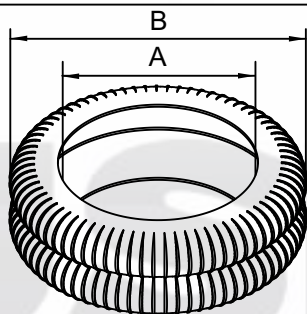
30.75
Arruela guia do suspensor



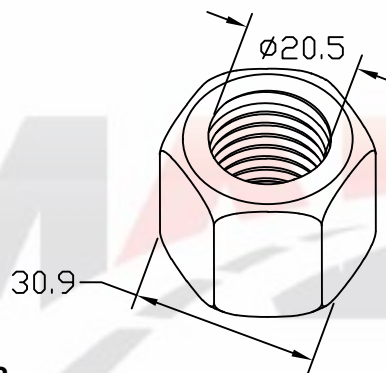
Cinta para o suspensor pneumático quadrado
82.55 - A = 3/8" (9,5mm)
82.79 - A = 5/16" (8mm)



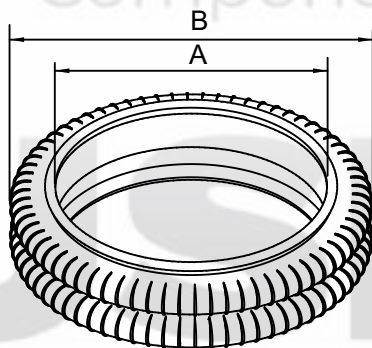
82.64
Cinta para o suspensor pneumático eixo redondo



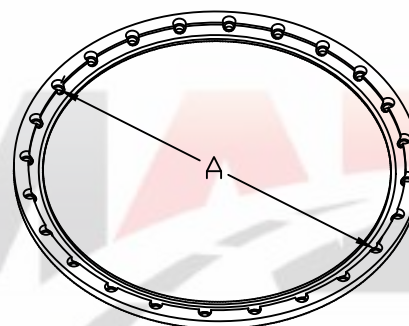
Bolsa de encaixe do suspensor pneumático
90.10 - Pequena A = Ø334mm B = Ø525mm
90.09 - Grande A = Ø379mm B = Ø545mm
93.54 - Grande e Larga A = Ø380mm B = Ø555mm



90.13
Porca sextavada dupla 7/8"

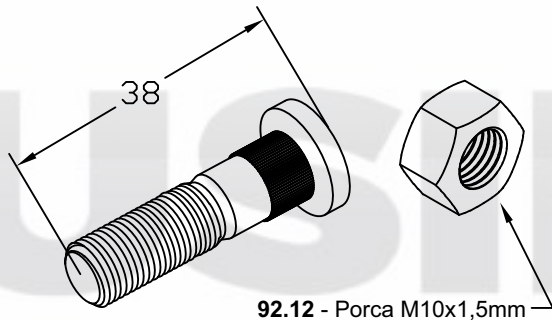


Bolsa do suspensor pneumático para fixação de parafusos
90.21 - Pequena A = Ø332mm B = Ø490mm
90.65 - Grande A = Ø426mm B = Ø540mm



Anel de alumínio do suspensor pneumático
90.22 - Grande A = Ø484mm
90.23 - Pequeno A = Ø420mm

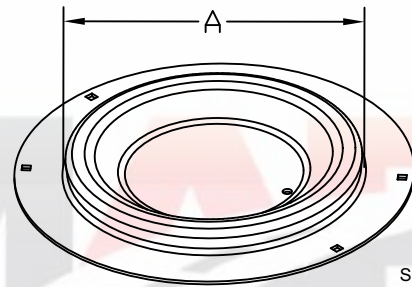
SUSPENSORES



92.12 - Porca M10x1,5mm

90.24

Parafuso recartilhado M10x1,5 para o suspensor



Superior : S/ furo
Inferior : C/ furo

Prato do suspensor pneumático de encaixe

GRANDE - A = Ø378

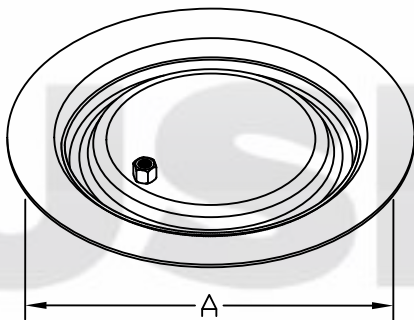
PEQUENO - A = Ø334

90.30 - Superior

90.32 - Superior

90.29 - Inferior

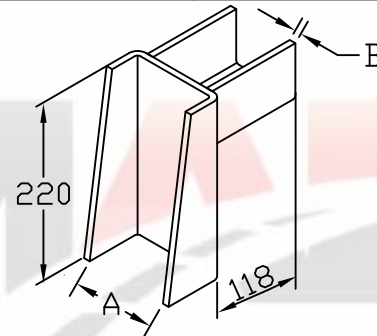
90.33 - Inferior



Prato do suspensor de encaixe inferior com porca

90.31 - Grande A = Ø378mm

91.32 - Pequeno A = Ø334mm

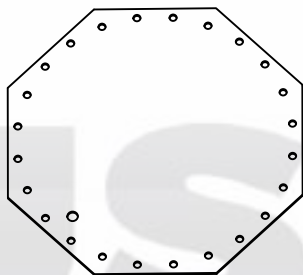


Conjunto de rebaixo suspensor pneumático

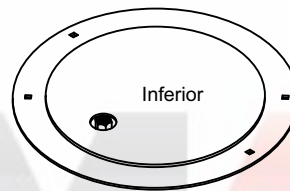
90.52 - A = 104mm B = 5/16"

90.64 - A = 104mm B = 3/8"

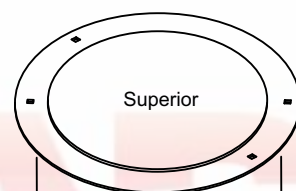
92.56 - A = 116mm B = 3/8"



Prato do suspensor pneumático parafuso



Inferior



Superior

Prato do suspensor pneumático de encaixe com reforço e com porca

BOLSA GRANDE

BOLSA PEQUENA

GRANDE - A = Ø378

PEQUENO - A = Ø334

90.71 - Superior

93.59 - Superior

92.10 - Superior

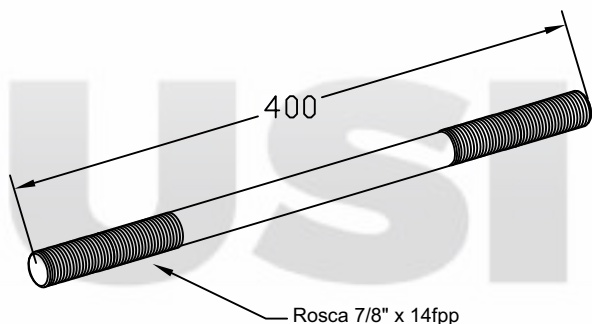
92.02 - Superior

90.70 - Inferior

93.58 - Inferior

92.11 - Inferior

92.06 - Inferior



Rosca 7/8" x 14fpp

91.68

Limitador do suspensor

Grampo de suspensor para eixo retangular

93.40 - A = 550mm

93.41 - A = 600mm

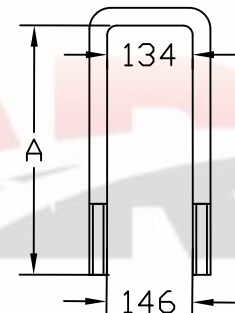
92.16 - A = 650mm

92.30 - A = 700mm

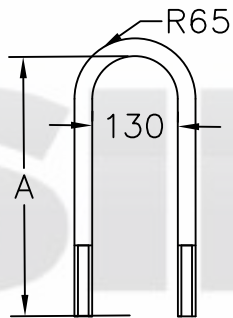
92.17 - A = 750mm

92.31 - A = 800mm

93.42 - A = 850mm



SUSPENSORES



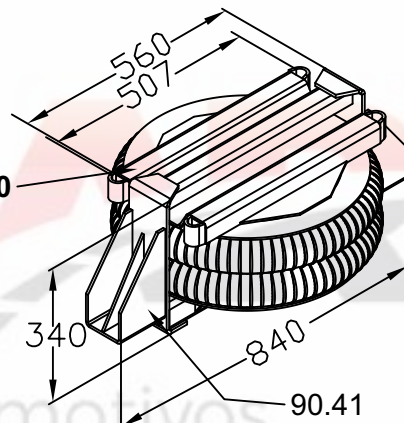
Grampo para eixo redondo

- 92.45 - A = 550mm
- 92.47 - A = 600mm
- 92.46 - A = 650mm
- 92.48 - A = 700mm
- 93.43 - A = 750mm
- 93.44 - A = 800mm
- 93.45 - A = 850mm

Bolsa pequena

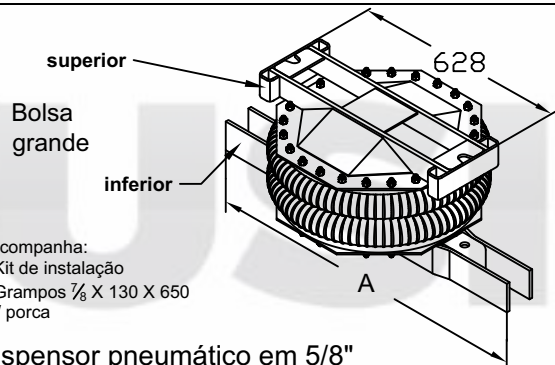
90.40

Acompanha:
-Kit de instalação
-Grampos 7/8 X 130 X 650
c/ porca



90.39

Suspensor de encaixe do TE LS



Bolsa grande

Acompanha:
-Kit de instalação
-Grampos 7/8 X 130 X 650
c/ porca

Suspensor pneumático em 5/8"

90.67 - A = 1000mm (SR)

90.69 - A = 850mm (TE)

Base superior - 90.75

Base superior - 90.75

Base inferior - 90.73

Base inferior - 90.77

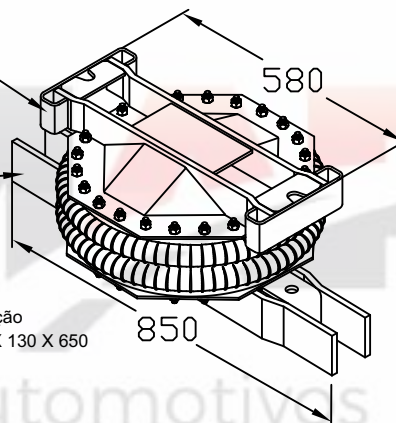
90.83

90.81

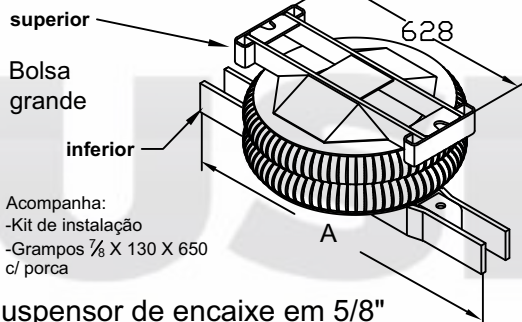
Acompanha:
-Kit de instalação
-Grampos 7/8 X 130 X 650
c/ porca

90.79

Suspensor pneumático bolsa pequena do TE



Bolsa pequena



Bolsa grande

Acompanha:
-Kit de instalação
-Grampos 7/8 X 130 X 650
c/ porca

Suspensor de encaixe em 5/8"

90.84 - A = 1000mm (SR)

90.85 - A = 850mm (TE)

Base superior - 90.87

Base superior - 90.87

Base inferior - 90.86

Base inferior - 90.88

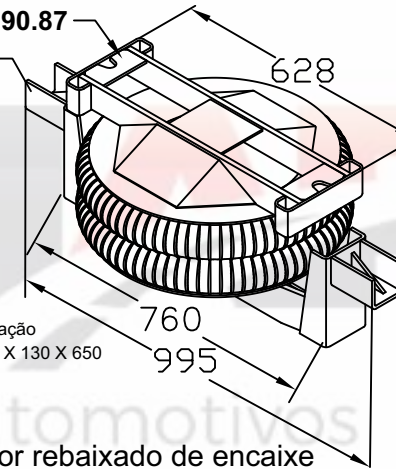
90.92

90.87

Acompanha:
-Kit de instalação
-Grampos 7/8 X 130 X 650
c/ porca

90.90

Suspensor rebaixado de encaixe



Bolsa grande

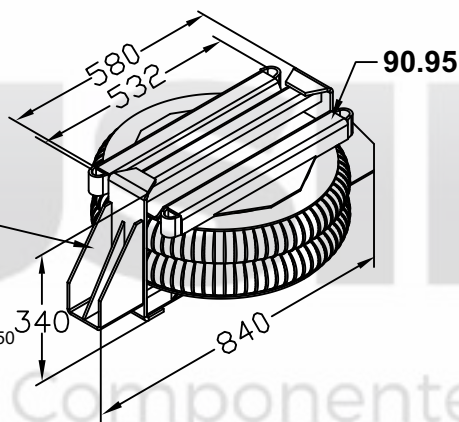
Bolsa grande

90.94

Acompanha:
-Kit de instalação
-Grampos 7/8 X 130 X 650
c/ porca

90.93

Suspensor de encaixe do TE LS



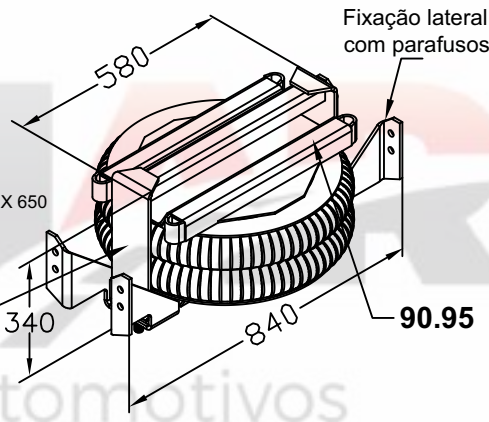
Bolsa grande

Acompanha:
-Kit de instalação
-Grampos 7/8 X 130 X 650
c/ porca

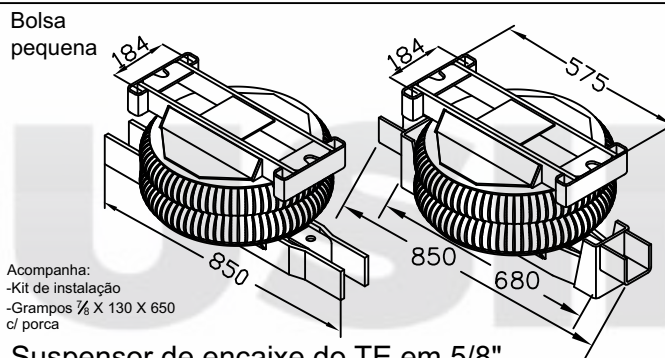
90.97

90.96

Suspensor de encaixe do TE LS



SUSPENSORES



Suspensor de encaixe do TE em 5/8"

90.99 - Comum

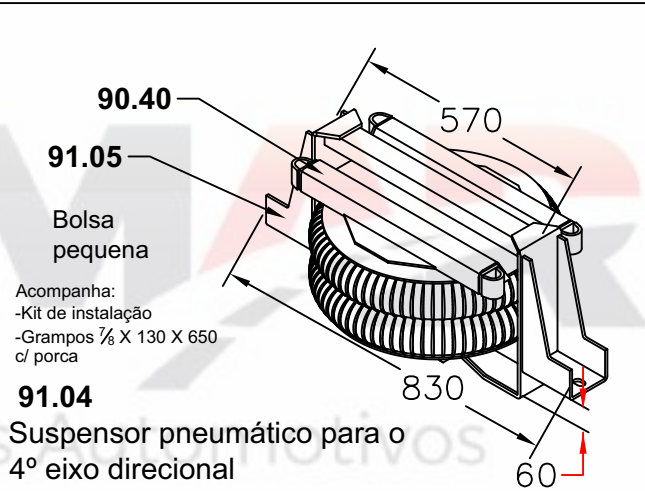
91.08 - Rebaixado

Base superior - 91.03

Base superior - 91.03

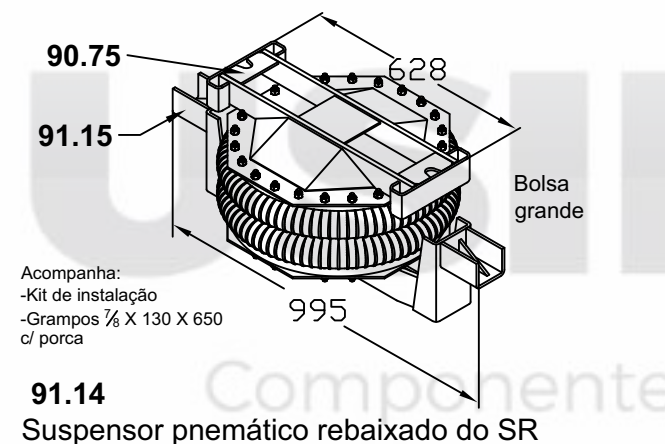
Base inferior - 91.01

Base inferior - 91.09



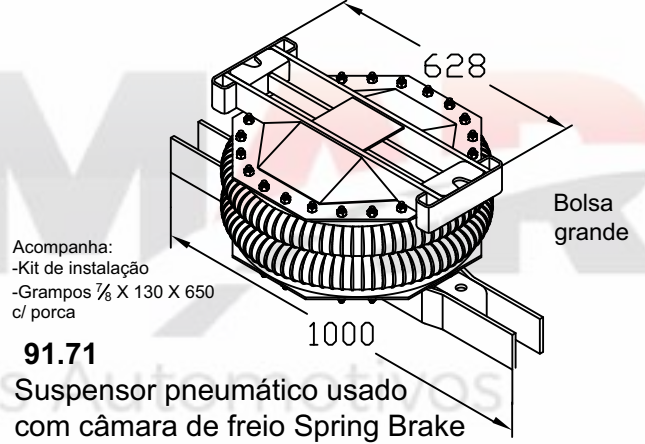
91.04

Suspensor pneumático para o 4º eixo direcional



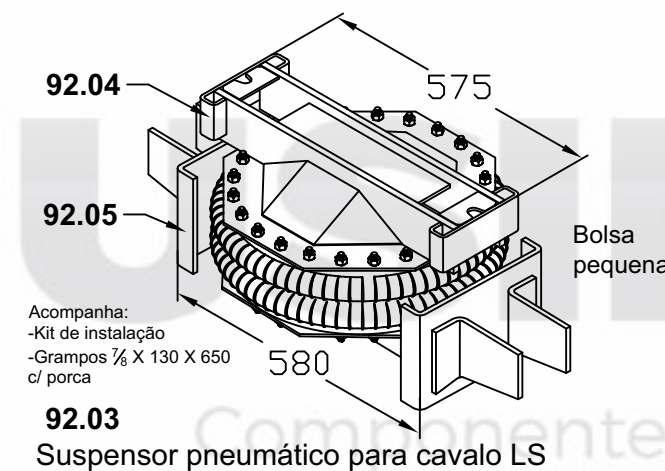
91.14

Suspensor pneumático rebaixado do SR



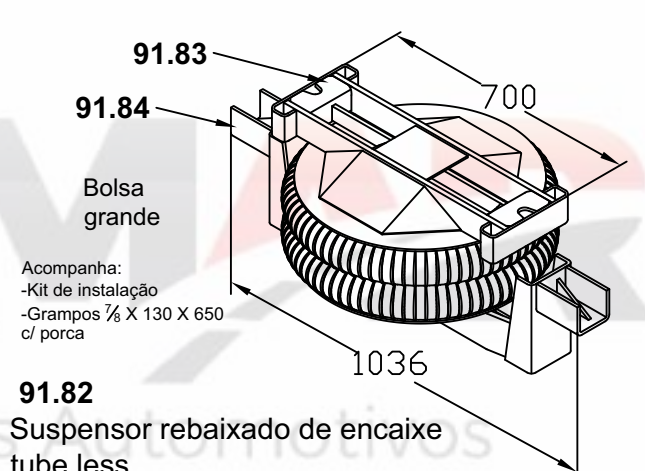
91.71

Suspensor pneumático usado com câmara de freio Spring Brake



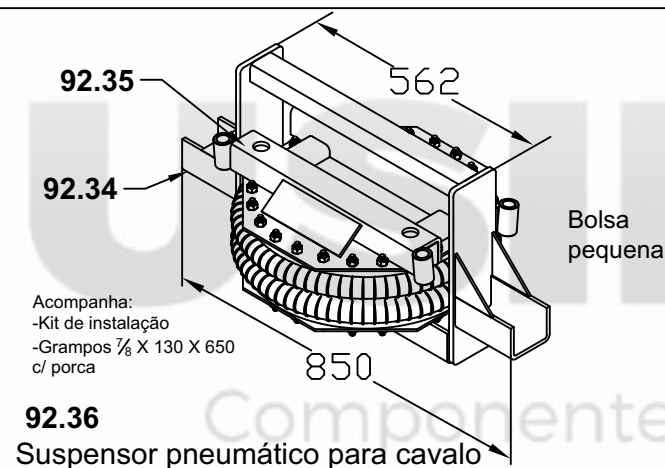
92.03

Suspensor pneumático para cavalo LS



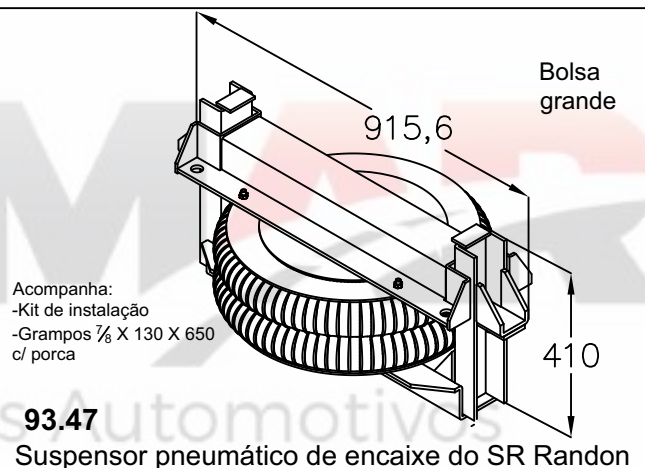
91.82

Suspensor rebaixado de encaixe tube less



92.36

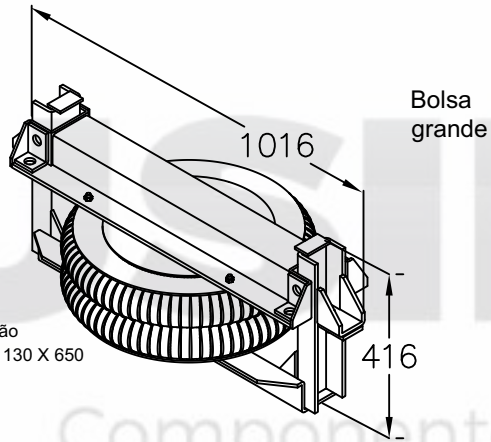
Suspensor pneumático para cavalo



93.47

Suspensor pneumático de encaixe do SR Randon

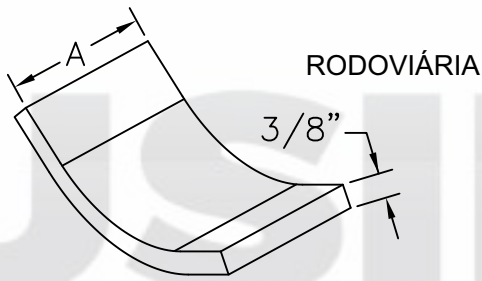
SUSPENSORES



Acompanha:
-Kit de instalação
-Grampos $\frac{7}{8}$ X 130 X 650
c/ porca

93.57
Suspensor pneumático de encaixe do SR Randon

ESFREGAS



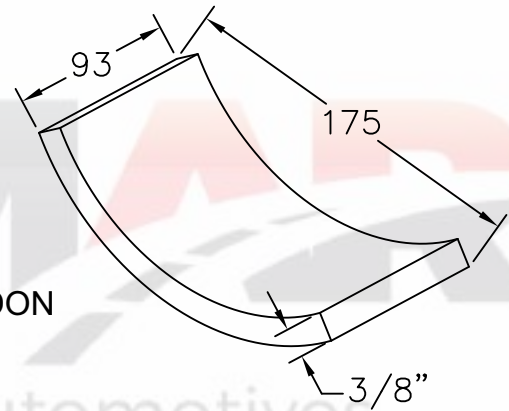
RODOVIÁRIA

3/8"

Esfrega para balança

71.01 - A = 92mm

72.26 - A = 82mm



RANDON

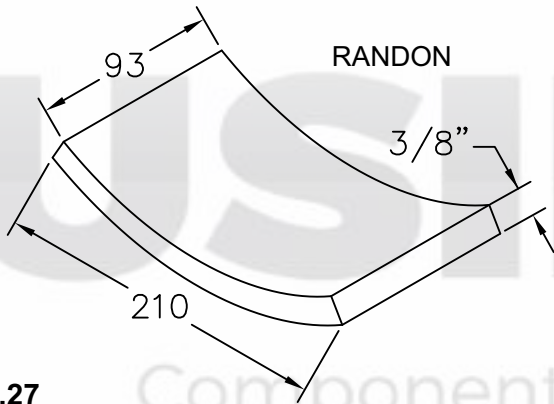
71.02

Esfrega para balança do SR

175

93

3/8"



RANDON

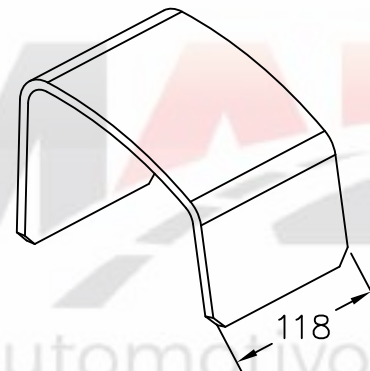
3/8"

72.27

Esfrega para suporte tras/diant Randon

93

210

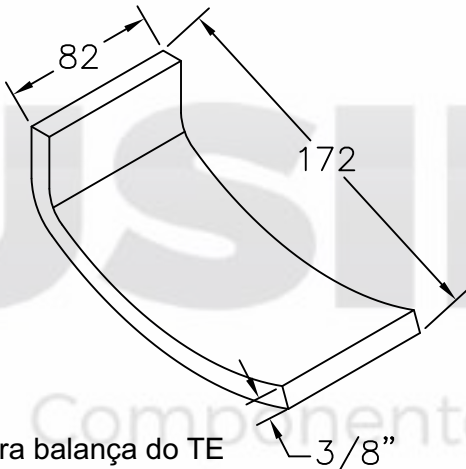


RANDON

72.72

Esfrega do suporte SR Randon 2000

118



RANDON

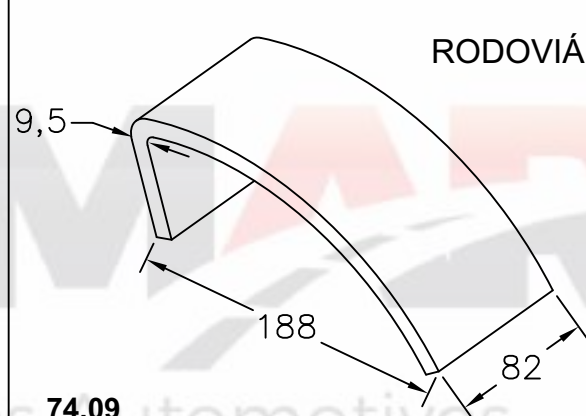
72.97

Esfrega para balança do TE

3/8"

82

172



RODOVIÁRIA

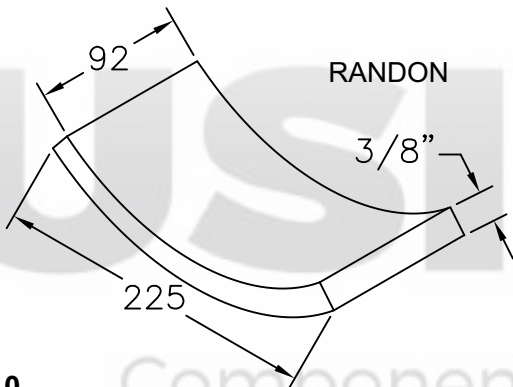
74.09

Esfrega do suporte dianteiro do TE rodoviária

9,5

188

82



RANDON

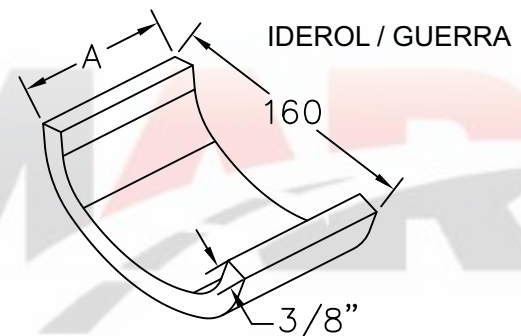
3/8"

74.10

Esfrega superior do suporte do TE Randon

92

225



IDEROL / GUERRA

Esfrega para balança

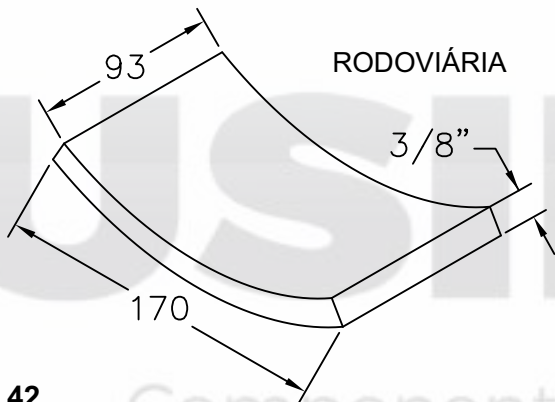
74.41 - A = 82mm TE

72.43 - A = 92mm SR

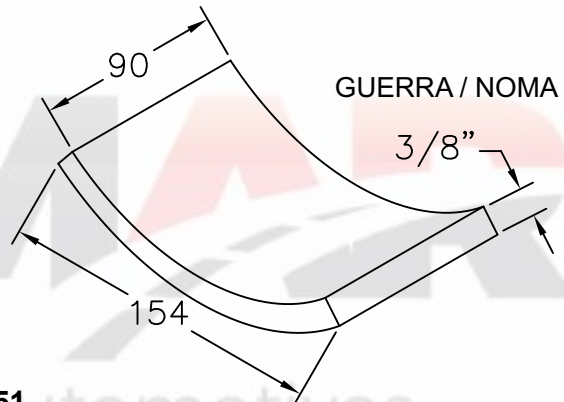
160

3/8"

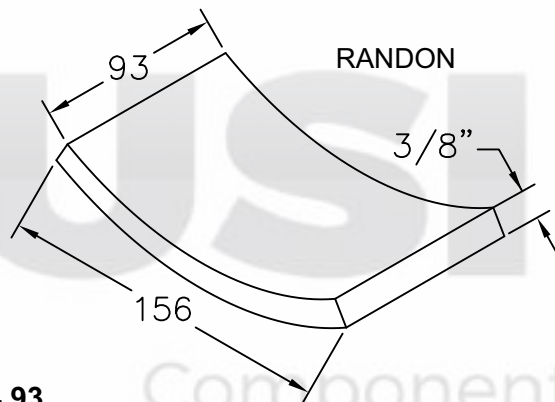
ESFREGAS



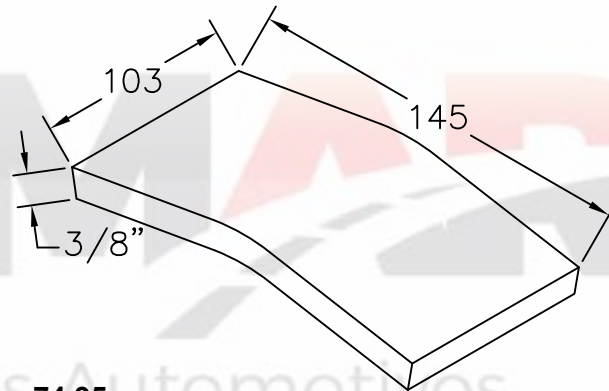
74.42
Esfrega para balança do SR



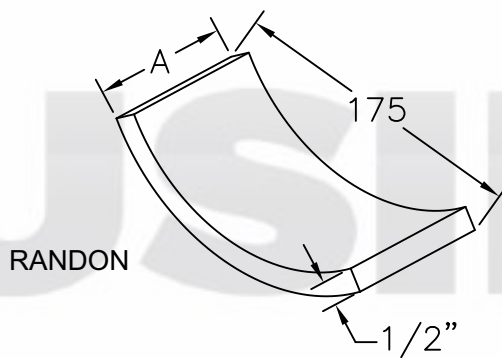
74.51
Esfrega para balança do SR



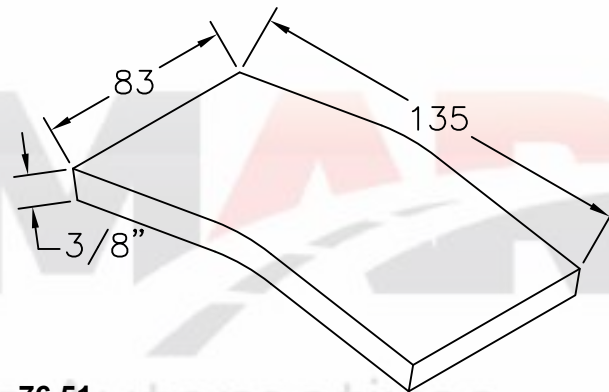
74.93
Esfrega para suporte do SR traseiro



74.95
Esfrega para balança do TE Suspensys

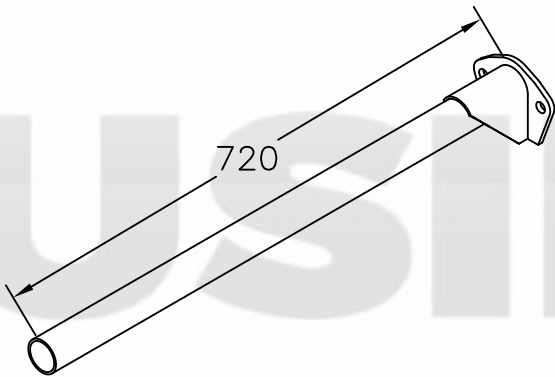


Esfrega para balança do SR
75.11 - A = 92mm
75.12 - A = 82mm

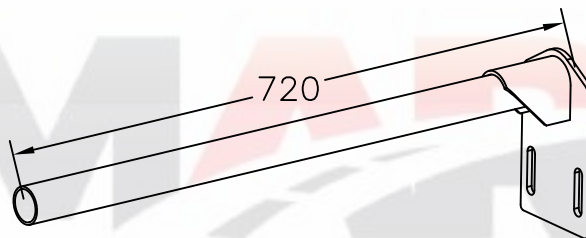


76.51
Esfrega para balança do TE MB1620 Suspensys

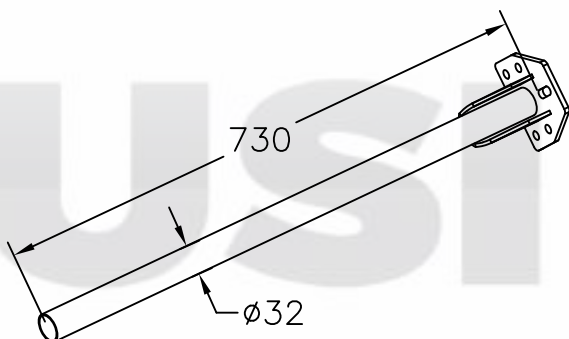
SUPORE DE PARALAMA



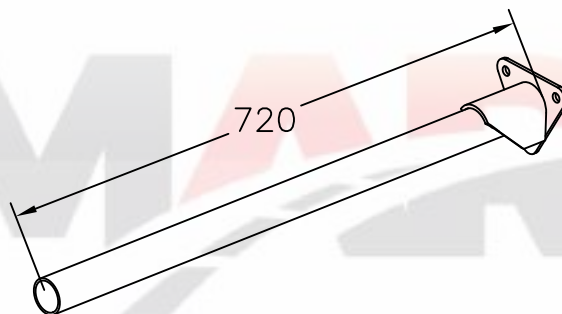
21.65
Suporte do paralamo de plástico RANDON



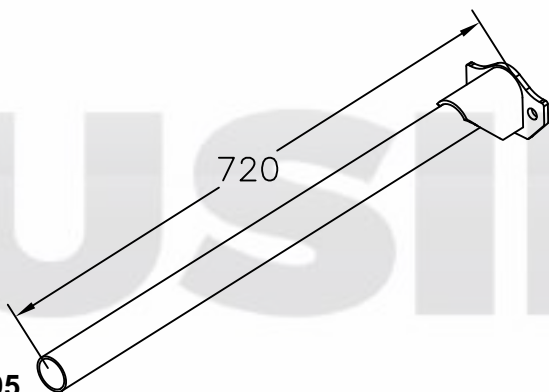
23.42
Suporte do paralamo do 4º eixo



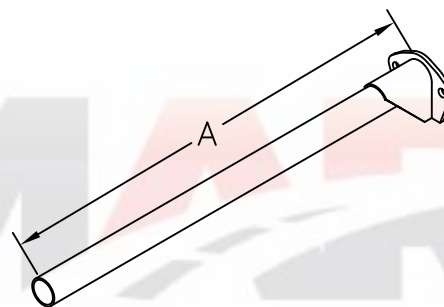
23.45
Suporte do paralamo do TE 3/4"



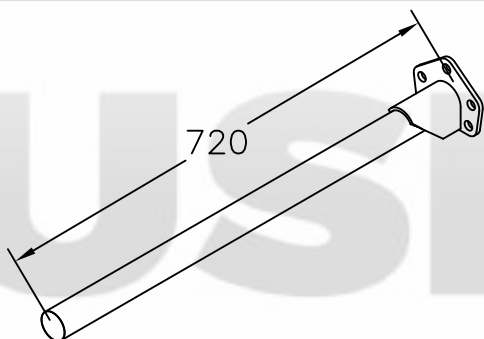
24.87
Suporte do paralamo FACCHINI



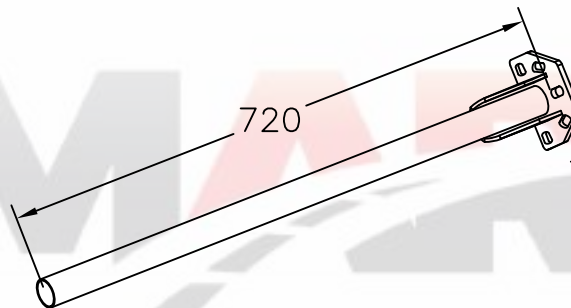
24.95
Suporte do paralamo de plástico modelo 3
furos GUERRA



Suporte do paralamo de plástico especiais
25.17 - A = 800mm
25.21 - A = 660mm
25.22 - A = 745mm

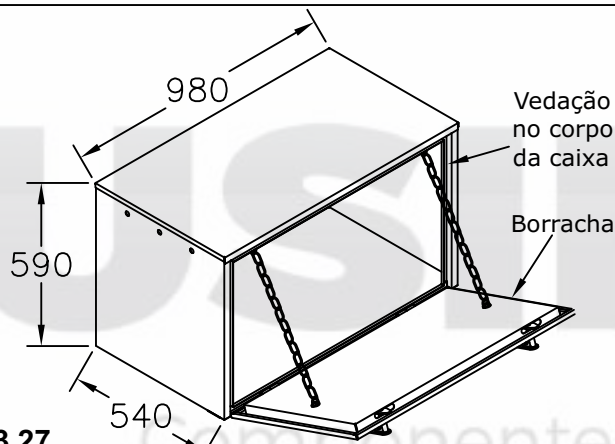


91.90
Suporte do paralamo de plástico modelo 5
furos GUERRA

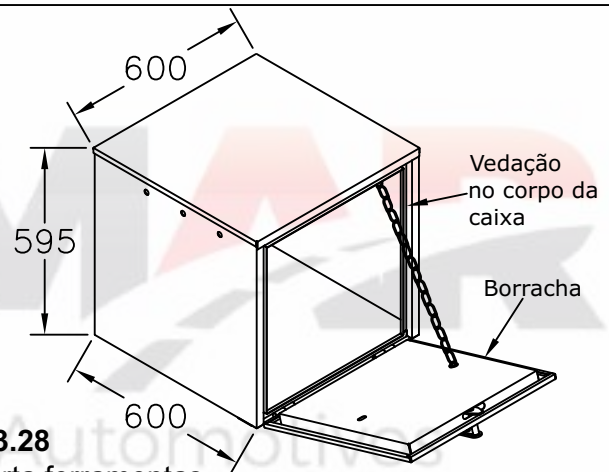


26.14
Suporte do paralamo universal

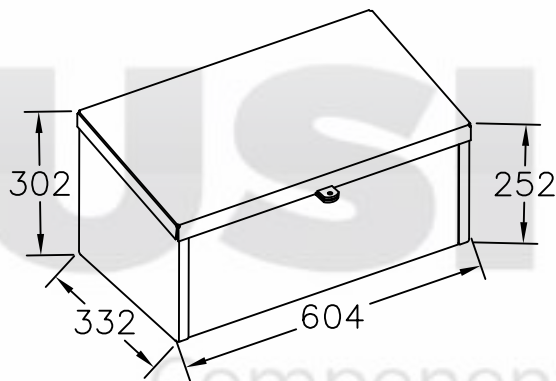
CAIXAS



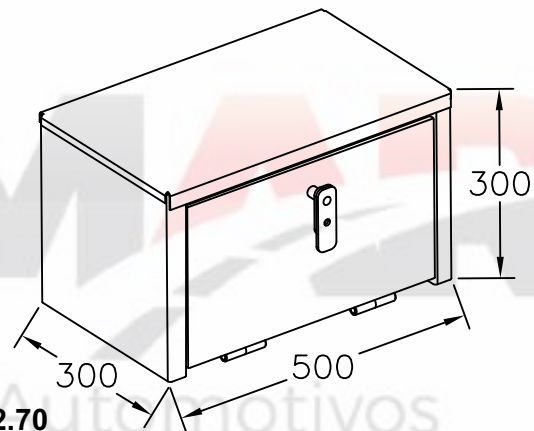
23.27
Caixa de mantimentos



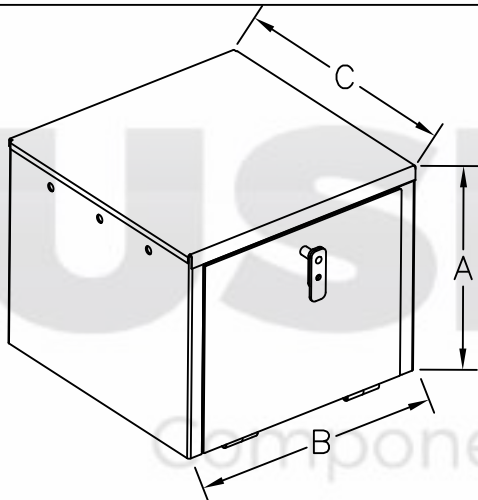
23.28
Porta ferramentas



23.47
Caixa de ferramentas sobre chassi

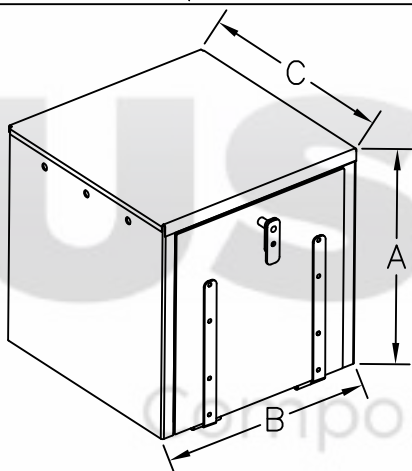


22.70
Caixa de ferramentas da basculante



Caixa de ferramentas para o furgão

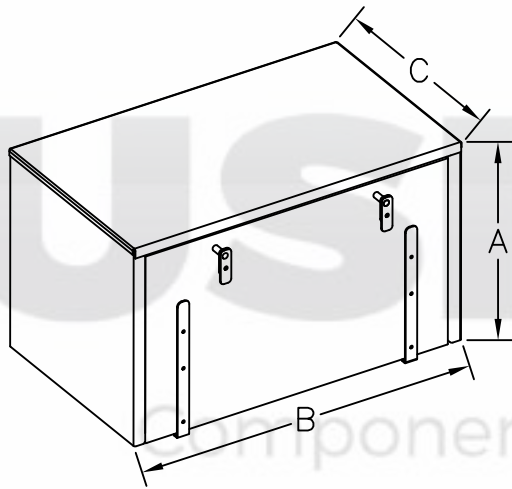
CÓD.	ALTURA	COMPRIMENTO	PROFUNDIDADE
22.67	A = 300mm	B = 300mm	C = 300mm
22.69	A = 300mm	B = 500mm	C = 500mm
22.97	A = 400mm	B = 470mm	C = 510mm



Caixa de ferramentas para o semi-reboque

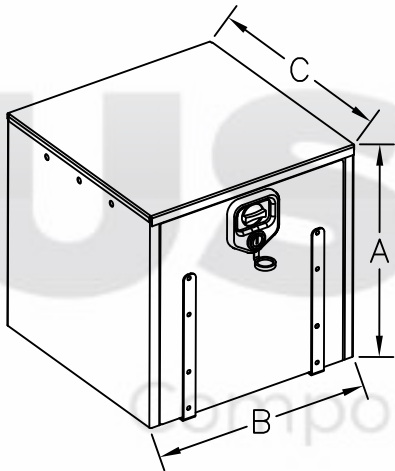
CÓD.	ALTURA	COMPRIMENTO	PROFUNDIDADE
22.61	A = 500mm	B = 600mm	C = 600mm
22.62	A = 600mm	B = 535mm	C = 600mm
22.64	A = 500mm	B = 500mm	C = 500mm
22.65	A = 500mm	B = 620mm	C = 600mm
22.66	A = 600mm	B = 600mm	C = 600mm

CAIXAS



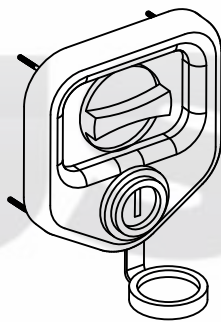
Caixa de ferramentas para o semi-reboque

CÓD.	ALTURA	COMPRIMENTO	PROFUNDIDADE
23.48	A = 590mm	B = 1500mm	C = 540mm
22.59	A = 600mm	B = 900mm	C = 600mm
22.60	A = 600mm	B = 1000mm	C = 600mm
22.63	A = 600mm	B = 1140mm	C = 600mm
24.77	A = 500mm	B = 1200mm	C = 500mm

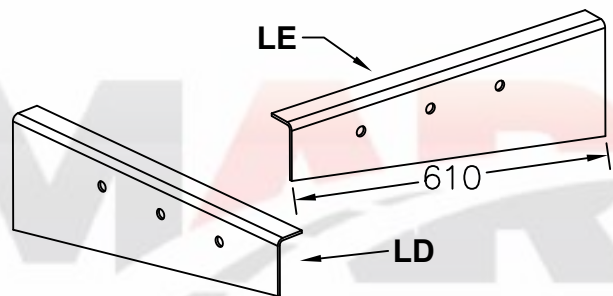


Caixa de ferramentas p/ o SR com fechadura plástica

CÓD.	ALTURA	COMPRIMENTO	PROFUNDIDADE
22.72	A = 300mm	B = 500mm	C = 500mm
22.73	A = 600mm	B = 535mm	C = 600mm
22.74	A = 500mm	B = 600mm	C = 600mm
22.75	A = 600mm	B = 600mm	C = 600mm
22.76	A = 500mm	B = 500mm	C = 500mm
22.77	A = 600mm	B = 900mm	C = 600mm
22.78	A = 600mm	B = 1000mm	C = 600mm
22.79	A = 600mm	B = 1140mm	C = 600mm
22.80	A = 500mm	B = 620mm	C = 600mm
22.81	A = 300mm	B = 300mm	C = 300mm
24.76	A = 390mm	B = 290mm	C = 465mm

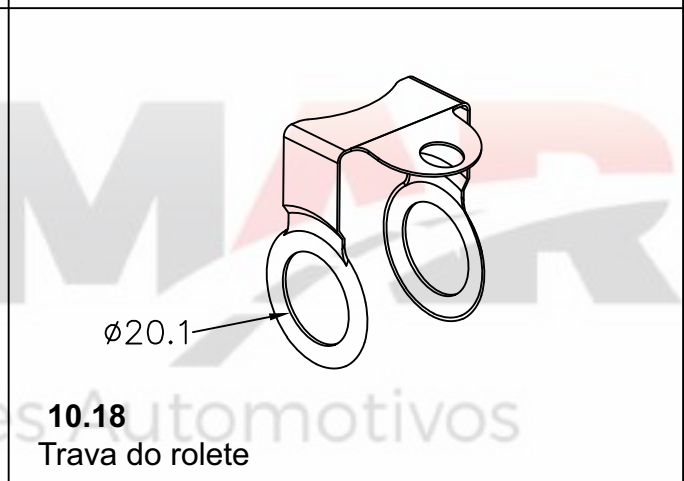
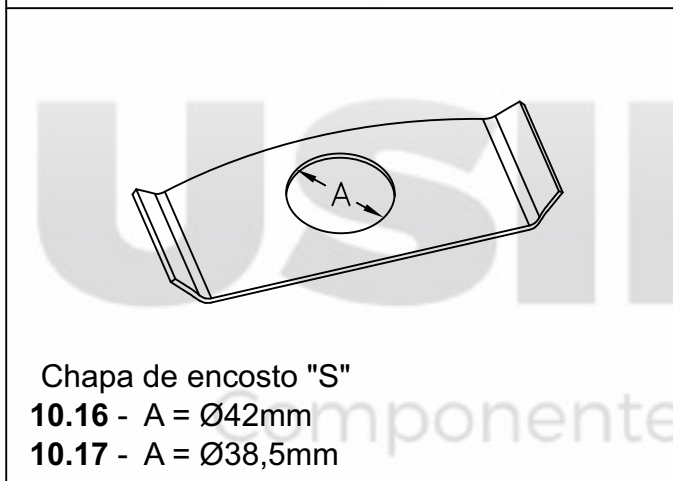
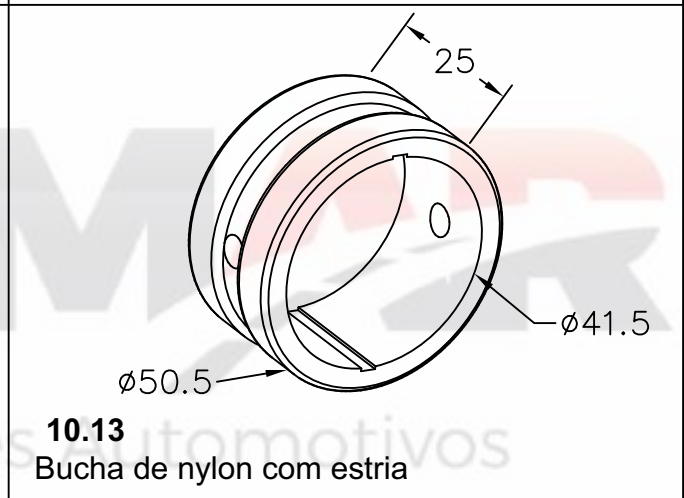
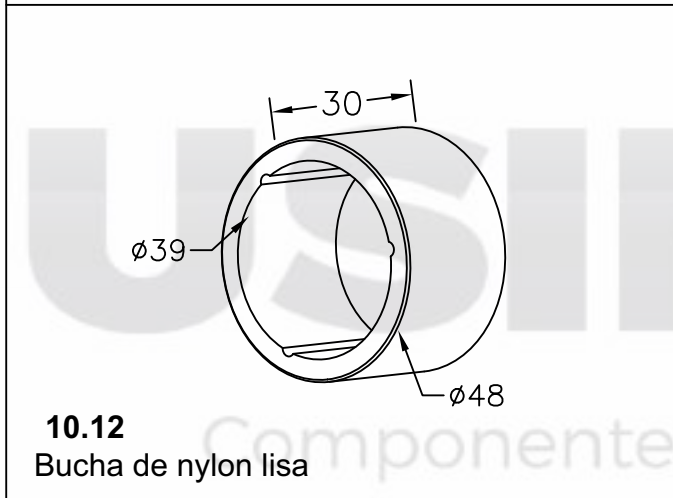
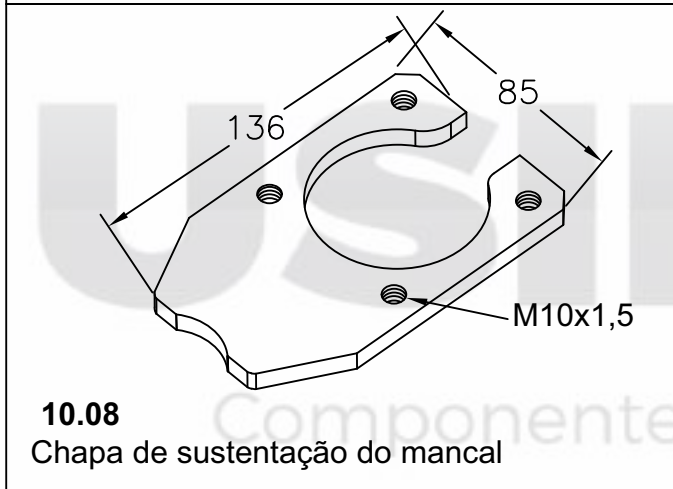
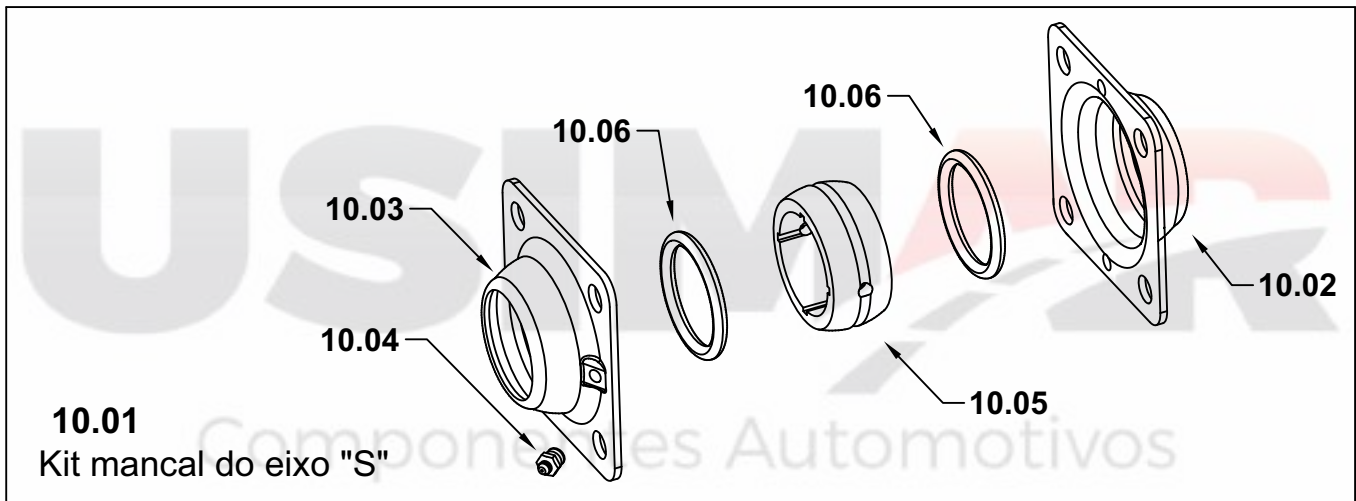


24.73
Fechadura plástica da caixa de ferramentas

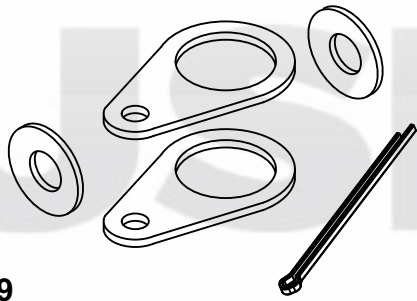


Mão francesa da caixa de ferramentas
90.14 - LD
90.15 - LE

FREIOS

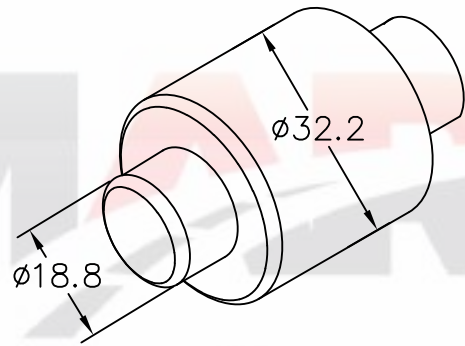


FREIOS



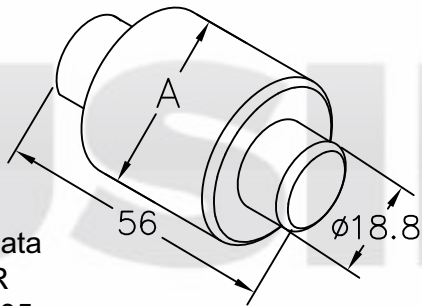
10.19

Kit da trava do rolete da sapata do freio do SR



10.20

Rolete da sapata do freio do SR



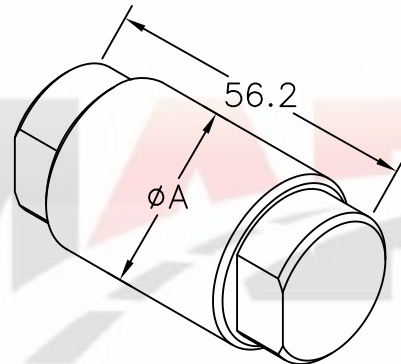
Rolete da sapata do freio do SR

10.21 - A = Ø35mm

10.22 - A = Ø38mm

10.23 - A = Ø40mm

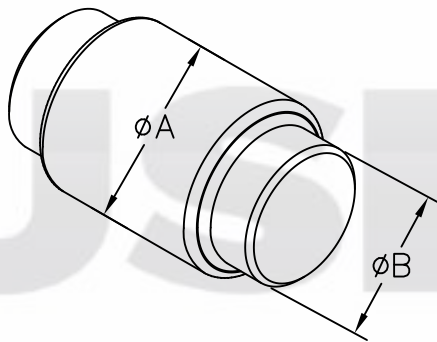
10.56 - A = Ø45mm



Rolete da sapata do freio do SR

10.24 - A = Ø28,5mm

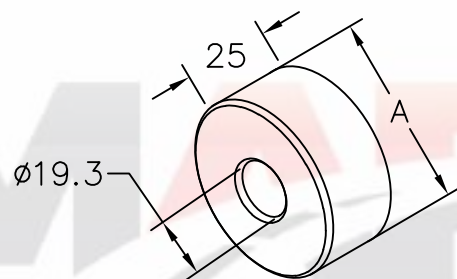
10.68 - A = Ø31mm



Rolete da sapata do freio do SR

10.25 - A = Ø31,7mm B = 25,3mm

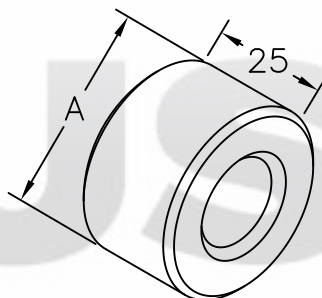
10.26 - A = Ø32,2mm B = 25mm



Rolete da sapata do freio do TE

10.60 - A = Ø60mm

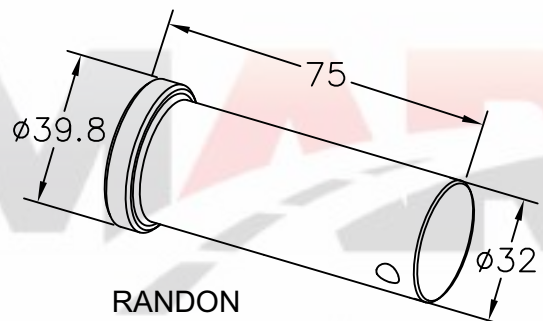
10.63 - A = Ø50mm



Rolete da sapata do freio

10.69 - A = 45mm

10.64 - A = 55mm

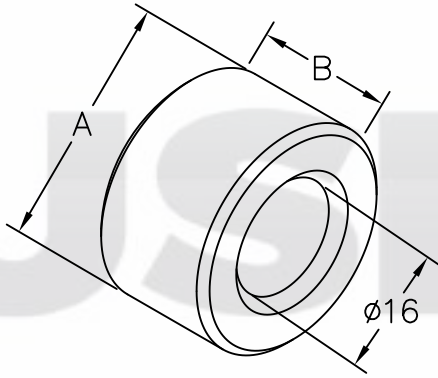


RANDON

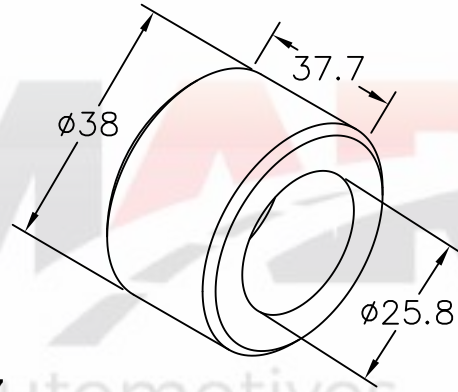
10.65

Pino do patim do TE

FREIOS

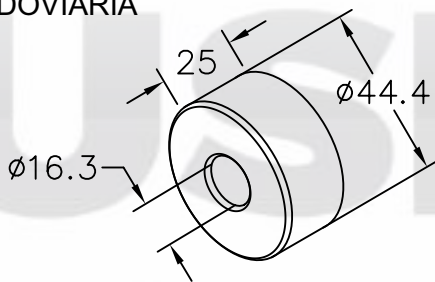


Rolete da sapata do freio
10.66 - A = Ø25.4mm B = 30mm
10.50 - A = Ø50mm B = 25mm

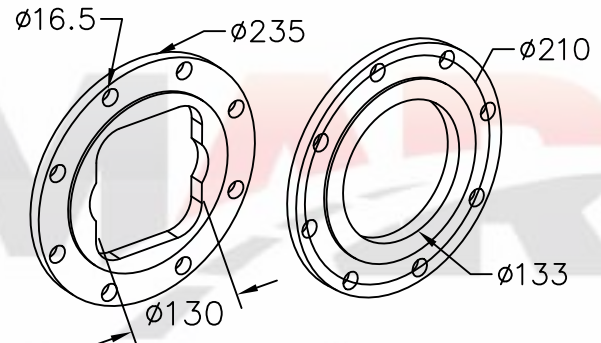


10.67
 Bucha do rolete do patin do freio

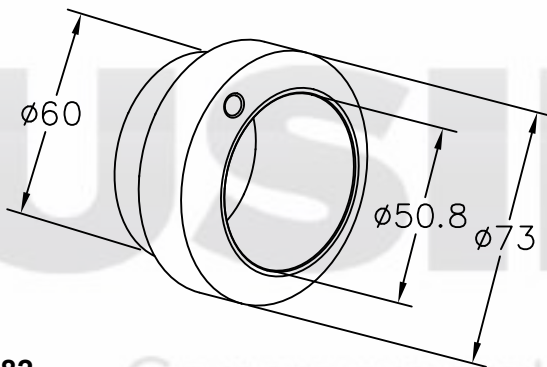
RODOVIÁRIA



10.72
 Rolete da sapata do freio do SR

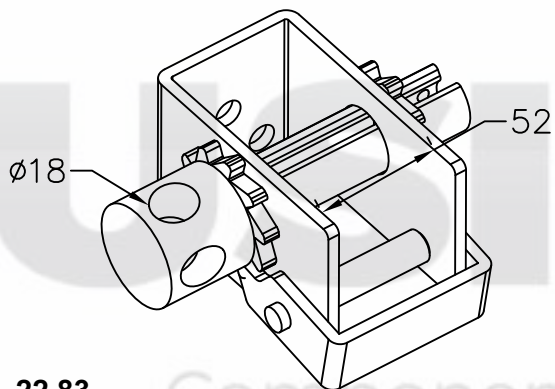


Disco flange de freio master
10.73 - Eixo redondo
10.74 - Eixo quadrado

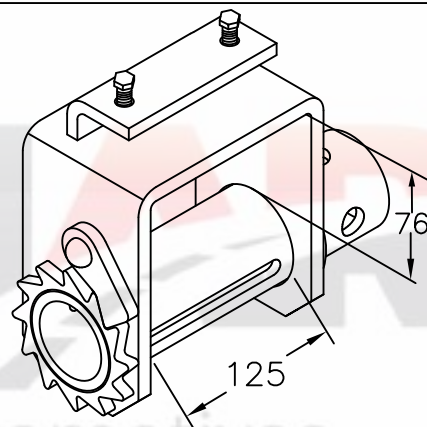


81.82
 Mancal adaptação freio master

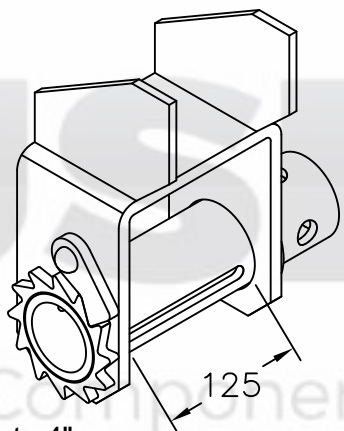
CATRACAS



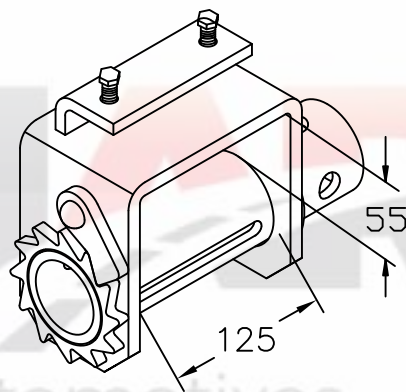
22.83
Catraca sider



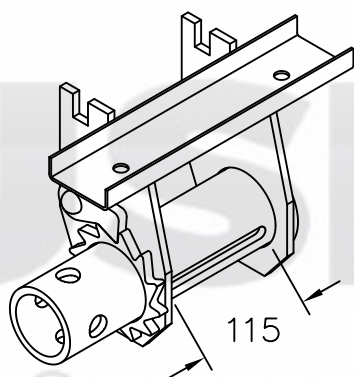
22.87
Catraca para cinta emparafusada do SR



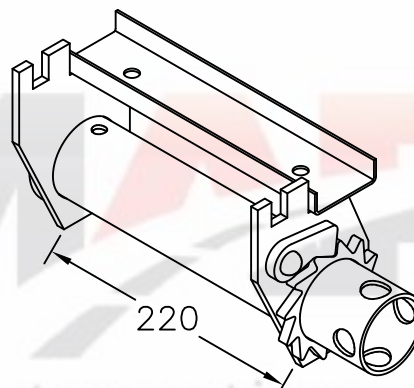
24.29
Catraca para cinta 4"



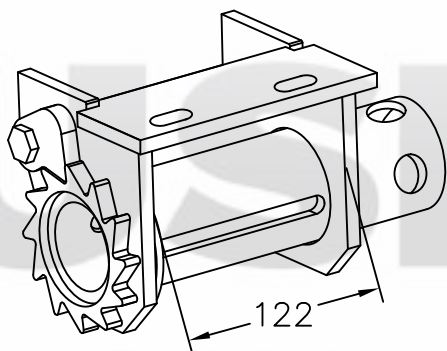
24.30
Catraca para cinta mod. baixa do SR



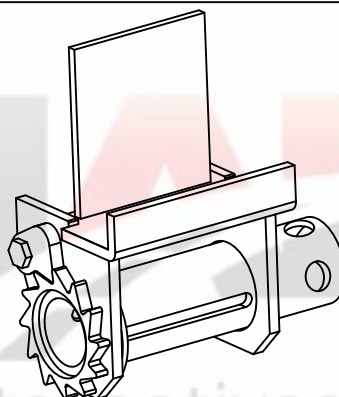
24.59
Catraca para cinta do SR RANDON modelo 97



24.72
Catraca do SR RANDON modelo 97

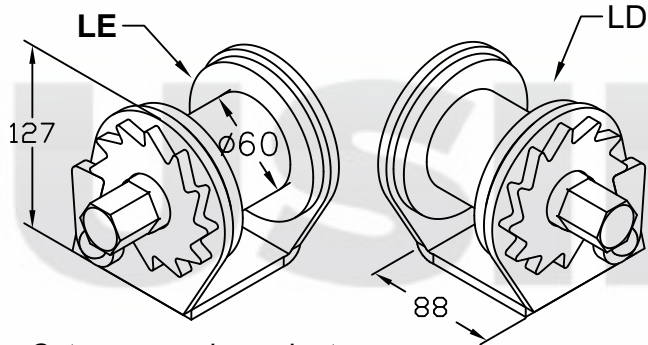


24.74
Catraca do SR para cinta 4" reta

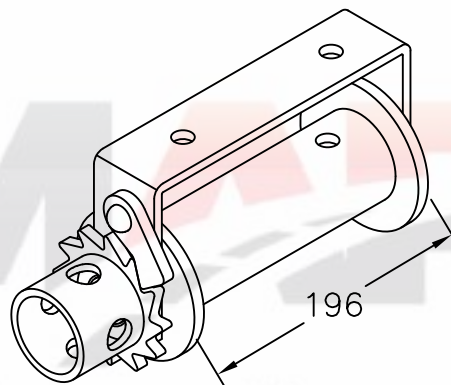


24.75
Catraca do SR para cinta 4" reforçada alta

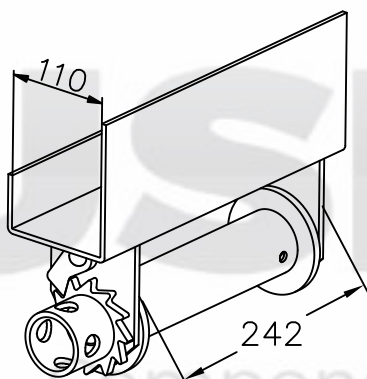
CATRACAS



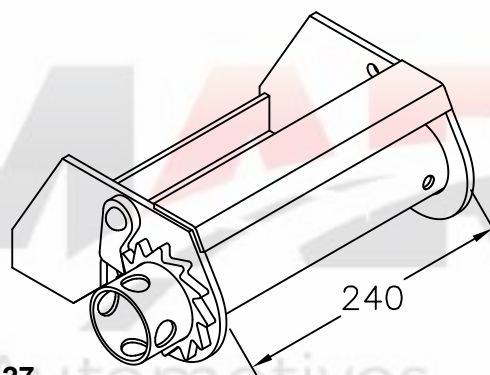
Catraca para basculante
24.80 - LE
24.81 - LD



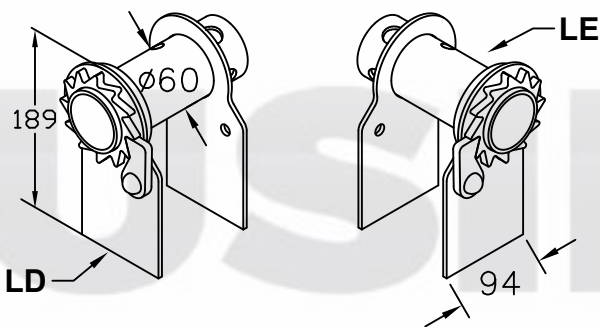
25.10
Catraca para carroceria do TE



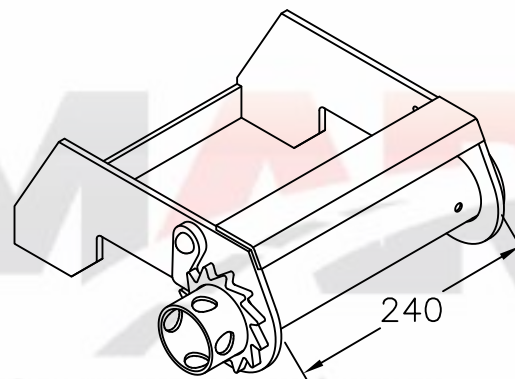
25.26
Catraca do SR



25.27
Catraca do SR RANDON modelo 90

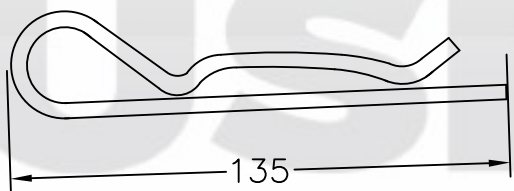


Catraca do suporte de estepe para basculante
25.31 - LD
25.32 - LE

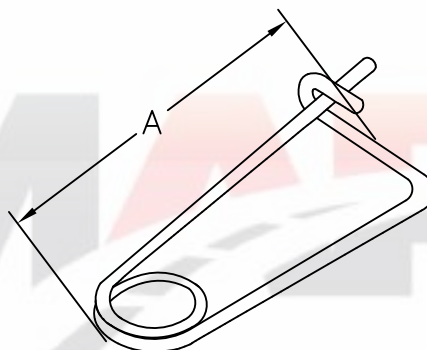


25.90
Catraca do SR

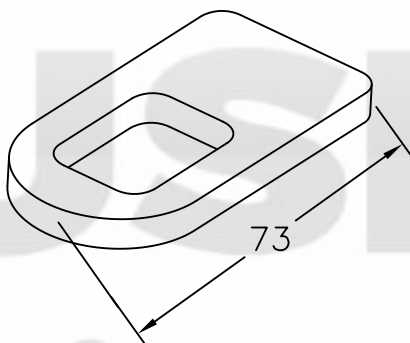
CARROCERIAS



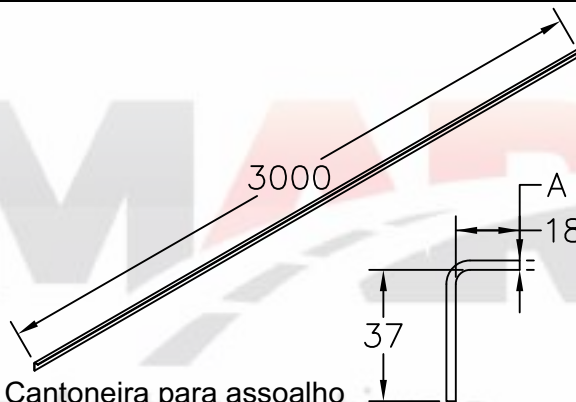
10.38
Grampo "R" tombador



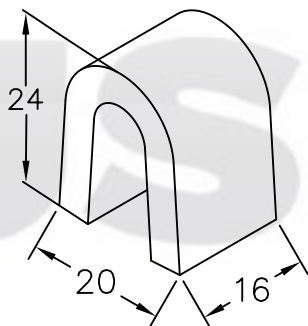
Joana da boca de graneleira
10.39 - A = 60mm B = 2,5mm
10.40 - A = 90mm B = 3mm



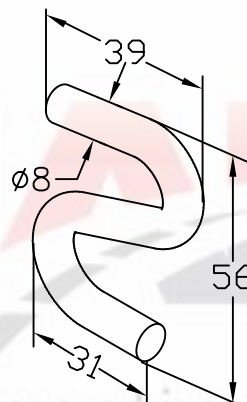
20.82
Suporte de fixação fêmea da tampa do SR



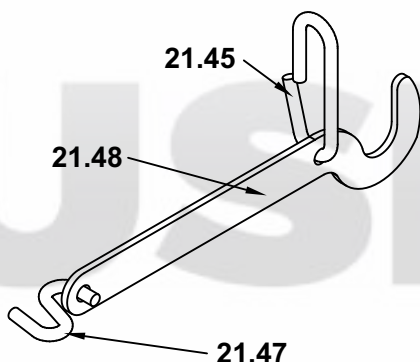
Cantoneira para assoalho
21.30 - A = 2,65mm
21.31 - A = 2,00mm



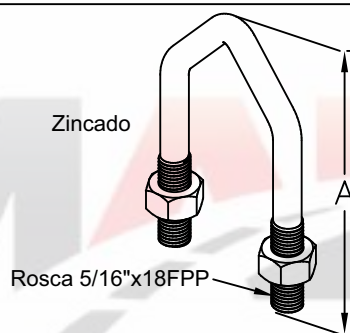
21.34
Gancho do engate da tampa do SR



21.47
"S" de fixação da corrente da carroceria do SR

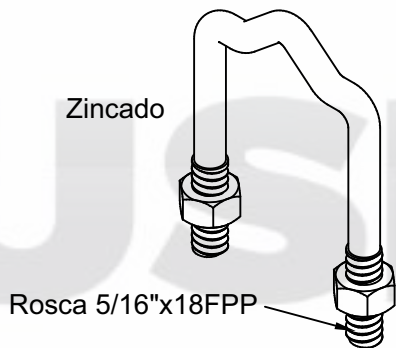


21.49
Esticador da corrente da carroceria do TE ou SR

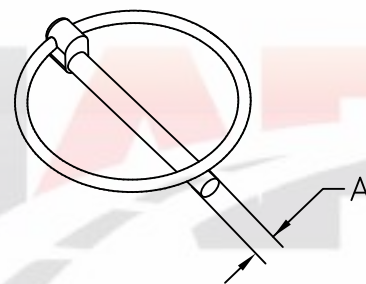


Presilha da corrente tipo "V" do SR graneleira com porca
21.51 - A = 76mm
24.61 - A = 88mm


CARROCERIAS



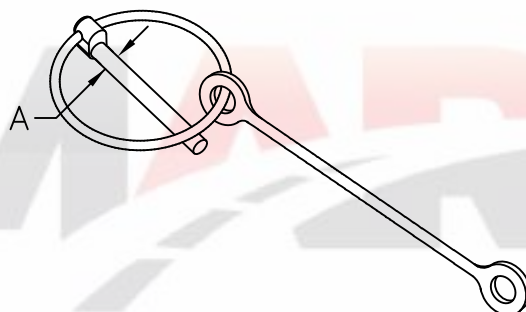
21.53
Presilha da corrente tipo "W" do SR graneleira com porca



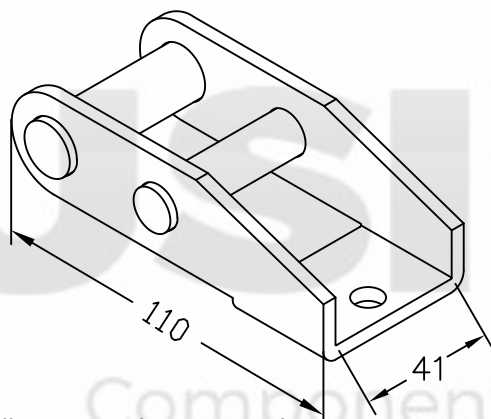
Pino quebra dedo
21.57 - A = 1/4"
21.58 - A = 5/16"



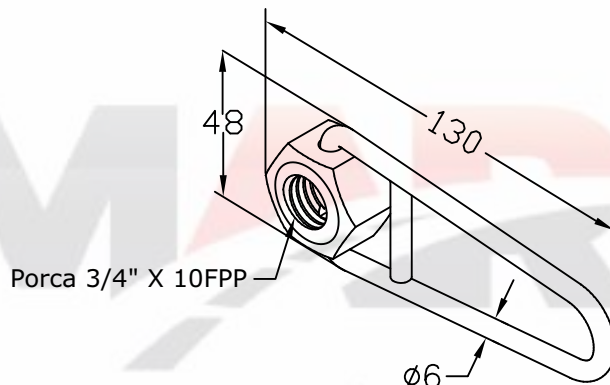
Pino quebra dedo com corrente
21.61 - A = 1/4"
21.62 - A = 5/16"



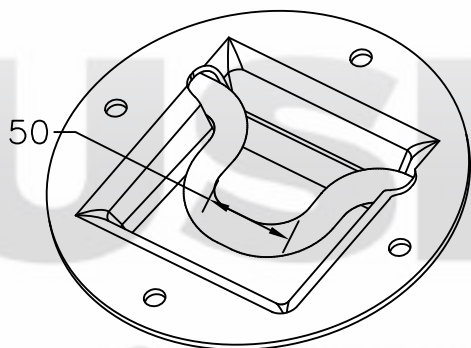
Pino quebra dedo com cinta plástica
21.59 - A = 1/4"
21.60 - A = 5/16"



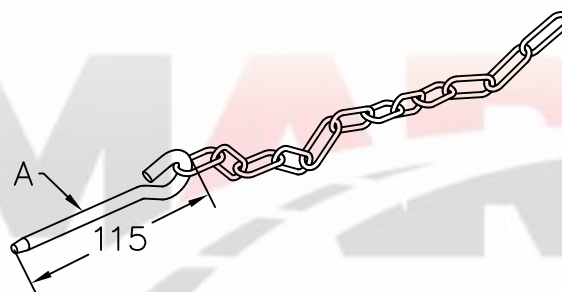
22.23
Dobradiça curta da carroceria



Porca 3/4" X 10FPP
22.35
Fixador da tampa da carroceria do SR




22.82
Gancho de amarração de carga do assoalho

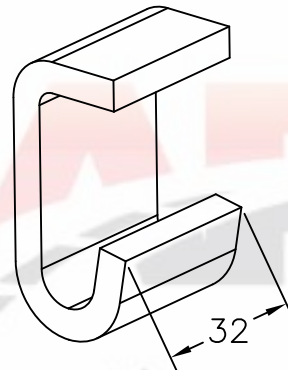


Pino para trava tampa reto da carroceria(Zincado)
22.99 - Em 1/4"
25.61 - Em 5/16"

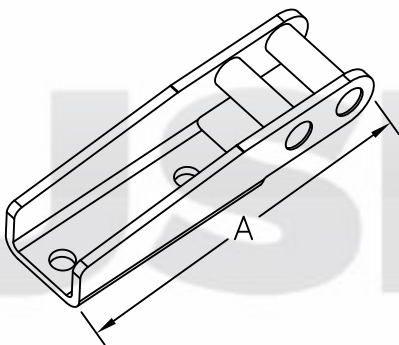
CARROCERIAS



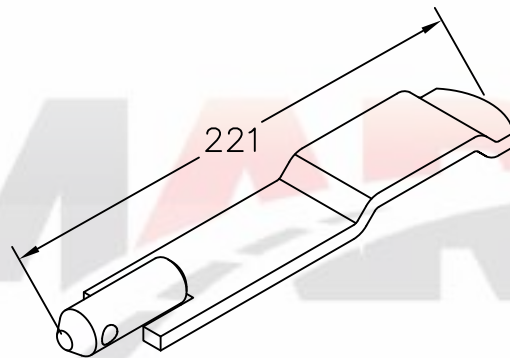
Pino para trava tampa curvo da carroceria(Zincado)
24.84 - Em $\text{Ø}1/4"$
24.85 - Em $\text{Ø}5/16"$



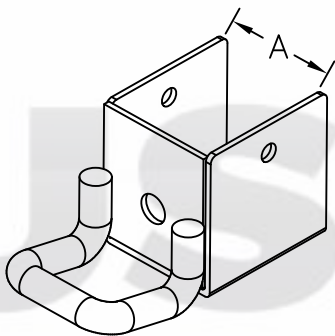
23.77
 Engate "G" carroceria 3/4"



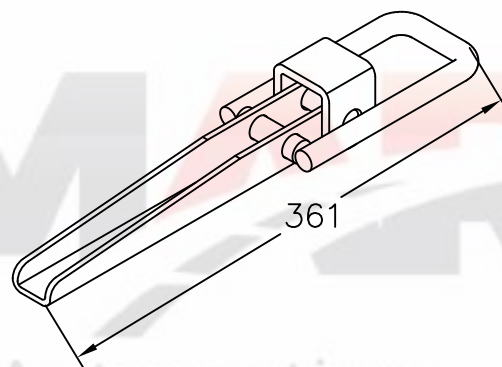
Dobradiça da carroceria 3/4"
23.78 - A = 145mm
23.79 - A = 90mm



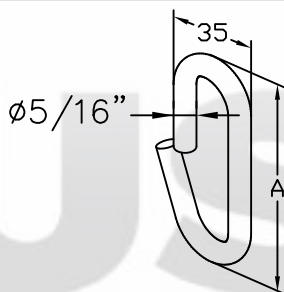
24.31
 Suporte de fixação macho da tampa da carroceria do SR e TE moderna



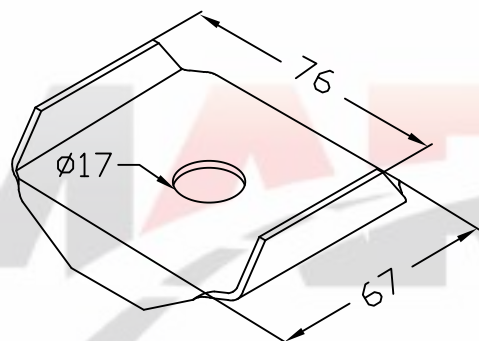
Suporte para cinta da carroceria
24.89 - A = 62,5mm
24.90 - A = 52mm



25.11
 Conjunto presilha da carroceria

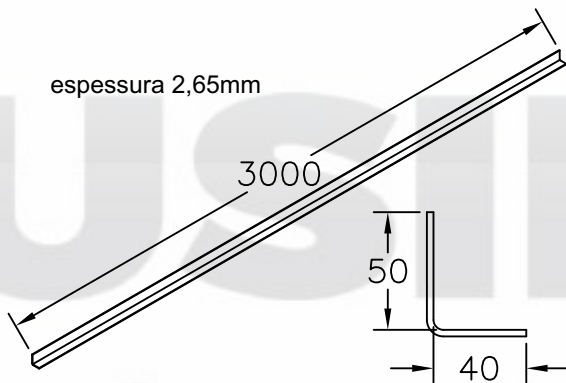


Argola de fixação da corrente da carroceria do SR
25.34 - A = 86mm
25.35 - A = 106mm

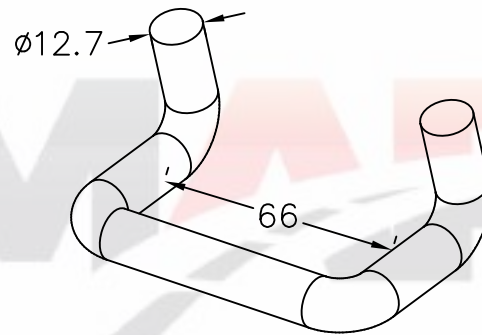


25.36
 Calço da carroceria entre longarina travessa do TE

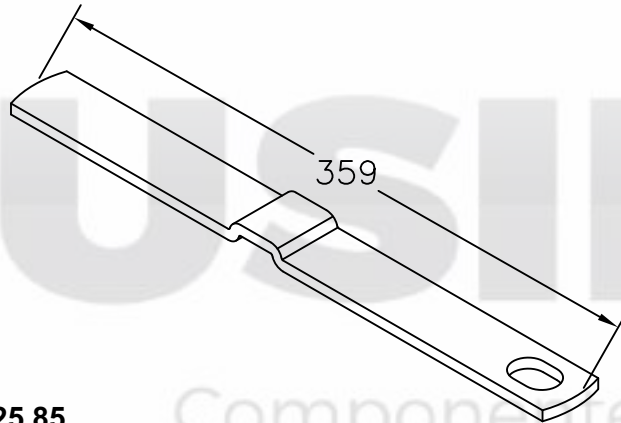
CARROCERIAS



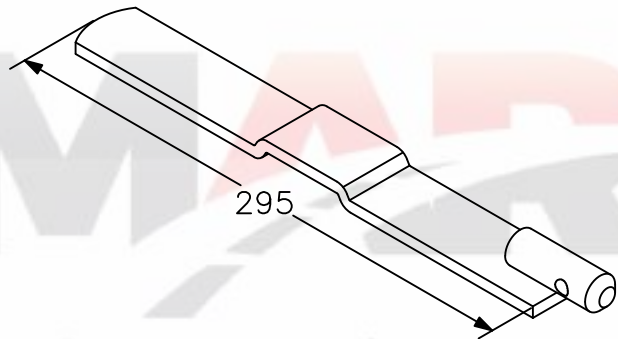
25.37
Cantoneira do meio para carroceria da graneleira



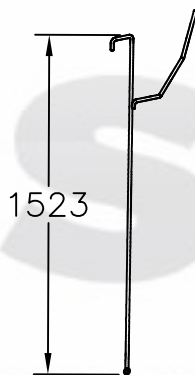
25.58
Gancho para carroceria



25.85
Suporte de fixação fêmea da tampa da carroceria

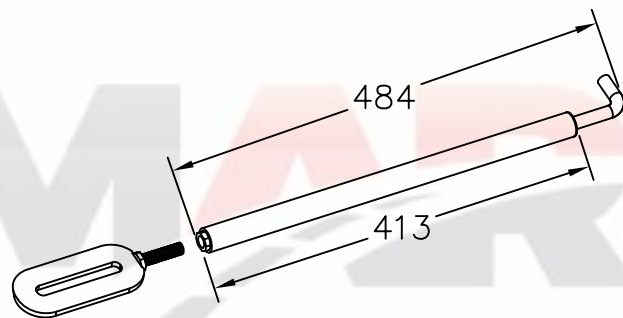


25.86
Suporte de fixação macho da tampa da carroceria



Com barra 1/2"

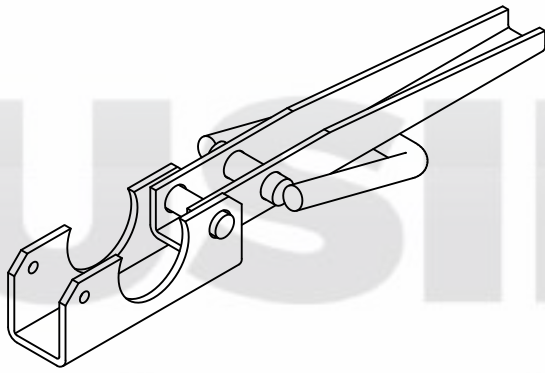
30.96
Suporte de apoio de lona



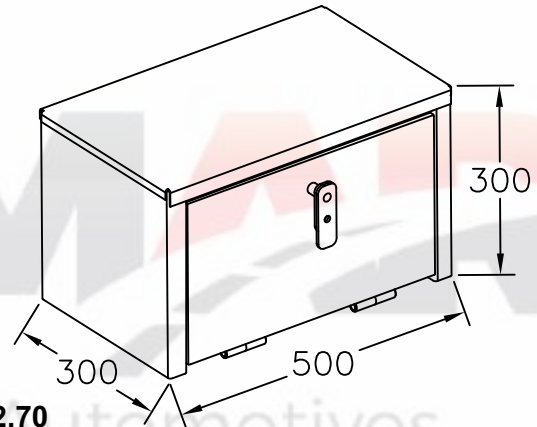
91.20
Conjunto do braço da tampa



BASCULANTE

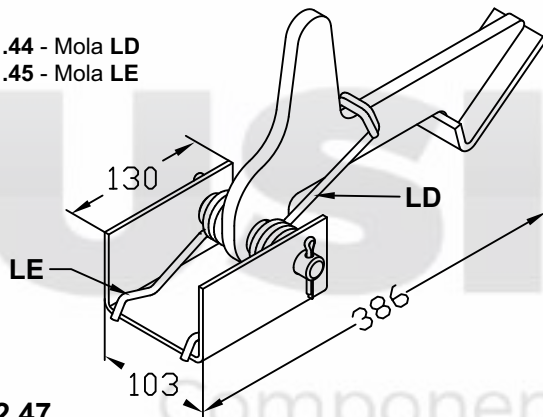


22.51
Presilha da tampa da basculante

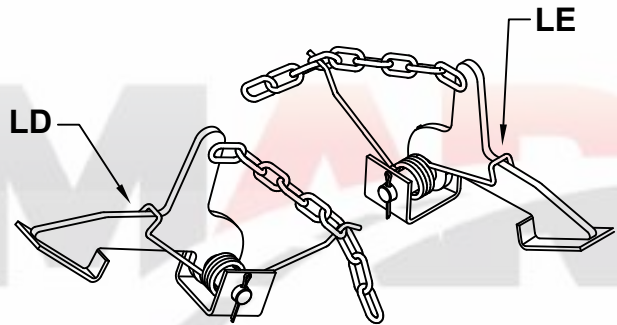


22.70
Caixa de ferramentas da basculante

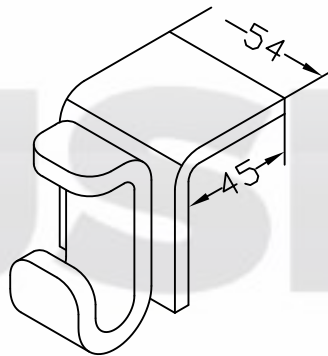
91.44 - Mola LD
91.45 - Mola LE



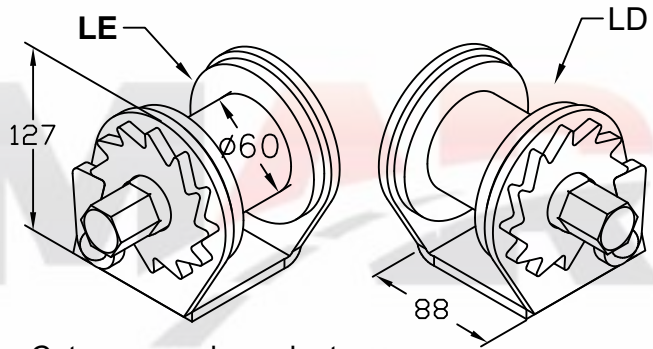
22.47
Tranca da tampa da basculante



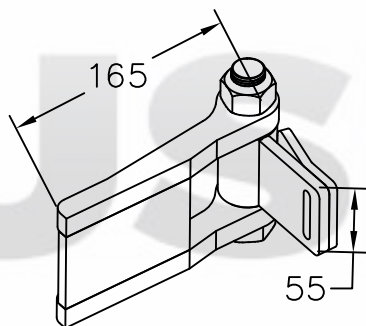
Tranca da tampa da basculante com uma mola
22.48 - LD
22.49 - LE



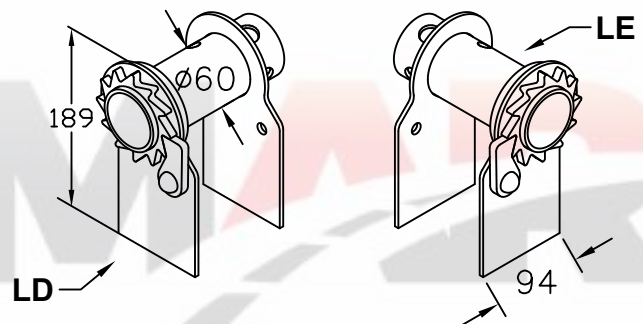
24.71
Suporte da dobradiça "G" com chapa "L" para carroceria



Catraca para basculante
24.80 - LE
24.81 - LD

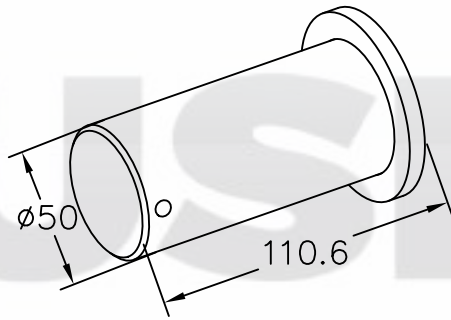


25.12
Dobradiça lateral da tampa traseira



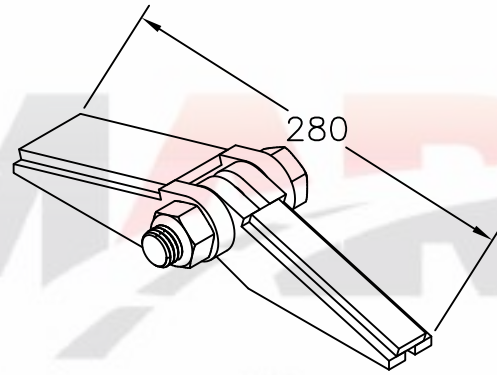
Catraca do suporte de estepe para basculante
25.31 - LD
25.32 - LE

BASCULANTE



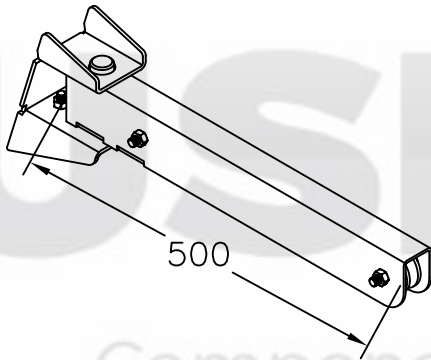
25.52

Conjunto pino superior do pistão p/ erguer a caçamba



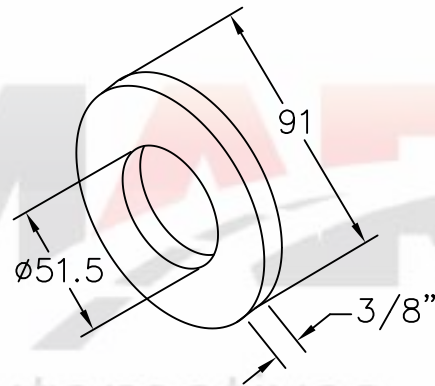
25.62

Dobradiça do parachoque inclinado basculante



25.63

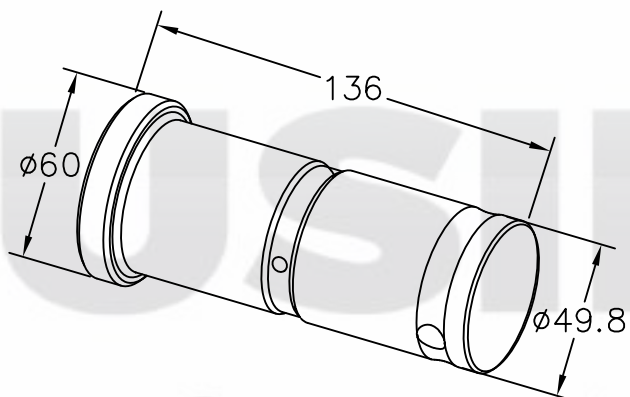
Braço levantor do step SRB



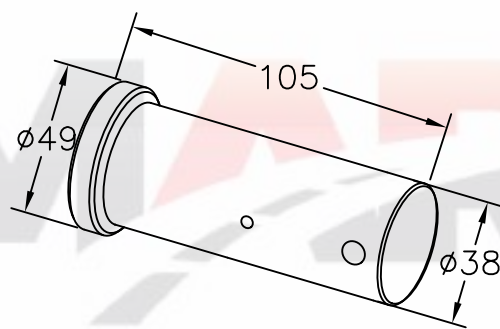
31.30

Arruela da articulação da tampa basculante

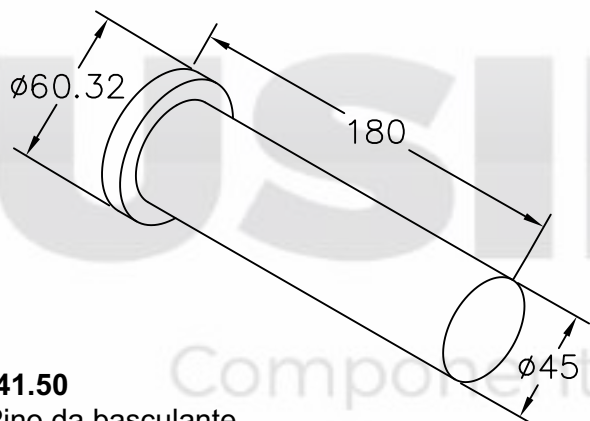
BASCULANTE



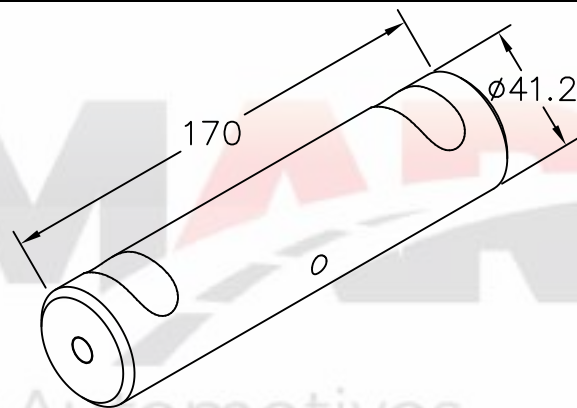
41.28
Pino da basculante



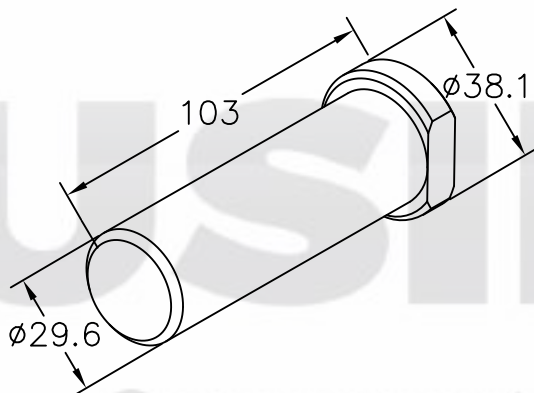
41.33
Pino da articulação basculante



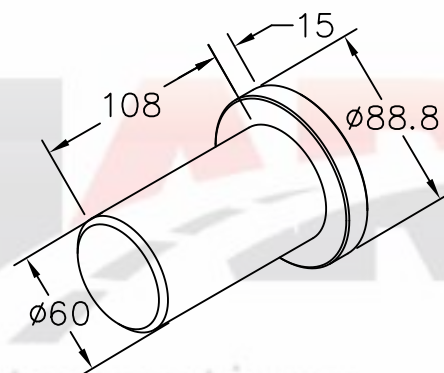
41.50
Pino da basculante



41.51
Pino da articulação para basculante

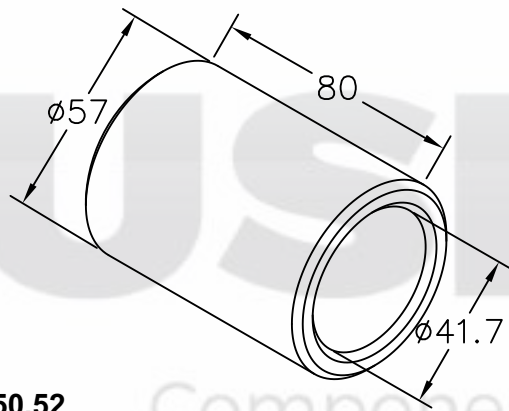


41.94
Pino da articulação da tampa da basculante

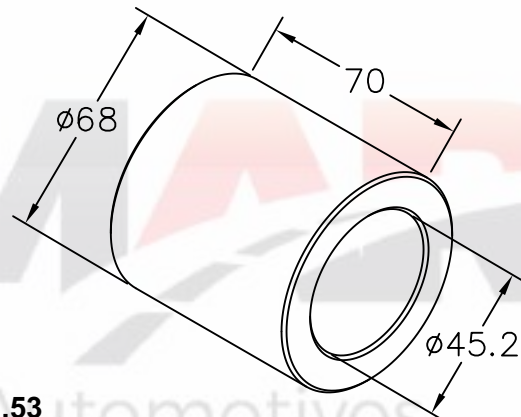


42.10
Pino da Caçamba

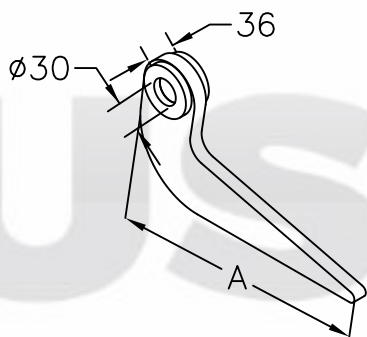
BASCULANTE



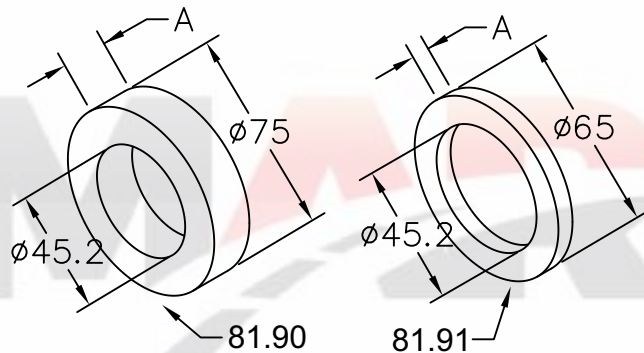
50.52
Bucha da articulação para basculante



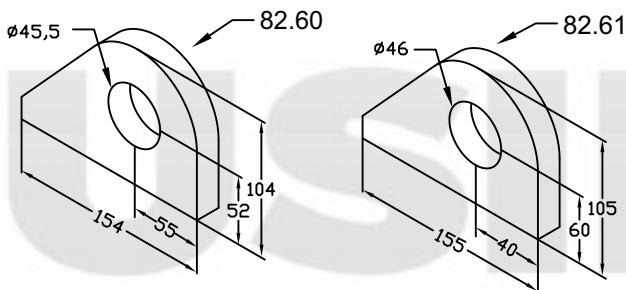
50.53
Bucha do pino para basculante



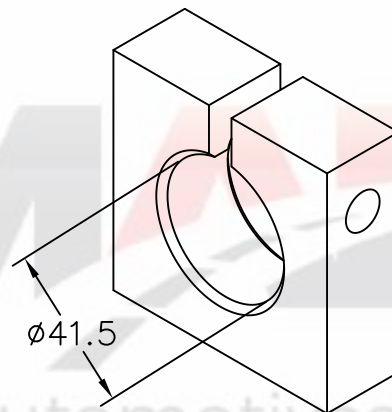
Articulação da tampa para basculante (Bengala)
81.88 - A = 300mm
83.48 - A = 330mm
83.49 - A = 400mm



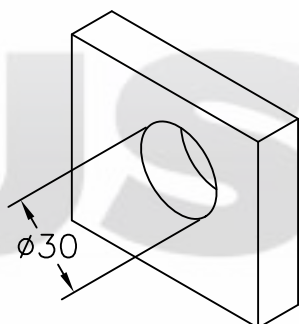
Mancal para pino da basculante
81.90 - A = 18mm
81.91 - A = 6,35mm



Mancal do pino da basculante
82.60 - Menor
82.61 - Maior

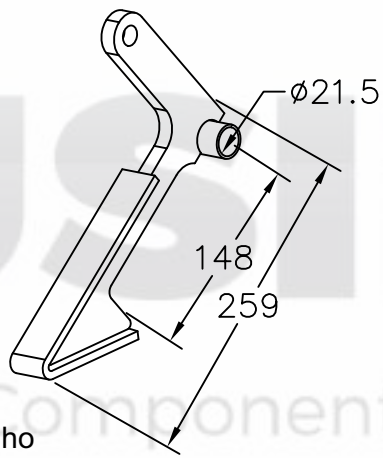


82.63
Mancal maciço para o varão

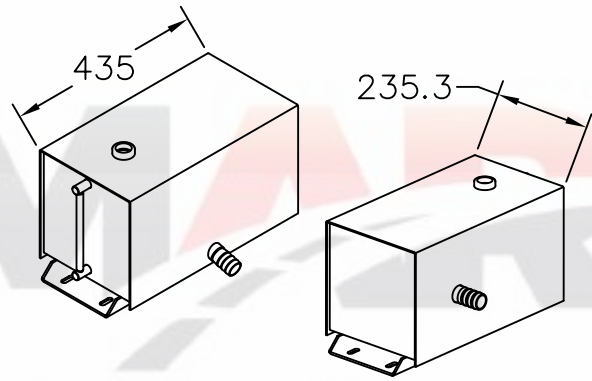


83.08
Mancal da articulação da tampa para basculante

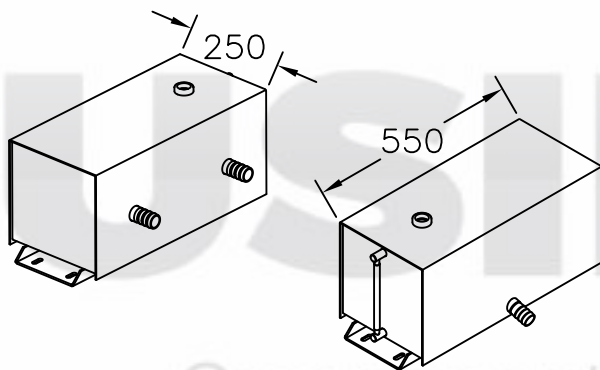
BASCULANTE



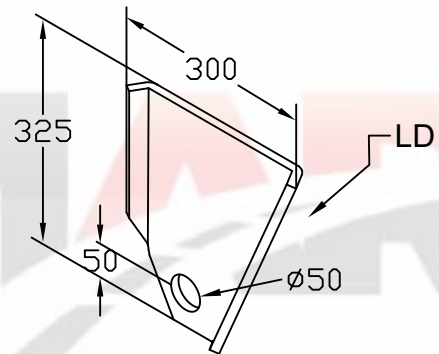
91.19
Tranca do gatilho



91.91
Reservatório de óleo nominal 20 L



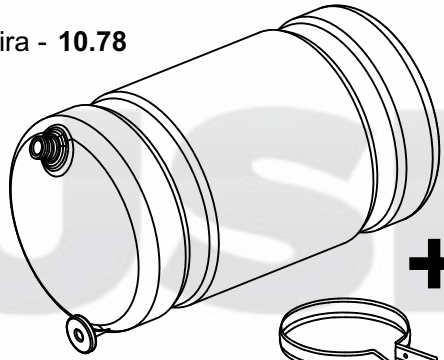
91.92
Reservatório de óleo nominal 30 L



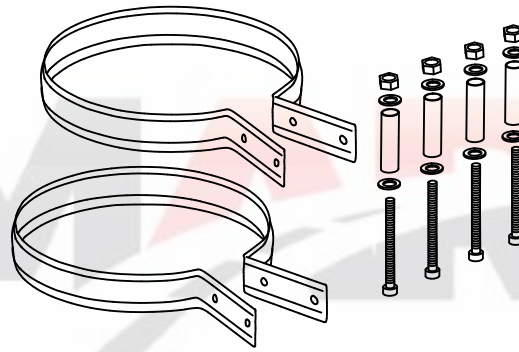
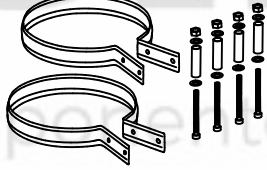
Chapa de articulação da caçamba basculante
91.96 - LD
91.97 - LE

USIMAR/DIVERSOS

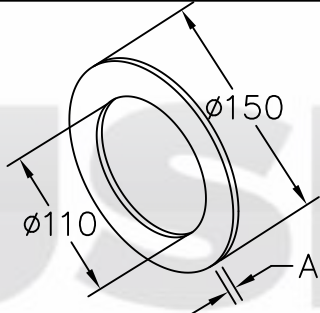
Torneira - 10.78



Conjunto Barrica
10.41 - 42L
10.42 - 26L

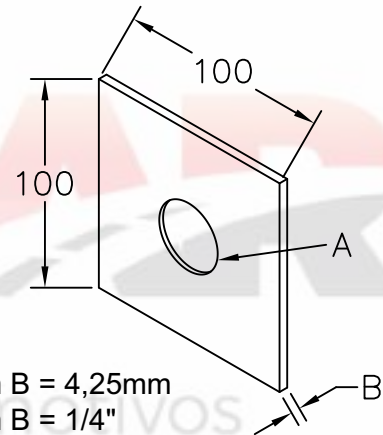


Conjunto cinta da barrica
10.45 - 42L
10.55 - 26L



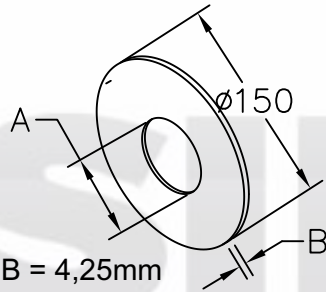
Arruela externa p/ balanças de pino Ø60mm

30.27 - A = 1/4"
30.64 - A = 3/16"
30.65 - A = 5/16"
30.66 - A = 3/8"



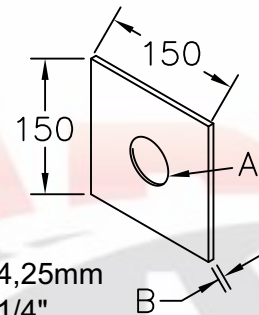
Arruela quadrada

30.45 - A = Ø30mm B = 4,25mm
30.46 - A = Ø35mm B = 1/4"
30.47 - A = Ø50,5mm B = 1/4"



Arruela redonda
recuperação da
suspensão do SR

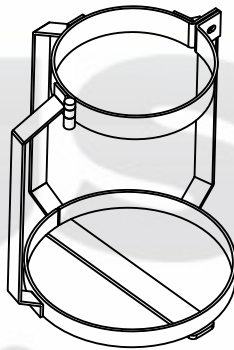
31.31 - A = Ø50,3mm B = 4,25mm
31.45 - A = Ø50,3mm B = 1/4"
31.46 - A = Ø50,3mm B = 5/16"
31.26 - A = Ø60,3mm B = 4,25mm
31.43 - A = Ø60,3mm B = 1/4"
31.41 - A = Ø60,3mm B = 5/16"



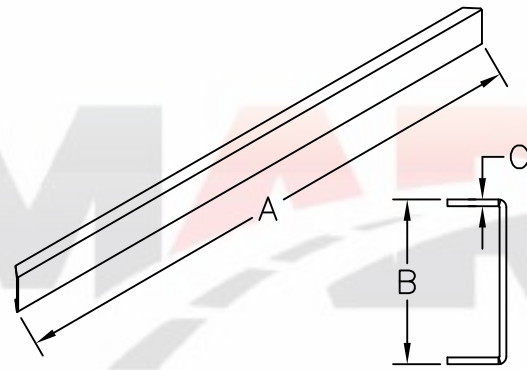
Arruela quadrada
recuperação da
suspensão do SR

31.37 - A = Ø50,3mm B = 4,25mm
31.38 - A = Ø50,3mm B = 1/4"
31.39 - A = Ø50,3mm B = 5/16"
31.40 - A = Ø60,3mm B = 4,25mm
31.41 - A = Ø60,3mm B = 1/4"
31.42 - A = Ø60,3mm B = 5/16"

USIMAR/DIVERSOS



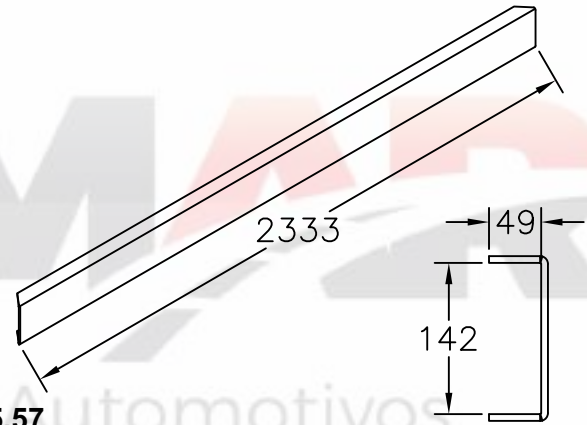
24.70
Suporte bujão de gás P13kg



Lâmina do para-choque
25.13 - A = 2400mm B = 150mm C = 4,25mm (até 23,5T)
25.14 - A = 2100mm B = 112mm C = 6,35mm (até 10T)

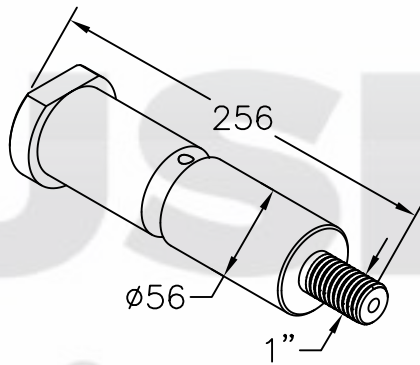


25.15
Manivela do aparelho de levantamento antigo

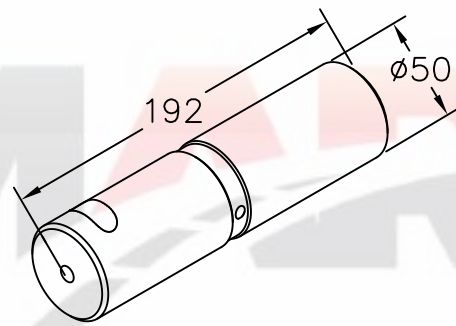


25.57
Pára-choque do TE

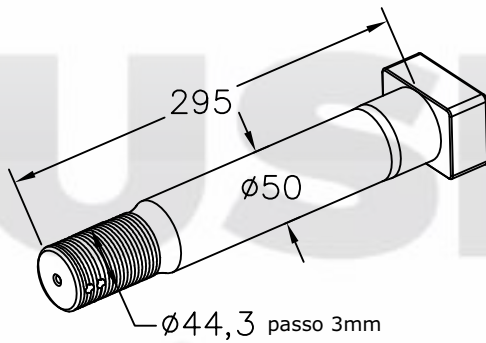
USIMAR/DIVERSOS



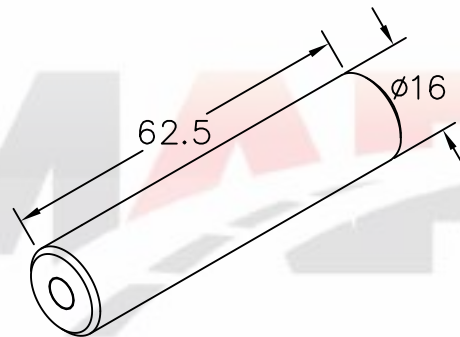
41.02
Pino da balança do SR Goydo



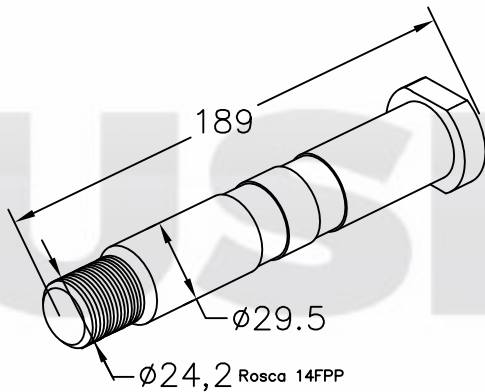
41.05
Pino da balança do TE FNM V12 FIAT 180



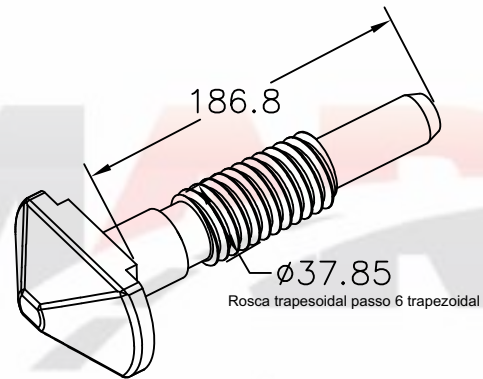
41.29
Pino interno do engate automático do SR



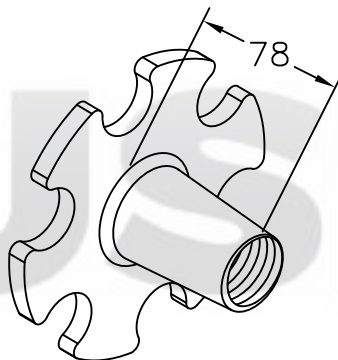
41.49
Pino da mola da quinta roda Maxion



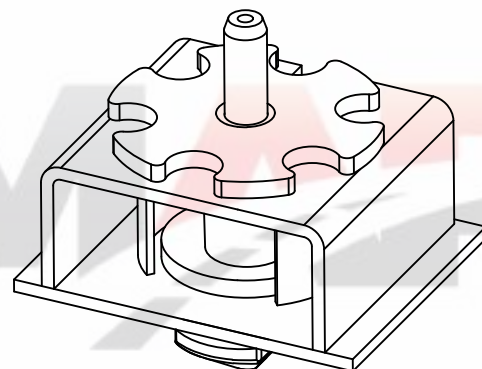
41.64
Pino do tensor Lies



41.74
Pino do lock do container Usimar

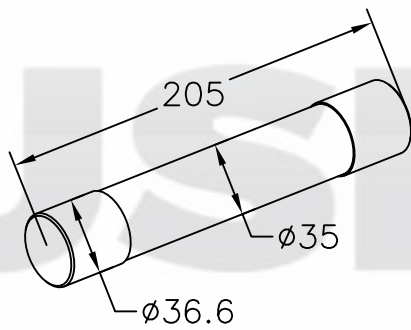


51.32
Flange de fixação do pino lock container

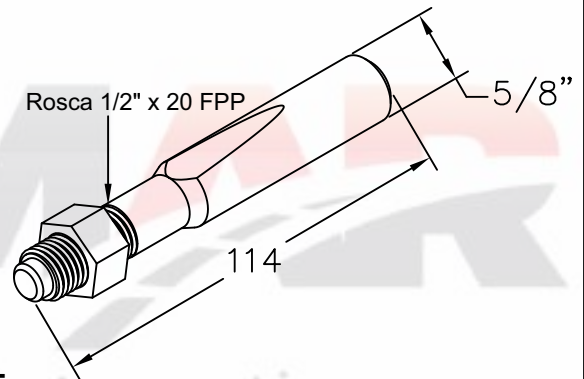


91.69
Lock do Container

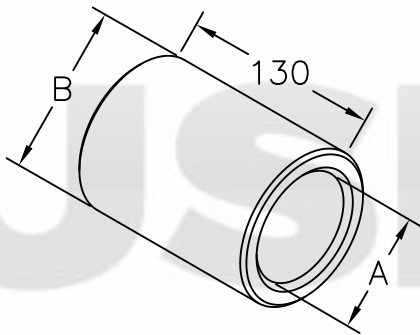
USIMAR/DIVERSOS



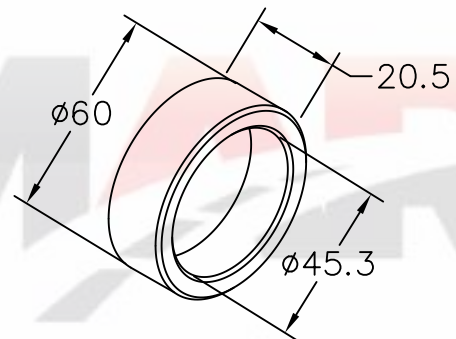
41.79
Pino 320D serie SAGF 02431 Caterpillar



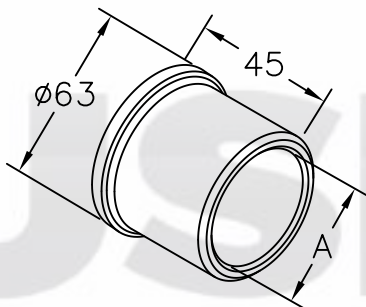
42.15
Pino cônico do mancal da balança do TE



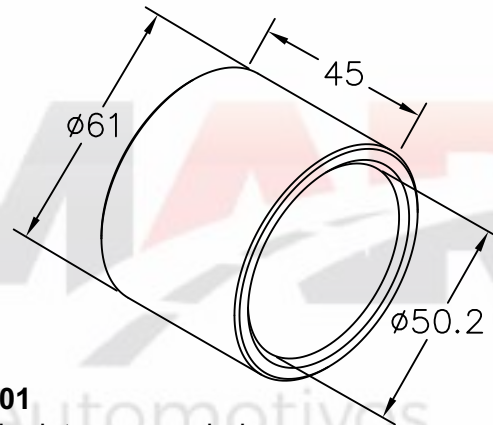
Bucha da balança do SR GRAHL
50.44 - A = Ø72mm B = Ø95mm (Externo)
51.15 - A = Ø60,2mm B = Ø72mm (Interna)



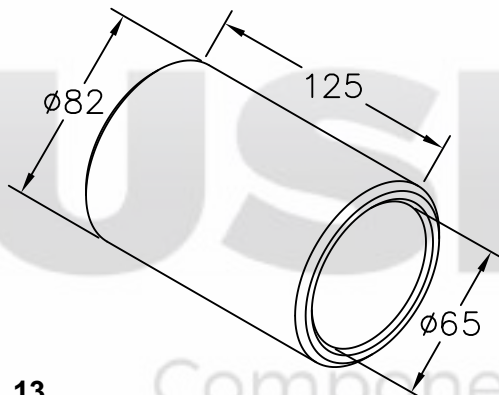
50.32
Bucha do bocal do engate automático do SR



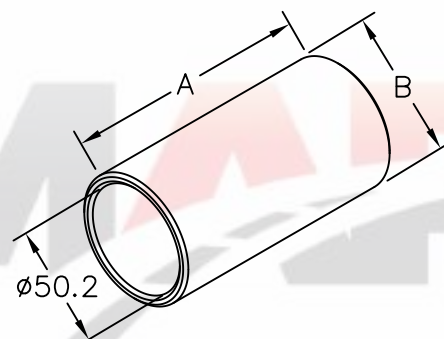
Bucha da ponteira do engate automático do SR
50.33 - A = Ø50mm
50.71 - A = Ø48mm



51.01
Bucha interna para balanças

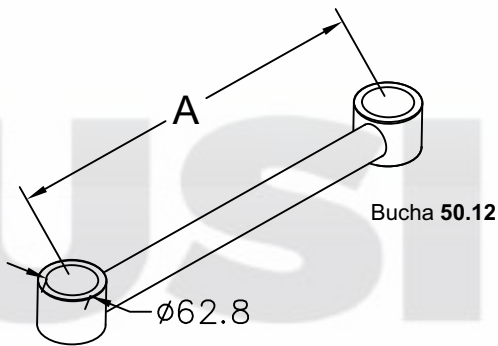


51.13
Bucha interna para balança do TE GOLIVER

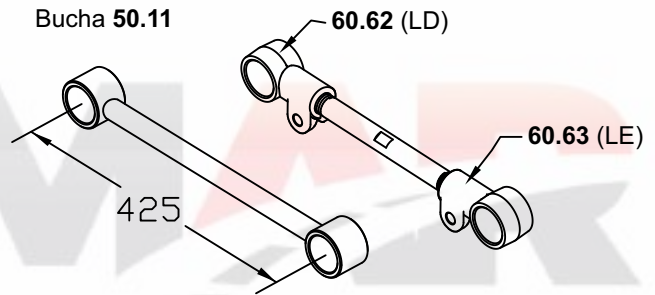


Bucha interna para balança
51.36 - A = 119mm B = Ø61mm
51.38 - A = 118mm B = Ø60mm

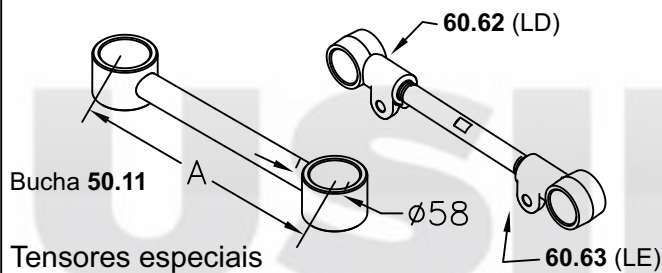
USIMAR/DIVERSOS



Tensor fixo especial
61.54 - A = 510mm
61.55 - A = 530mm

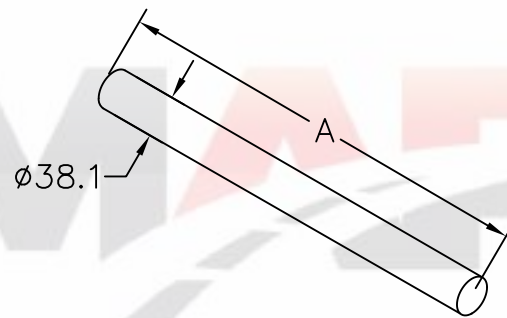


Tensor do TE suspensão 3/4"
61.59 - Regulável
61.58 - Fixo



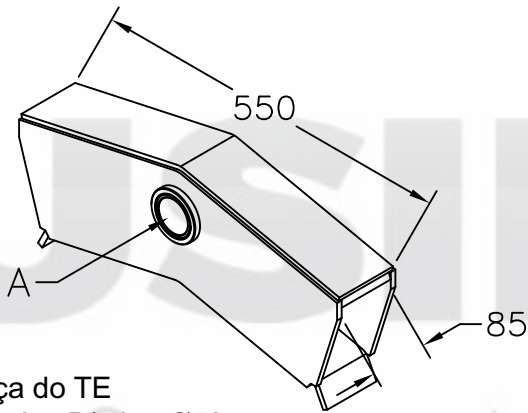
Tensores especiais

REGULÁVEL	FIXO
61.63 - A = 520mm	61.60 - A = 520mm
61.64 - A = 550mm	
61.65 - A = 580mm	61.61 - A = 580mm
61.66 - A = 600mm	61.62 - A = 600mm

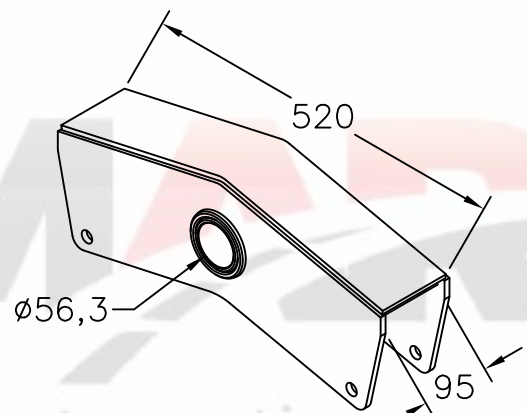


Varão para tensores
62.80 - A = 800mm
62.81 - A = 700mm

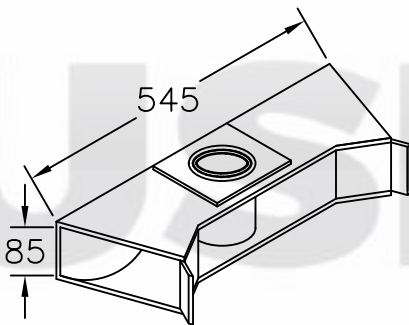
USIMAR/DIVERSOS



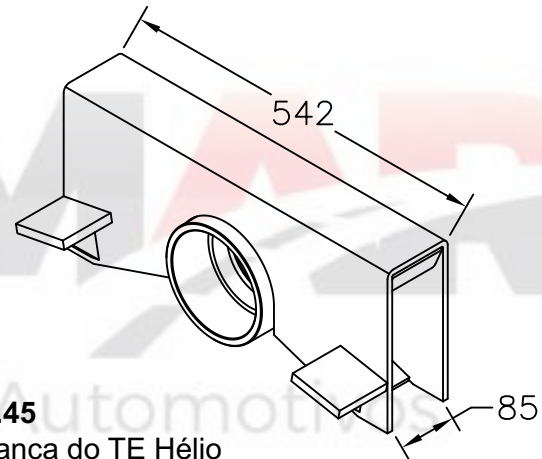
Balança do TE
71.42 - A = P/ pino Ø50mm
71.43 - A = P/ pino Ø60mm



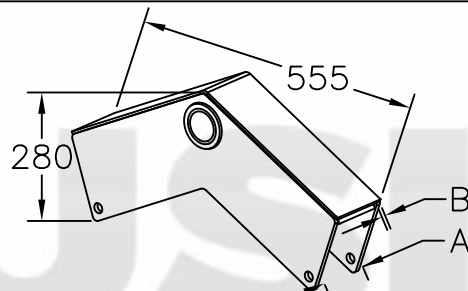
71.44
 Balança do SR Goydo p/ pino Ø56mm



75.02
 Balança do TE Goliver p/ pino Ø50mm

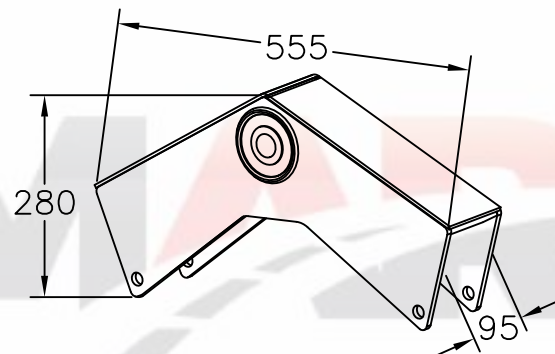


75.45
 Balança do TE Hélio

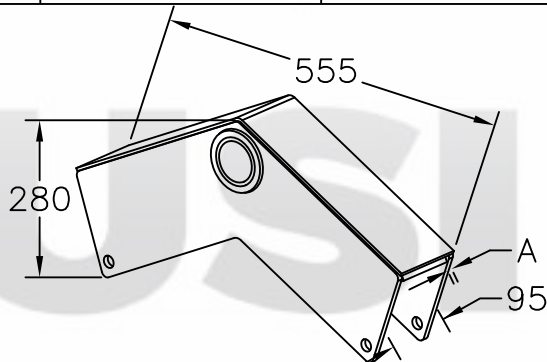


Balança SUPER ASA DELTA p/ pino Ø 50mm

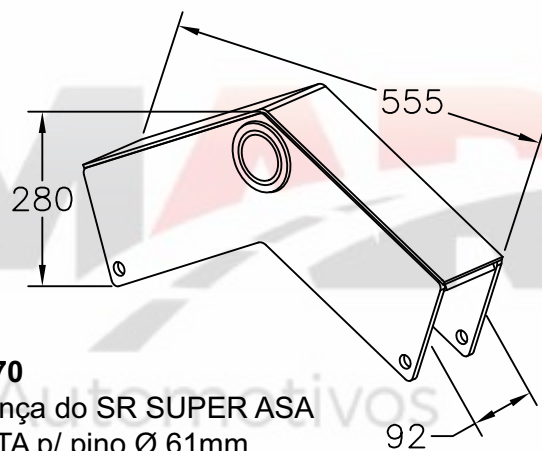
CÓD.	"A"	"B"
72.84	95mm	5/16"
74.43	85mm	5/16"
76.70	95mm	3/8"



Balança SUPER ASA DELTA p/ bucha molecular
74.32 - S/ bucha
75.13 - C/ bucha

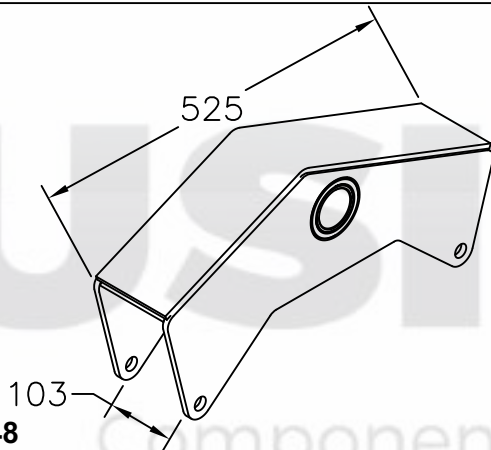


Balança SUPER ASA DELTA p/ pino Ø 60mm
74.38 - A = 5/16"
76.69 - A = 3/8"

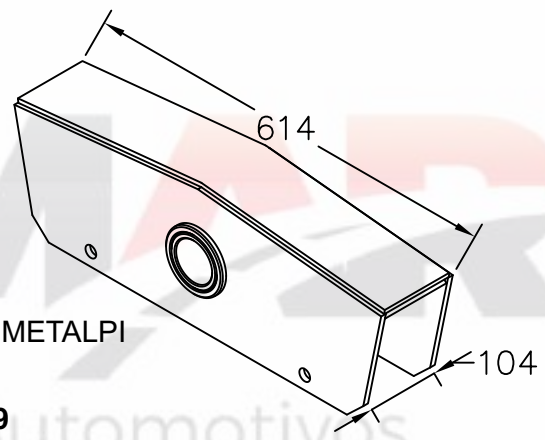


74.70
 Balança do SR SUPER ASA
 DELTA p/ pino Ø 61mm

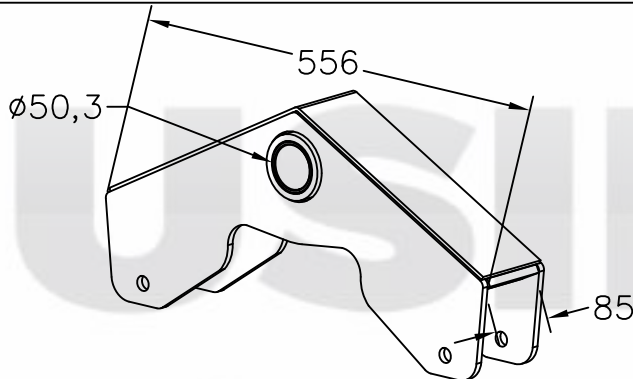
USIMAR/DIVERSOS



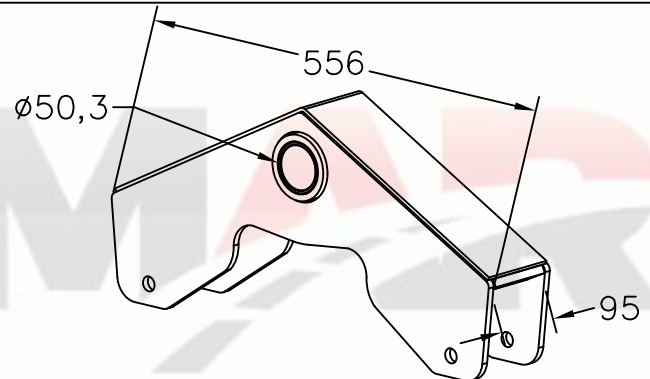
75.48
Balança do TE para pino \varnothing 50mm FNM (Fiat)



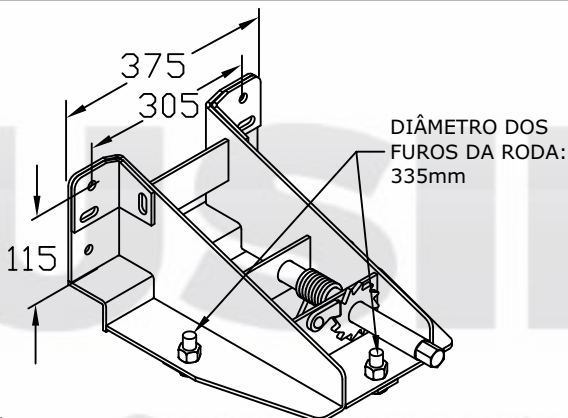
75.49
Balança do SR para pino \varnothing 60mm



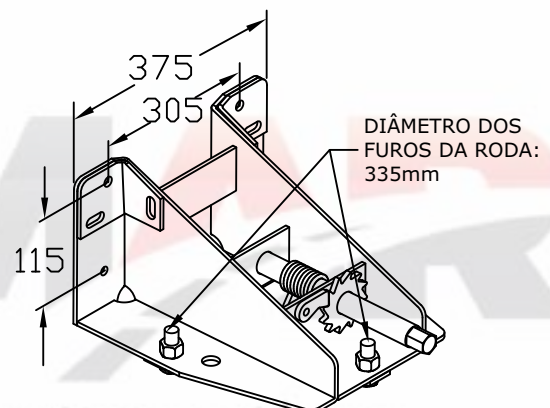
77.39
Balança SUPER ASA DELTA MB Atego p/ pino \varnothing 50mm



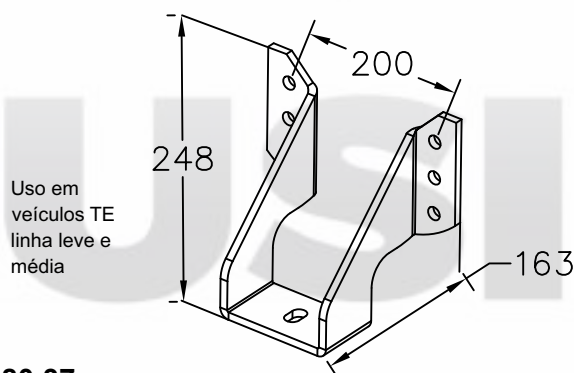
77.41
Balança SUPER ASA DELTA para suportes fundidos VW/Ford Cargo pino \varnothing 50mm



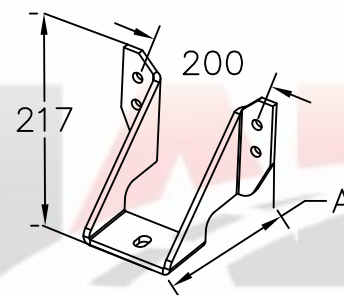
72.91
Porta Estepe para SR roda disco - Modelo Usimar



76.23
Porta Estepe para TE roda disco - Modelo Usimar



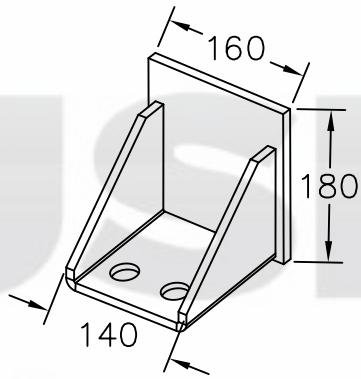
80.37
Suporte de fixação do suspensor pneumático TE modelo Jost 6 furos



Suporte de fixação do suspensor pneumático TE modelo Jost 4 furos
80.38 - A = 178mm
80.39 - A = 160mm

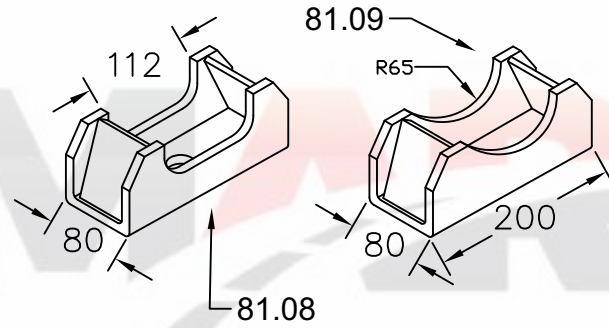
USIMAR/DIVERSOS

Uso em veículos com suspensão independente ou modelos de suspensores obsoletos



80.40

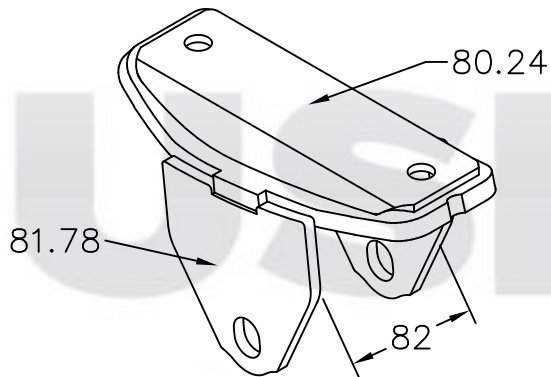
Suporte de fixação do suspensor pneumático TE modelo Jost suspensão independente



Sapata do TE

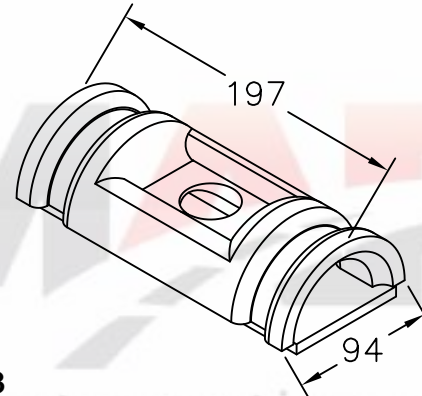
81.08 - Eixo quadrado

81.09 - Eixo redondo



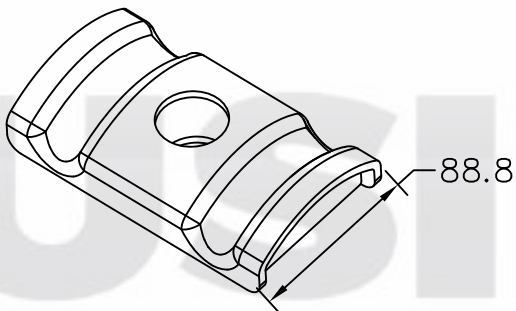
81.39

Esfrega móvel do TE IVECO



82.03

Separador do grampo de mola do SR



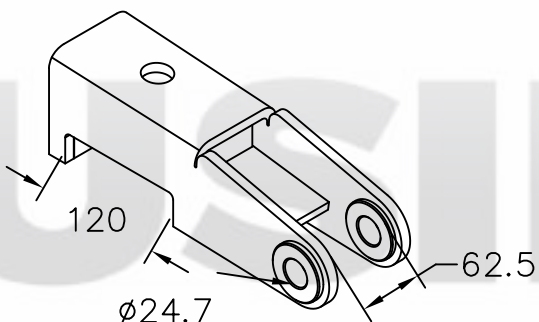
82.58

Separador de grampo mola tipo "D" mola 90mm



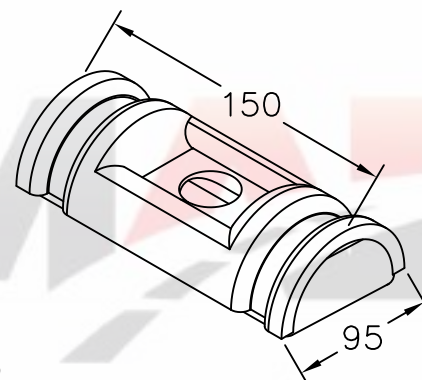
82.68

Separador de grampo mola tipo "D" mola 80mm



82.67

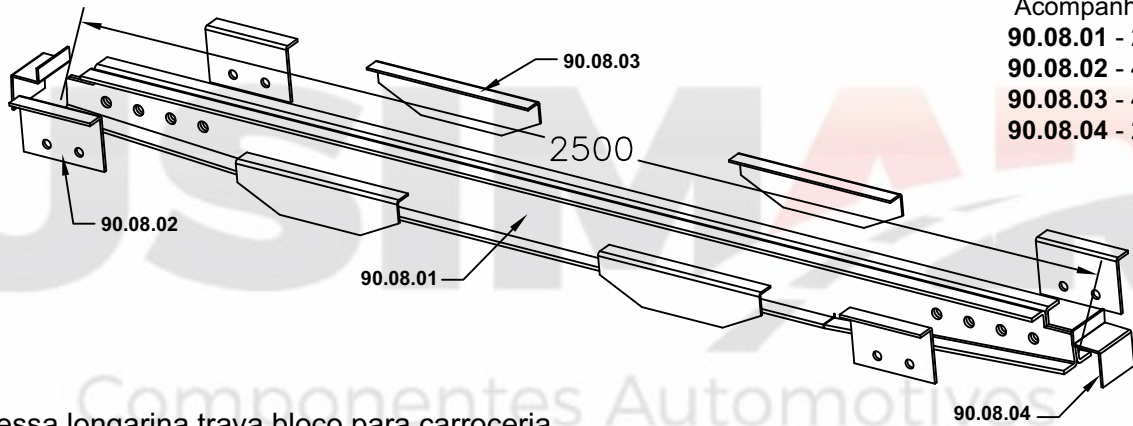
Sapata superior da tração do TE AGRALE 13000



82.72

Separador de grampo mola tipo "C" mola 90mm

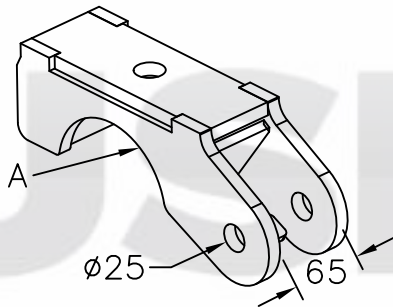
USIMAR/DIVERSOS



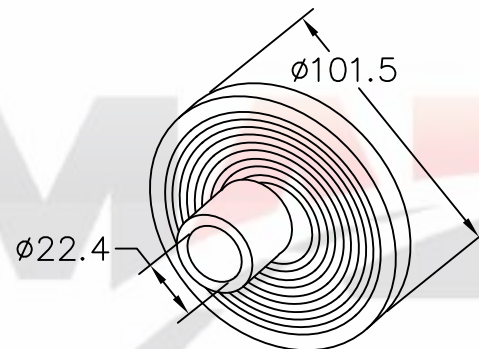
Acompanha:
90.08.01 - 2pçs
90.08.02 - 4pçs
90.08.03 - 4pçs
90.08.04 - 2pçs

90.08

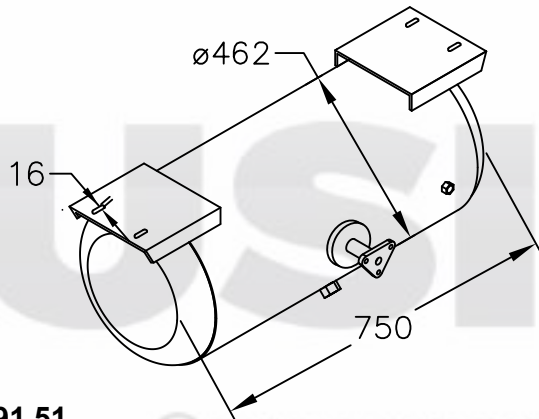
Kit travessa longarina trava bloco para carroceria



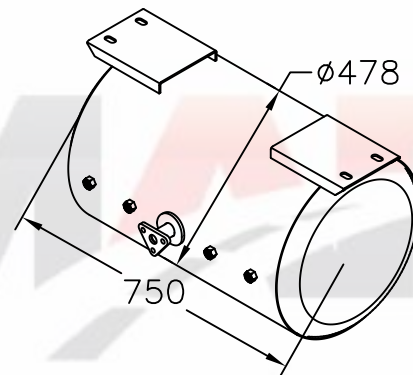
Sapata superior do SR CT Rodovale
83.36 - A = $\phi 130$ mm (eixo redondo)
83.37 - A = $\phi 131$ mm (eixo quadrado)



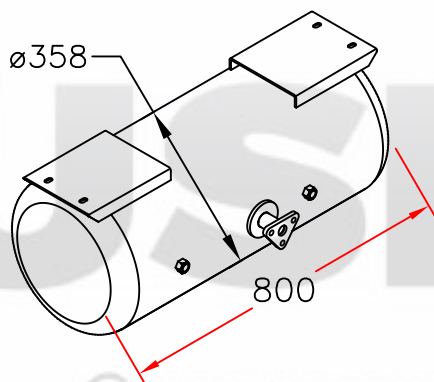
Mancal para regulagem da suspensão a ar
83.41 - Fora de centro
83.42 - No centro



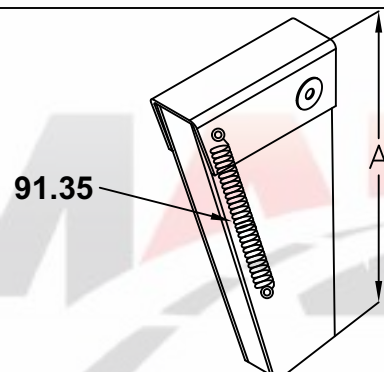
91.51
 Reservatório de ar 117 litros



91.74
 Reservatório de ar 117 litros sistema ABS



91.75
 Reservatório de ar 73 litros sistema ABS

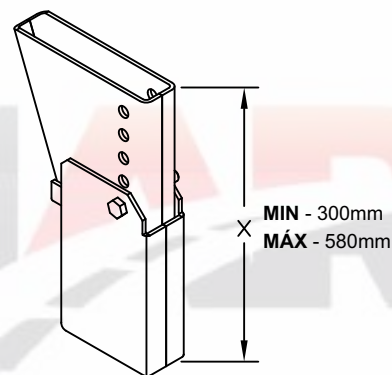
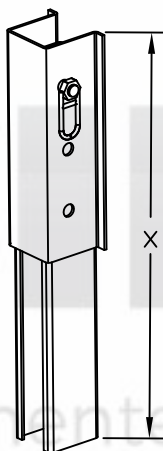


Coluna para choque articulado 23T
91.22 - A = 450mm
91.23 - A = 820mm

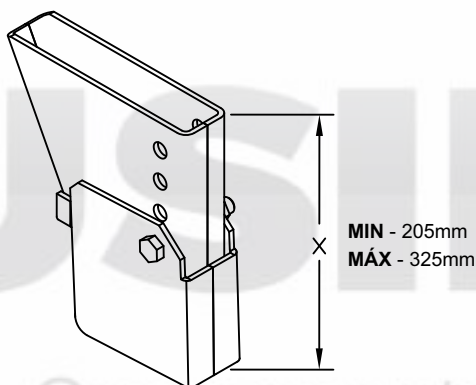
USIMAR/DIVERSOS

Conjunto coluna 3 posições

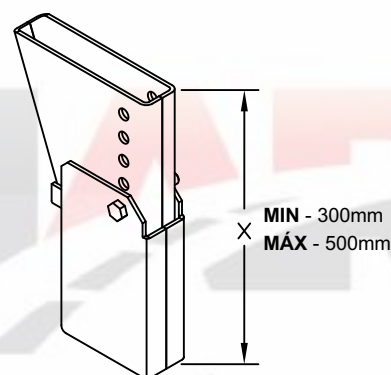
91.24	91.65
X	X
MIN - 664mm	MIN - 550mm
MÁX - 864mm	MÁX - 750mm



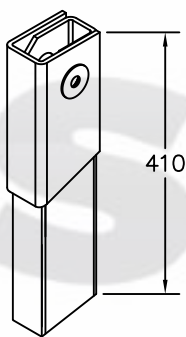
91.53
Coluna do para-choque articulado 23T 7 furos



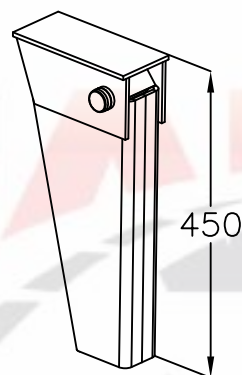
91.54
Coluna do para-choque articulado 10T 4 furos



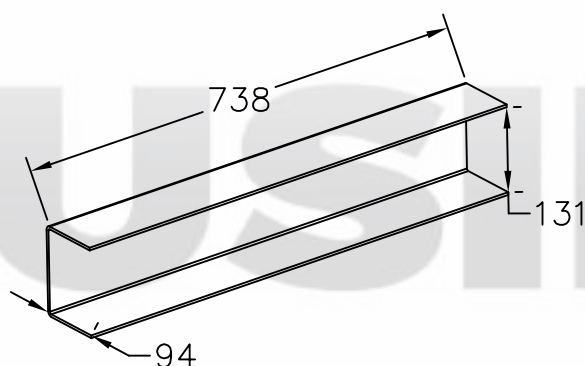
92.00
Coluna do para-choque articulado 23T 5 furos



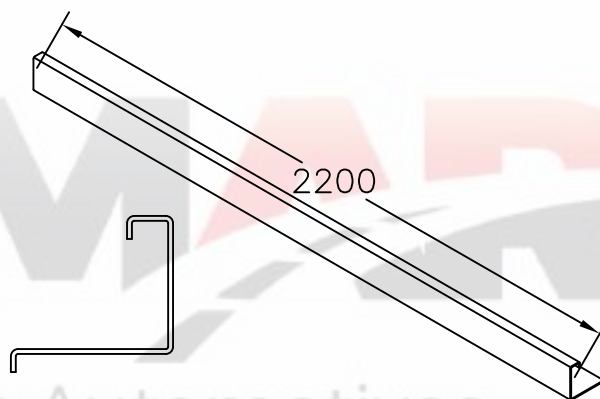
92.40
Conjunto Coluna do Para-choque



23.69
Coluna para-choque articulado até 23,5T

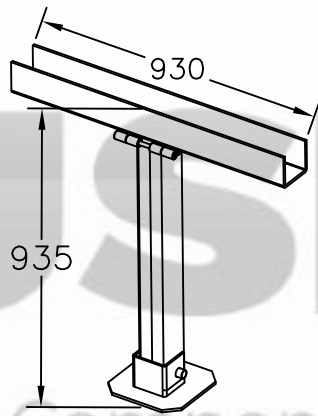


23.80
Separador do para-choque articulado até 23,5T

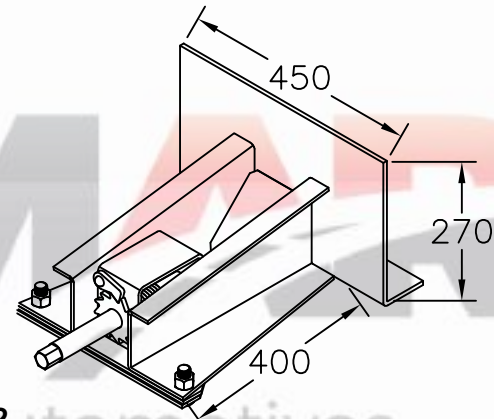


92.24
Lâmina do para-choque

USIMAR/DIVERSOS

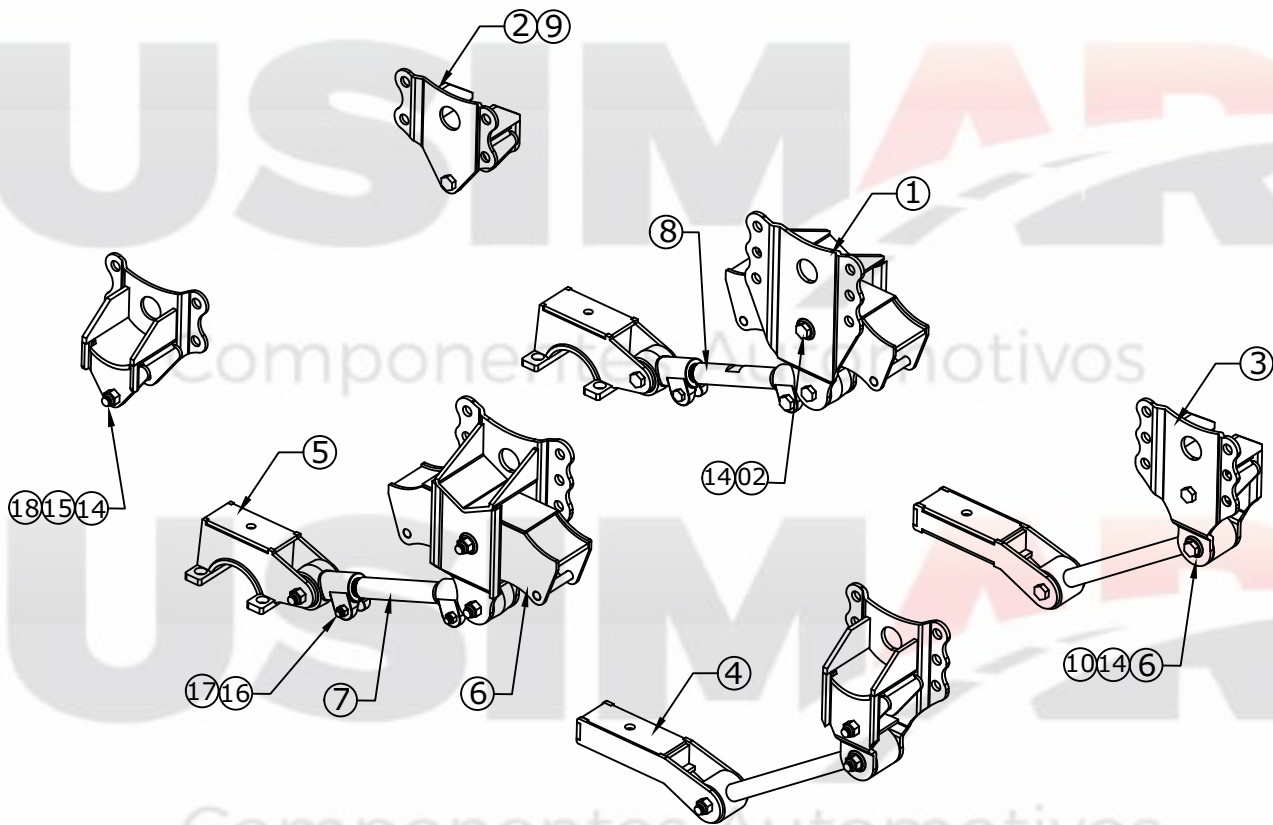


92.51
Terceiro pé do SR bitrem



93.32
Porta estepe do cavalo para roda disco



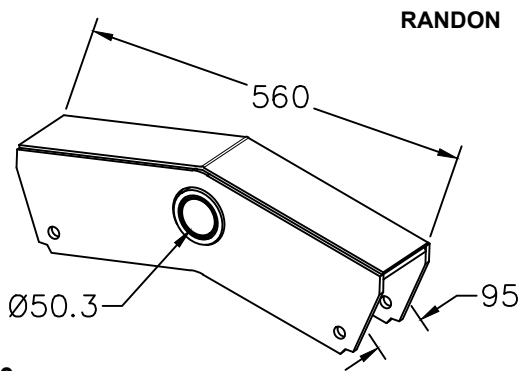


74.33

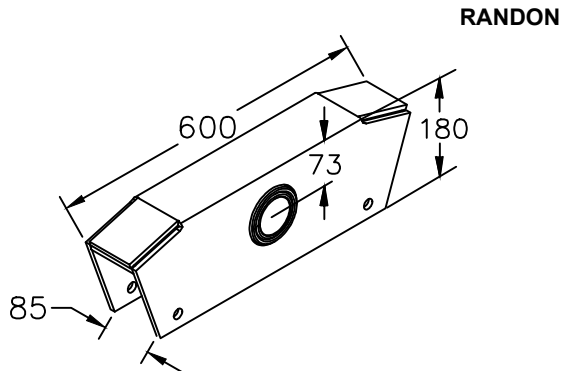
Suspensão para TE 2 Eixos em 3/4" Usimar

N°	Qtd.	Código	Denominação
01	02	74.22	Suporte Central
02	02	74.20	Suporte Traseiro
03	02	74.21	Suporte Dianteiro
04	02	82.52	Sapata da tração
05	02	82.51	Sapata do eixo redondo
06	02	74.19	Balança p/ pino Ø25mm
07	02	61.58	Tensor Fixo 425mm
08	02	61.59	Tensor regulável 425mm
09	04	82.53	Deslizante da Esfrega
10	08	90.11	Bucha Estabilizadora Nakata
11	02	41.14	Parafuso M24 x 160mm
12	10	50.26	Porca autotravante M24 x 2mm
13	06	41.16	Parafuso do tensor M24
14	04		Parafuso 5/8" x 5" zincado
15	04		Porca 5/8" autotravante
16	04		Parafuso M16 x 80 mm
17	04		Porca autotravante M16
18	04		Tubo Ø1" x 83mm

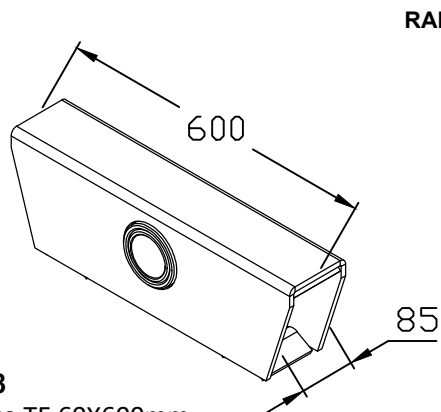
ADENDOS



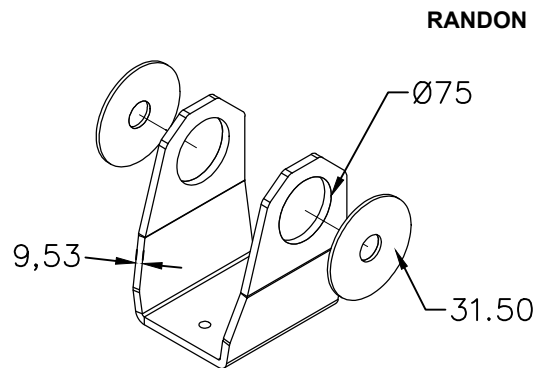
76.00
Balança leve Randon com 560mm



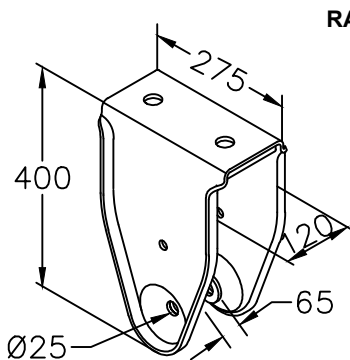
77.43
Balança do TE p/ pino Ø60 x 600mm



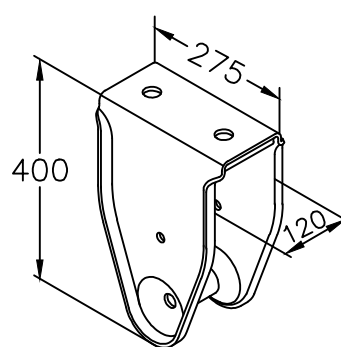
77.88
Balança TE 60X600mm



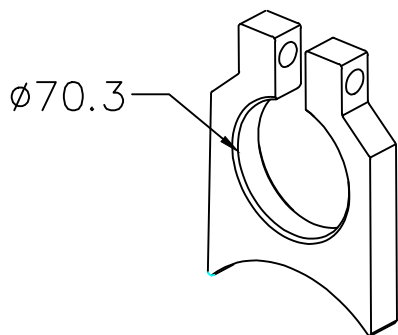
72.38
Chapa da articulação pneumática SR



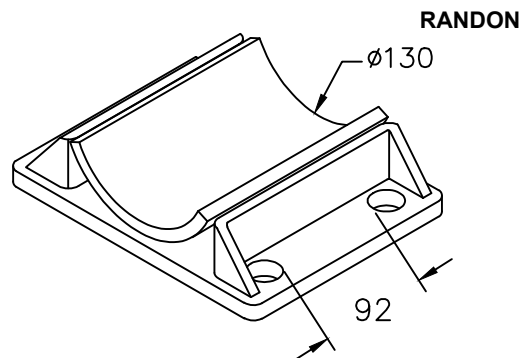
73.36
2º suporte da suspensão distanciada 2 eixos do SR 2009



73.41
1º suporte da suspensão distanciada 2 eixos do SR 2009

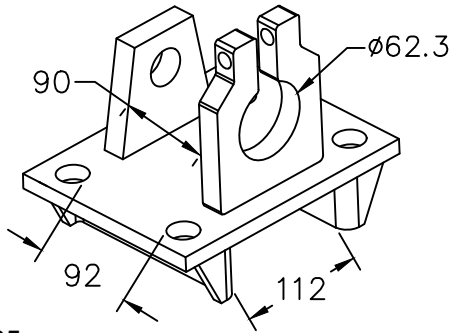


80.60
Mancal externo oval do TE ou SR



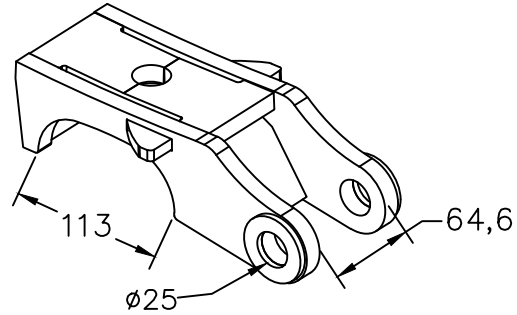
80.64
Sapata do eixo redondo do SR

RANDON



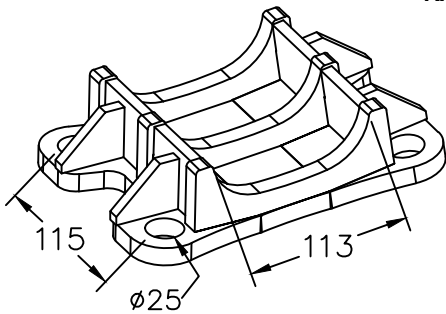
80.85
Sapata c/ mancais LS RN

RANDON



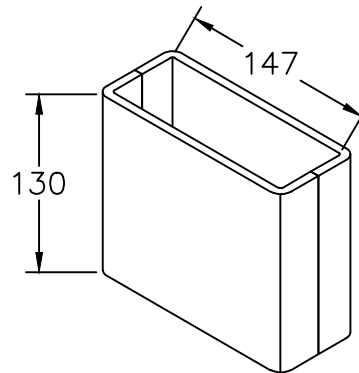
83.62
Sapata superior do SR 2019

RANDON



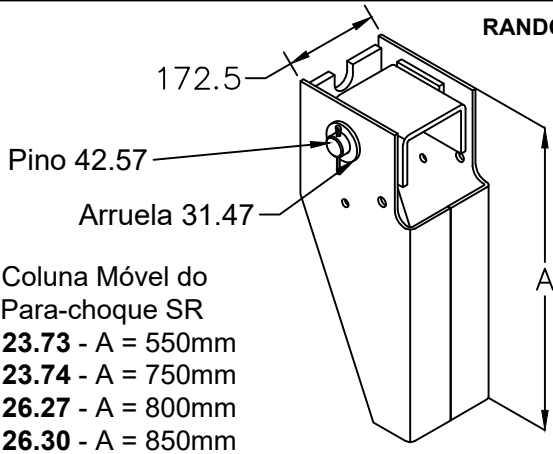
83.63
Sapata inferior do SR 2019

RANDON



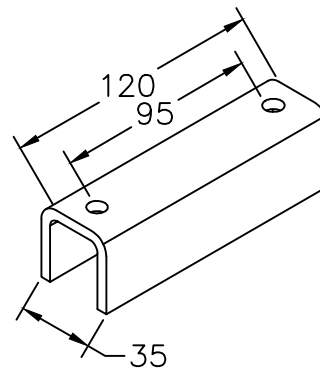
25.46
Caixa do Fueiro largura de 145mm

RANDON



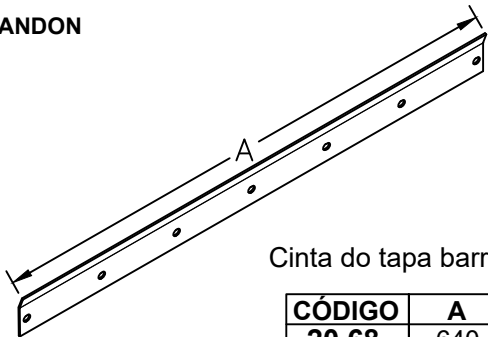
Coluna Móvel do
Para-choque SR
23.73 - A = 550mm
23.74 - A = 750mm
26.27 - A = 800mm
26.30 - A = 850mm

RANDON



26.11
Chaveta U inferior do pino da balança do SR para pino Ø60mm

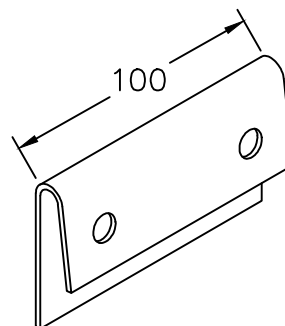
RANDON



Cinta do tapa barro RD

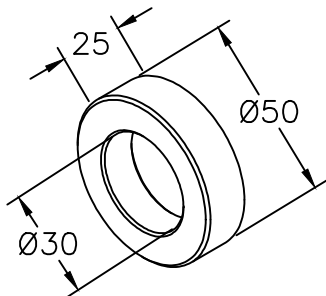
CÓDIGO	A
20.68	640
20.69	590
20.70	670

RANDON



25.49
Fixador do paralamo do SR

Pino tensor
42.16

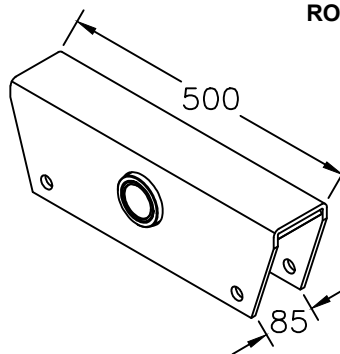


RANDON

51.70

Bucha interna do braço equalizador 1170mm do SR
distanciado

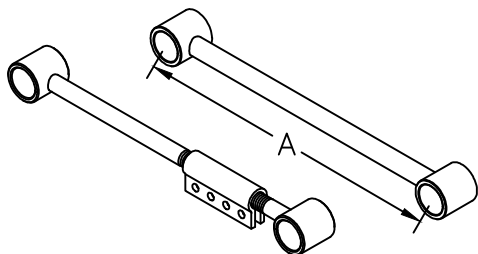
RODOVIÁRIA



71.31

Balança do TE modelo 88 p/ pino 50mm com
furos para parafuso

RODOVIÁRIA

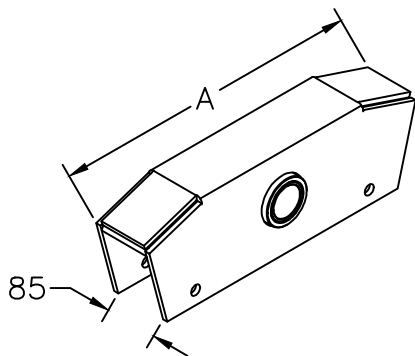


Tensor do Terceiro eixo

Bucha **50.13**
Luva **60.07**

FIXO	REGULÁVEL
61.13 - A = 692mm	60.04 - A = 692mm
	60.57 - A = 560mm
61.49 - A = 800mm	60.83 - A = 800mm
61.28 - A = 750mm	61.26 - A = 750mm
61.29 - A = 650mm	61.27 - A = 650mm
	62.14 - A = 700mm
61.45 - A = 822mm	60.24 - A = 822mm

RODOVIÁRIA

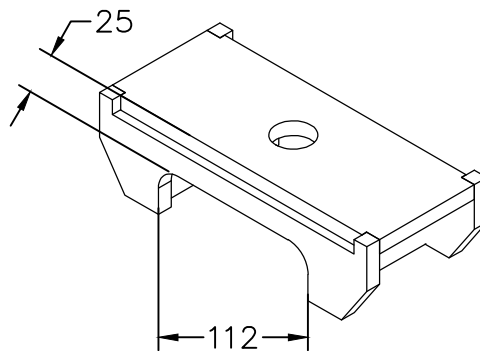


Balança do TE para pino ø50

70.31 A= 510mm

78.09 A= 550mm

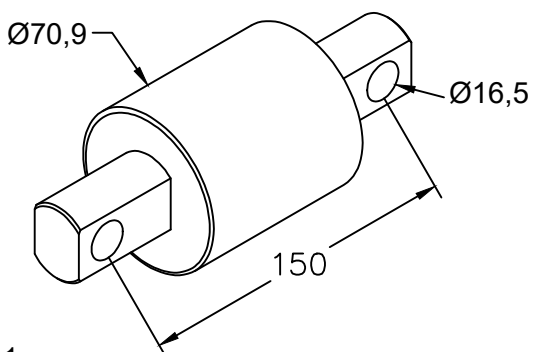
GUERRA



80.79

Sapata superior do TE LS Scania 124

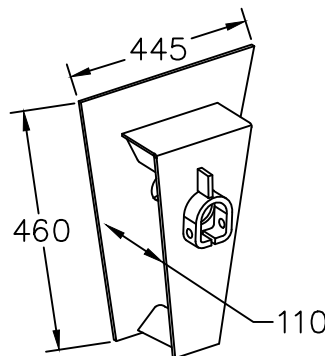
GUERRA



90.11

Bucha molecular NK do tensor

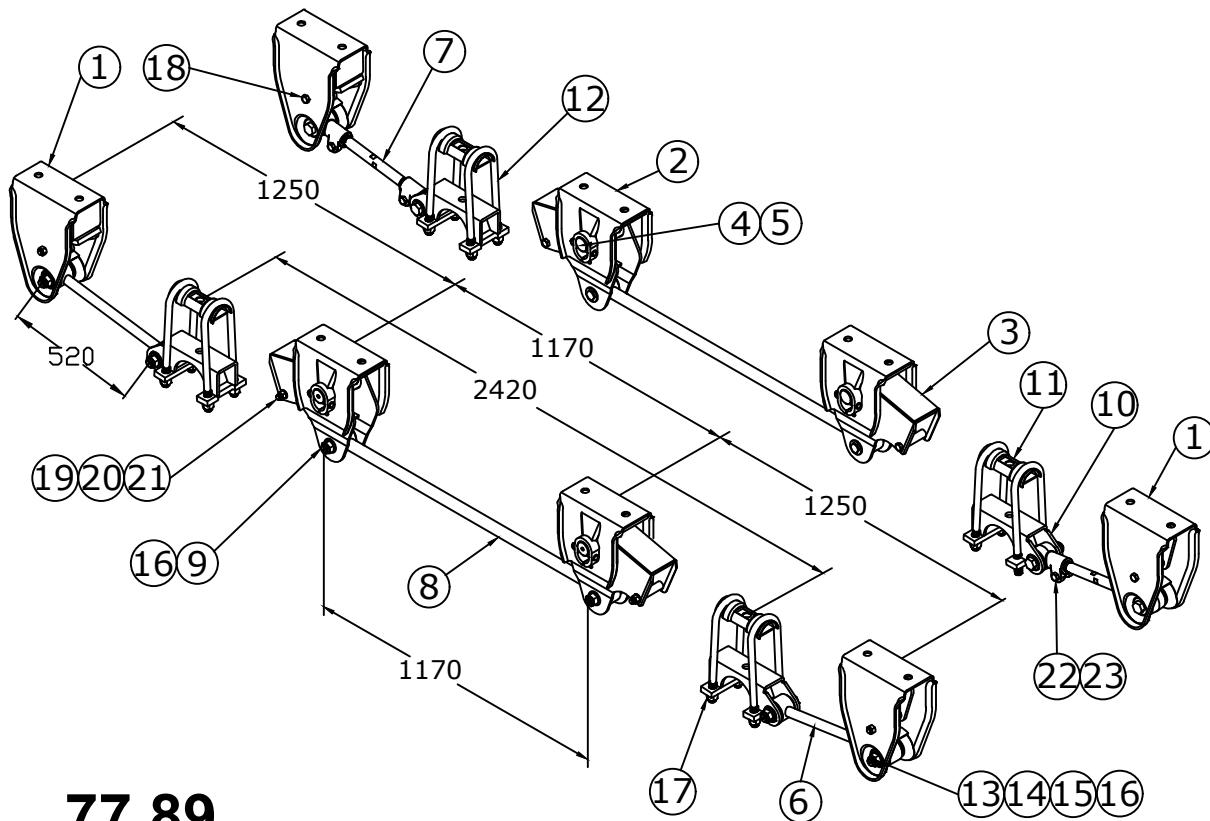
IDEROL



73.92

Suporte central do TE para pino Ø60mm

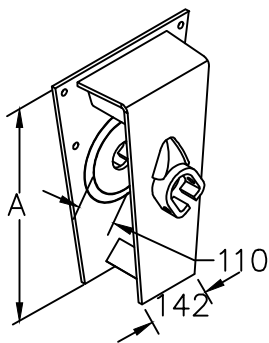
RANDON



77.89

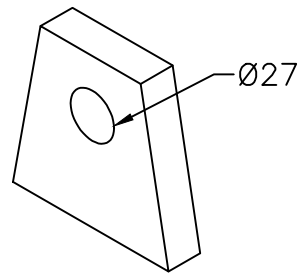
Suspensão 2 Eixos Distanciada c/ Braço do SR

Nº	Qtd.	Código	Denominação
1	04	71.66	Suporte diant./tras. c/ esfrega móvel 80.01
2	04	73.47	Suporte Central Curto
3	04	70.01	Balança Curta (pino tensor Ø30mm)
4	04	40.01	Pino da Balança Ø49.9
5	08	41.18	Contrapino com porca autotrav. 9/16"
6	02	61.60	Tensor fixo c/ 520mm
7	02	61.63	Tensor regulável c/ 520mm c/ luvas fundidas
8	02	63.11	Braço Equalizador c/ 1170mm
9	04	42.16	Pino do tensor leve Ø30x87mm
10	04	80.50	Sapata do SR eixo redondo
11	04	82.72	Separador grampo de mola
12	08		Grampo de mola tipo "C" Ø7/8" x 92 x 360
13	08	90.63	Bucha molecular do tirante 2045.3
14	08	41.16	Pino do tensor M24x125mm
15	12	50.26	Porca do pino do tensor M24
16	12	30.92	Arruela do pino do tensor
17	16	90.13	Porca sext. 7/8" dupla
18	04		Parafuso 5/8" x 6"
19	08		Porca 5/8" autotrav.
20	04		Parafuso 5/8" x 5"
21	04	82.04	Tubo 93mm
22	04		Parafuso M16 x 80 classe 8.8
23	04		Porca M16 autotrav.



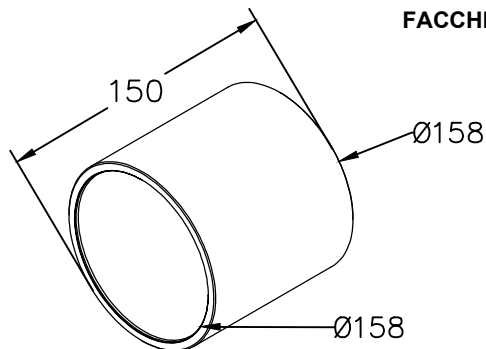
IDEROL

Suporte central maior do TE para pino Ø60mm
74.82 A = 410mm
75.69 A = 496mm



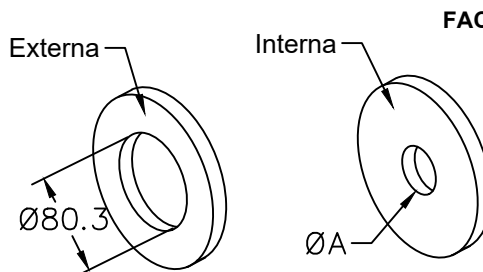
IDEROL

83.64
Mancal interno do pino tensor TE



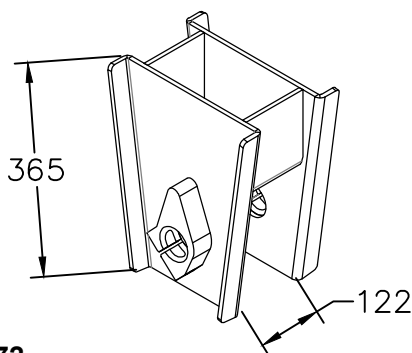
FACCHINI

50.35
Bucha externa p/ mola rígida susp. pneumática



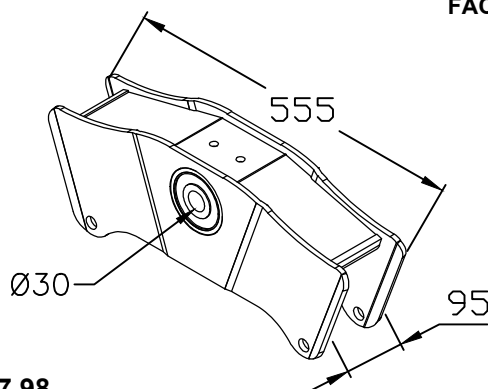
FACCHINI

Arruela da suspensão pneumática 1/2"
30.29 - Interna A = Ø30,3mm
30.30 - Externa
31.49 - Interna A = Ø26,5mm
30.97 - Interna A = Ø25,5mm



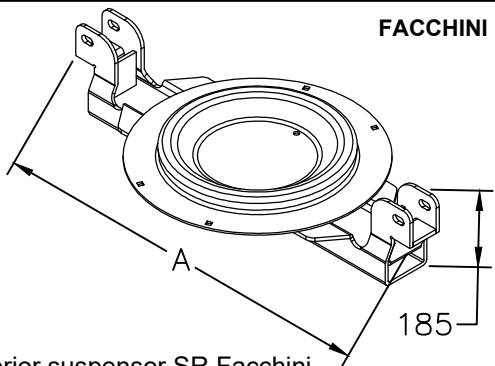
FACCHINI

77.72
Sup. central p/ pino Ø60mm SR carrega tudo



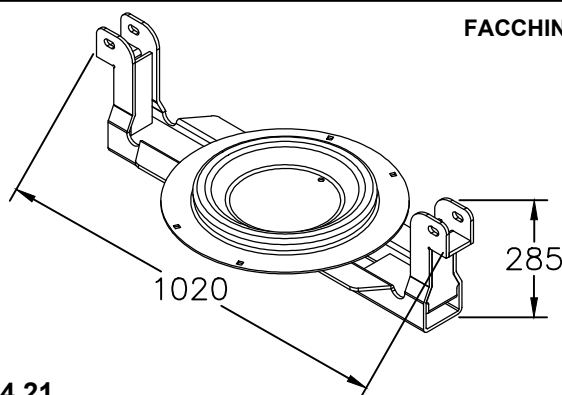
FACCHINI

77.98
Balança bucha molecular SR Facchini 2021



FACCHINI

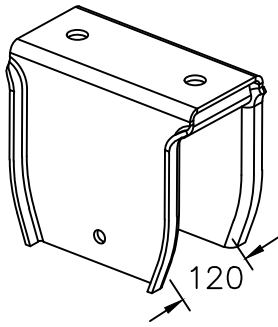
Base inferior suspensor SR Facchini
94.19 - A = 900mm
94.20 - A = 940mm



FACCHINI

94.21
Base inferior suspensor SR Facchini 1020mm

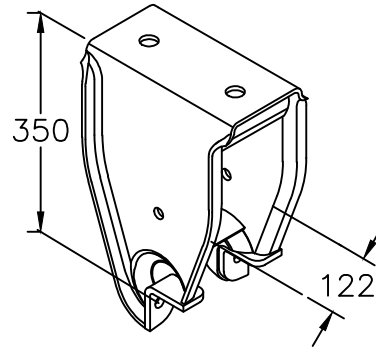
LIBRELATO



77.52

Suporte guia dianteiro da susp. distanciada

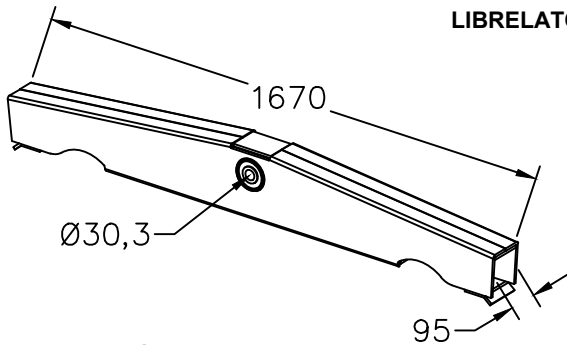
LIBRELATO



77.53

Suporte guia traseiro da susp. distanciada

LIBRELATO

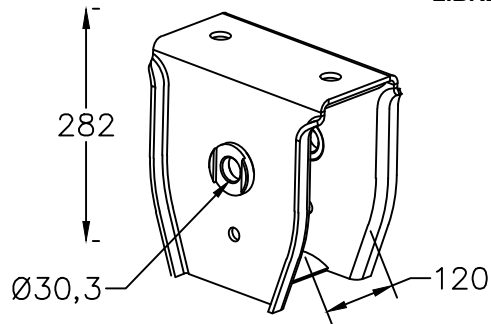


Balança do SR distanciado linha Horizon

77.54 - C/ bucha molecular

77.55 - S/ bucha molecular

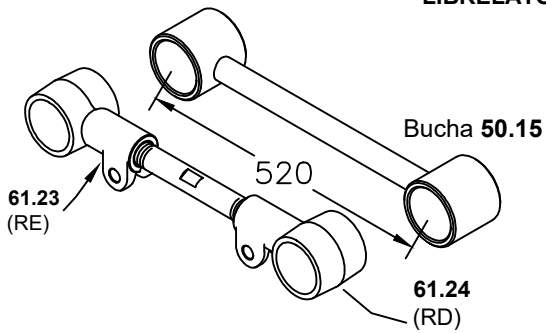
LIBRELATO



77.56

Suporte central da susp. distanciada

LIBRELATO

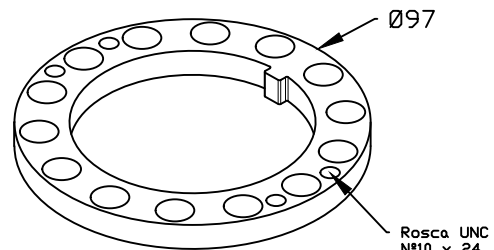


Tensores traseiros do SR distanciado

62.86 - Fixo

61.90 - Regulável

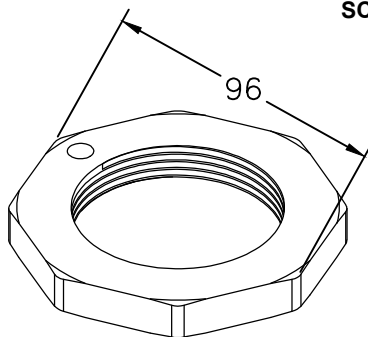
SCHIFFER



31.55

Arruela perfurada p/ porca oitavada 96mm SR Schiffer

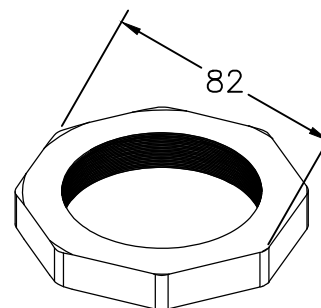
SCHIFFER



51.71

Porca oitavada 96mm - rosca 2.5/8"X16FPP SR

SCHIFFER



51.72

Porca oitavada 82mm - rosca 2.5/8"X16FPP SR

RODO CLARA

77.80
Kit Suporte Central Ø60x190 SR

RODO CLARA

Suporte dianteiro 1/2" do TE LS
77.85 - LD
77.86 - LE

MORUMBI

51.64
Bucha cementada Ø60,2xØ75x60

MORUMBI

51.65
Bucha cementada Ø60,2xØ89x70

MORUMBI

51.66
Bucha cementada Ø60,2xØ80x70

MORUMBI

51.67
Bucha cementada Ø80,2xØ124x165

MORUMBI

51.68
Bucha cementada Ø51xØ60x150

MORUMBI

Conjunto de buchas
50.78 - A = 81mm
51.21 - A = 110mm
51.69 - A = 65mm

MORUMBI

Tensor regulável do SR carrega tudo
60.93 - A = 490mm
61.04 - A = 575mm
61.05 - A = 280mm

MORUMBI

Tensor do SR carrega tudo
60.95 - Fixo
60.94 - Regulável

Buchas 50.11

MORUMBI

73.24
 Balança do SR carrega tudo p/ pino Ø50mm

MORUMBI

74.55
 Suporte dianteiro inclinado carrega tudo morumbi

MORUMBI

Suporte traseiro do SR carrega tudo morumbi
 c/ esfrega móvel
73.62 - LD
73.63 - LE

MORUMBI

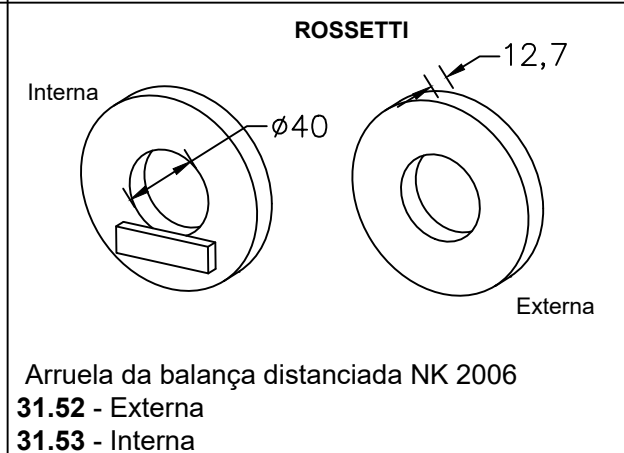
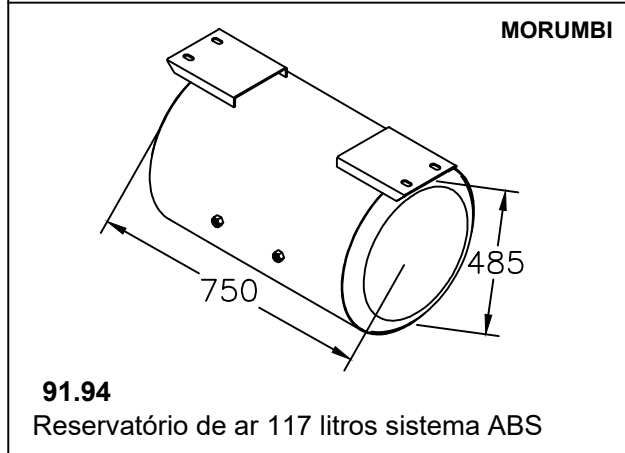
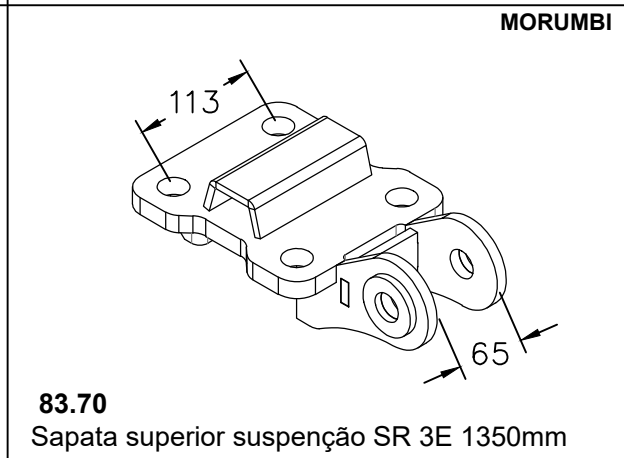
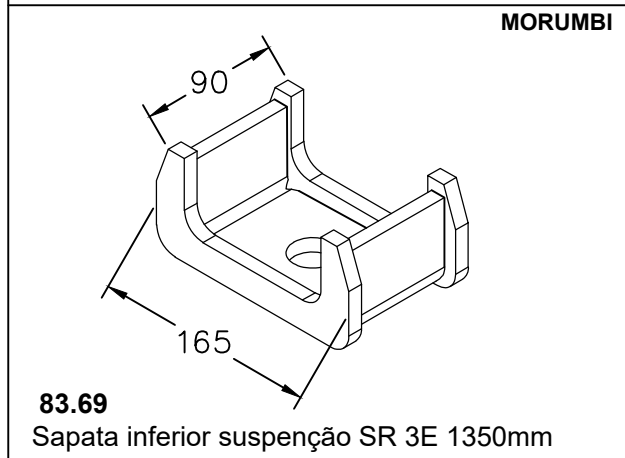
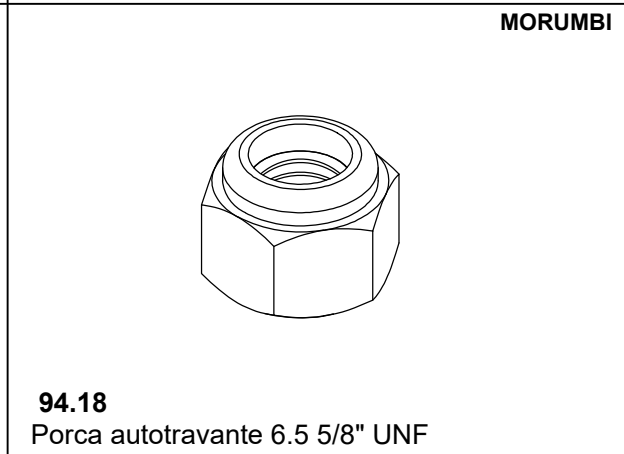
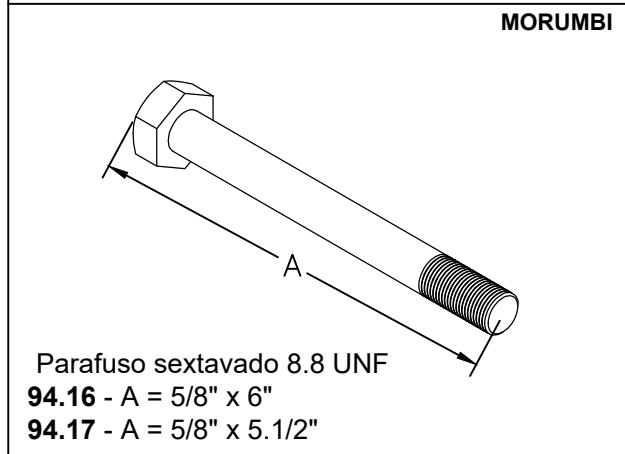
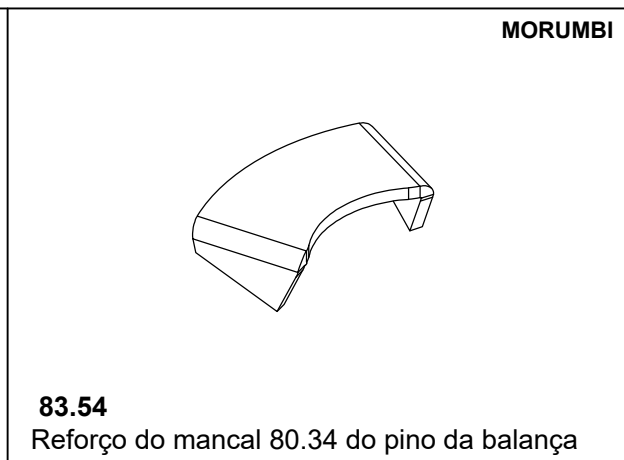
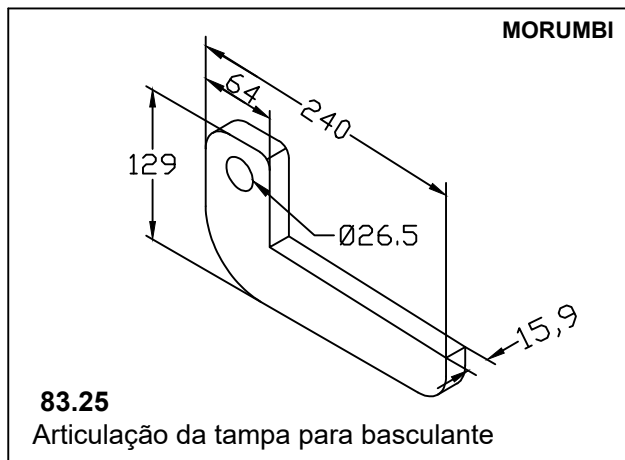
73.64
 Suporte central do SR carrega tudo morumbi
 p/ pino 50mm

MORUMBI

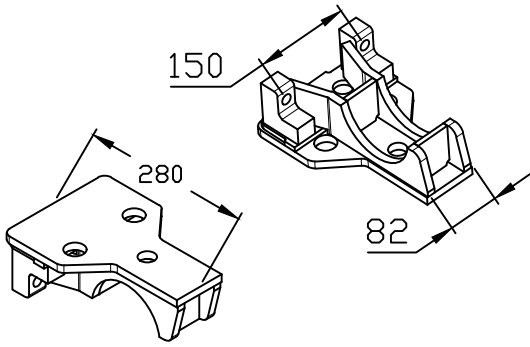
81.96
 Sapata inferior p/ grampo 140mm carrega tudo

MORUMBI

82.61
 Mancal do pino da basculante

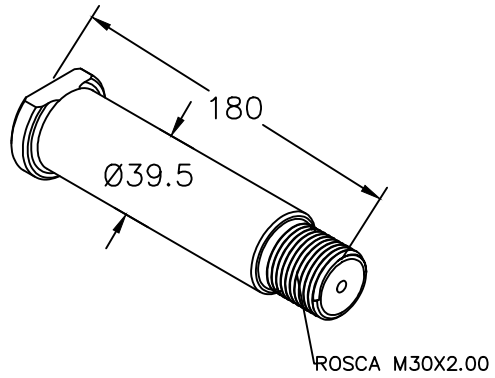


ROSSETTI



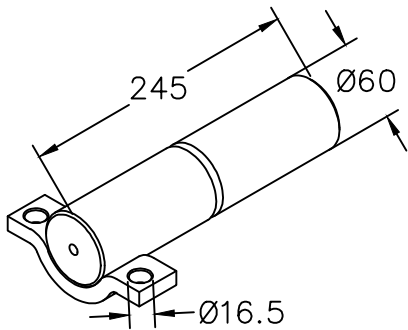
83.92

Sapata superior antigo do SR Rosseti



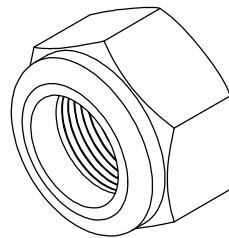
40.73

Pino do equalizador c/ 1170mm (M30x170mm)



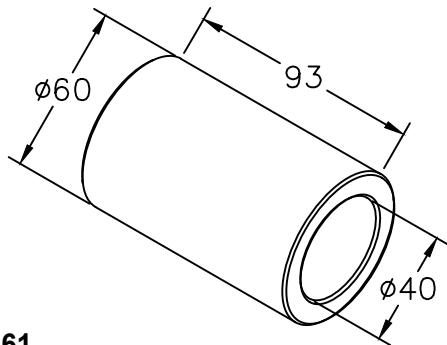
41.88

Pino da balança SR distanciada 2 eixos



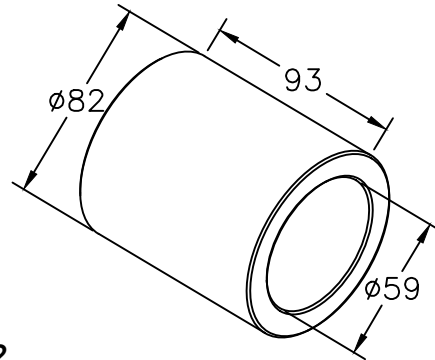
50.30

Porca do pino do tensor M30



51.61

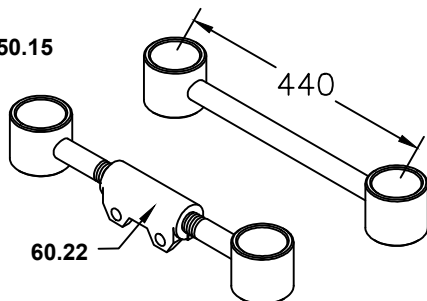
Bucha interna do equalizador de 1.170mm SR vanderléia



51.62

Bucha externa do equalizador de 1.170mm SR vanderléia

Bucha 50.15

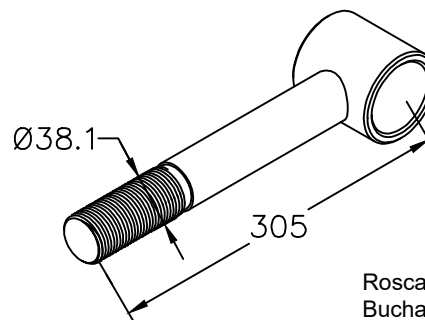


60.22

Tensor para bucha molecular do SR

60.35 - Regulável

60.36 - Fixo

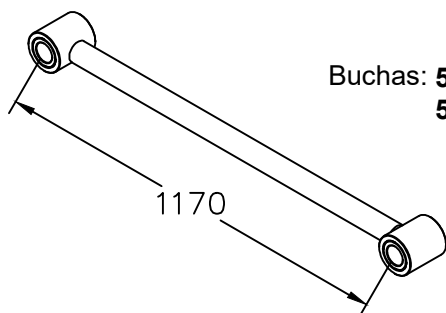


61.02

Ponteira do tensor Nakata RD

Rosca 8 Fpp
Bucha 50.15

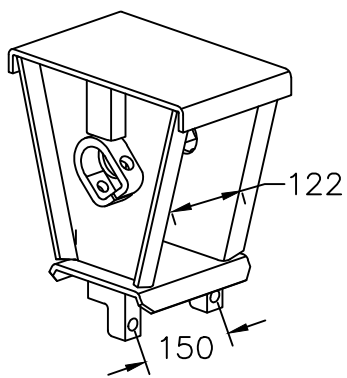
ROSSETTI



Buchas: 51.61
51.62

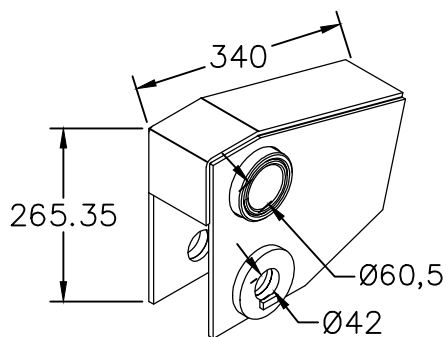
62.69

Equalizador c/ 1170mm SR
suspensão distanciada 2 eixos



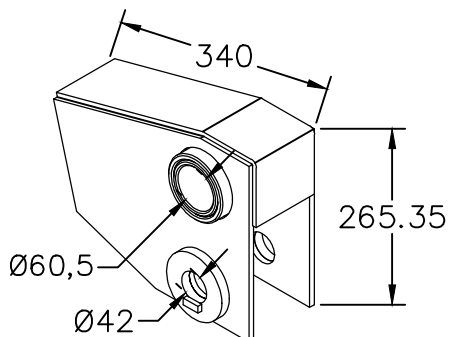
74.74

Suporte central do SR p/ pino 50mm



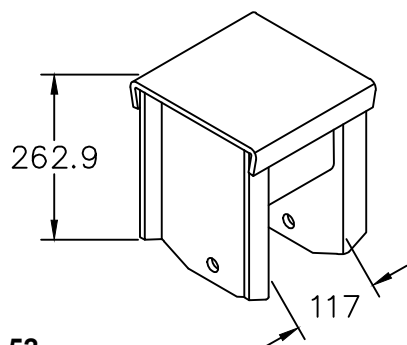
76.49

Balança LE pino Ø60mm SR distanciada 2 eixos



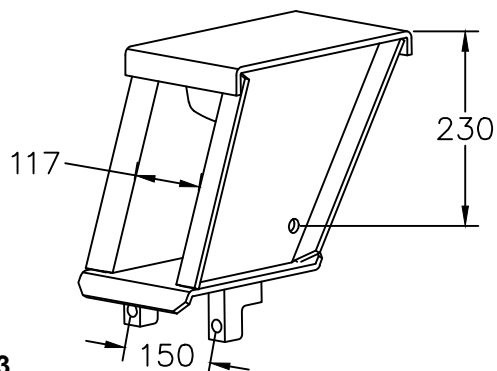
76.50

Balança LD pino Ø60mm SR distanciada 2 eixos



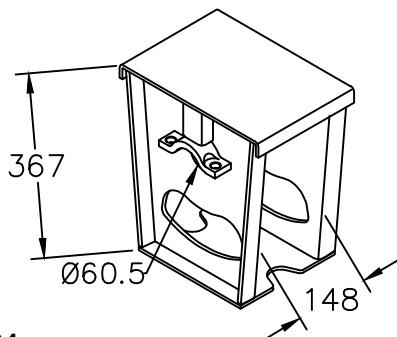
76.52

Suporte traseiro do SR



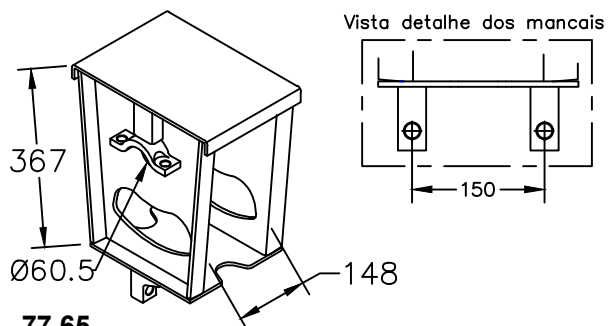
76.53

Suporte dianteiro do SR



77.64

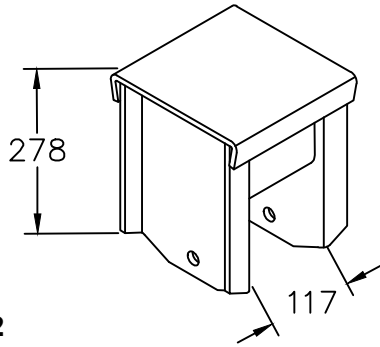
Suporte central dianteiro s/ mancal NK SR
distanciada 2 eixos



77.65

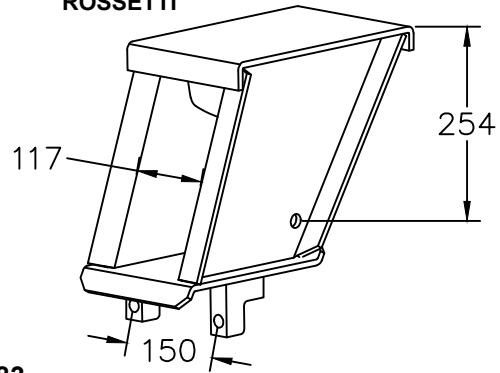
Suporte central traseiro c/ mancal NK SR
distanciada 2 eixos

ROSSETTI



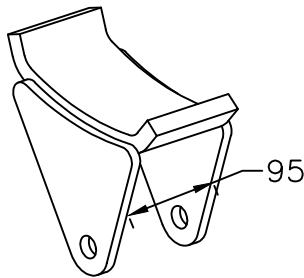
77.82
Suporte traseiro SR distanciado 2 eixos

ROSSETTI



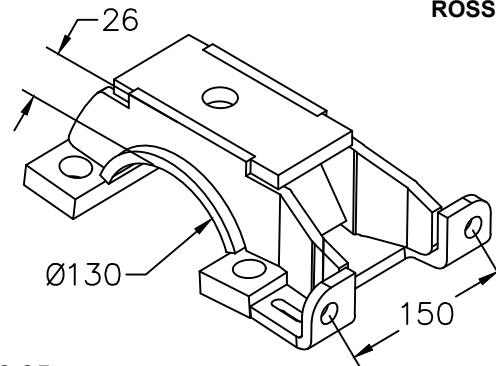
77.83
Suporte dianteiro SR distanciado 2 eixos

ROSSETTI



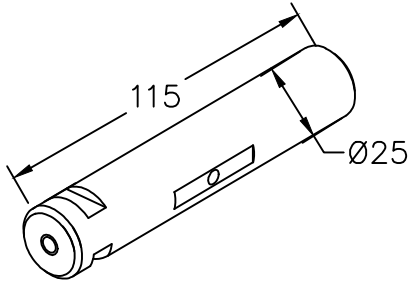
81.13
Deslizante da esfrega do suporte tras/diant do SR

ROSSETTI



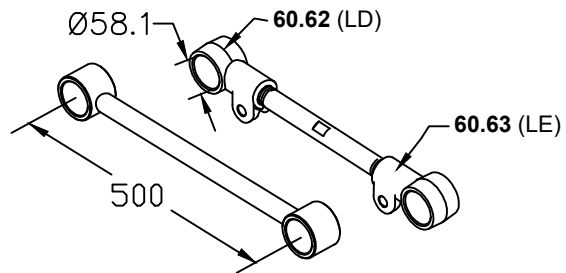
83.35
Sapata superior do SR p/ eixo redondo

MERCEDES-BENZ



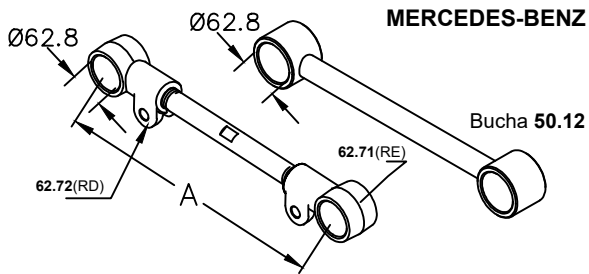
Pino do olhal da mola dianteira MB 1111
42.61 - cementado
42.62 - comum

MERCEDES-BENZ



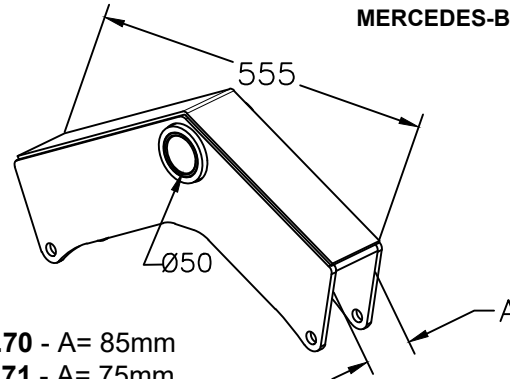
Tensor do TE MB 1944
63.06 - Regulável
63.05 - Fixo

MERCEDES-BENZ



Tensor do TE MB ATEGO 3030

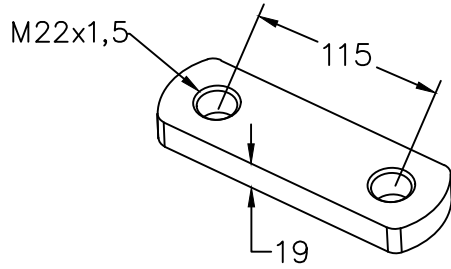
MERCEDES-BENZ



77.70 - A= 85mm
77.71 - A= 75mm
Balança Super Asa Delta Atego

Medida A	Regulável	Fixo
420mm	63.08 -dianteiro	63.07 -dianteiro
440mm	63.10 -traseiro	63.09 -traseiro

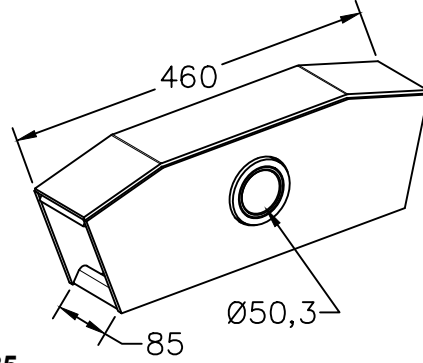
MERCEDES-BENZ



74.75

Jumelo de mola dianteiro parte traseira do MB Atego

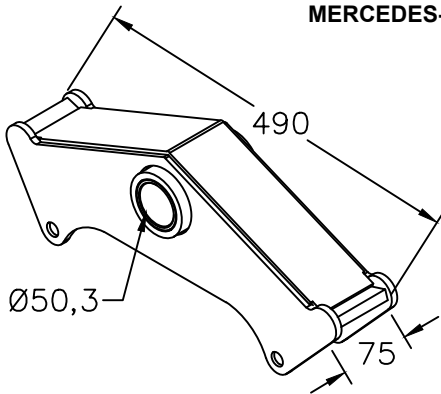
MERCEDES-BENZ



74.85

Balança pino Ø50x460mm TE MB Accelo

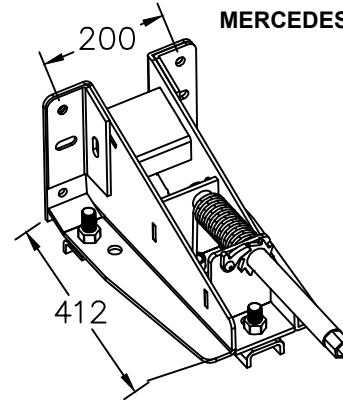
MERCEDES-BENZ



77.48

Balança Ø50mm mola 70mm MB Accelo 1316

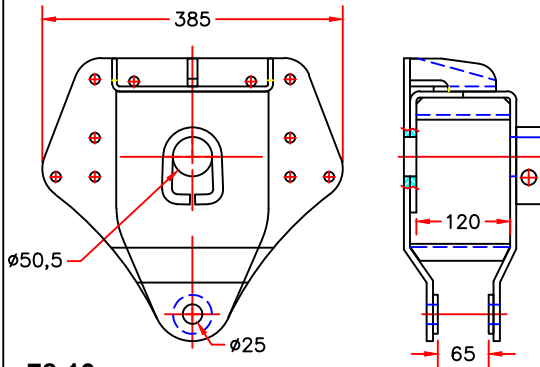
MERCEDES-BENZ



73.69

Porta estepe roda disco para MB Atego

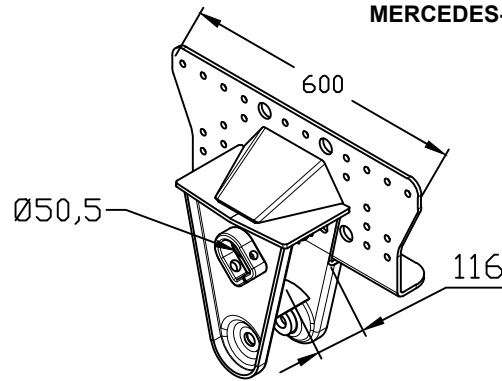
MERCEDES-BENZ



78.10

Suporte central TE 3/4" Suspensys MB Accelo 1016

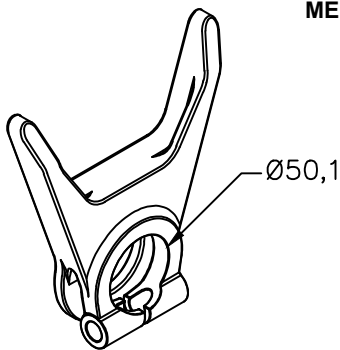
MERCEDES-BENZ



78.13

Suporte central TE Suspensys MB Atego 2425

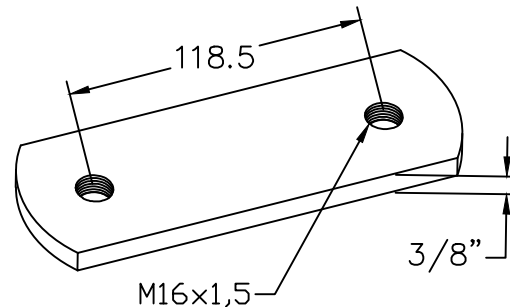
MERCEDES-BENZ



81.52

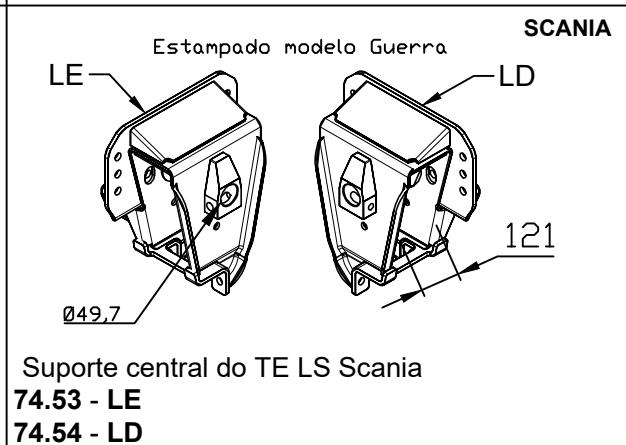
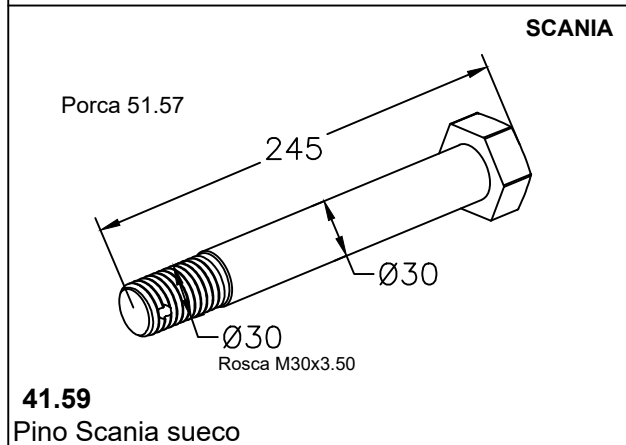
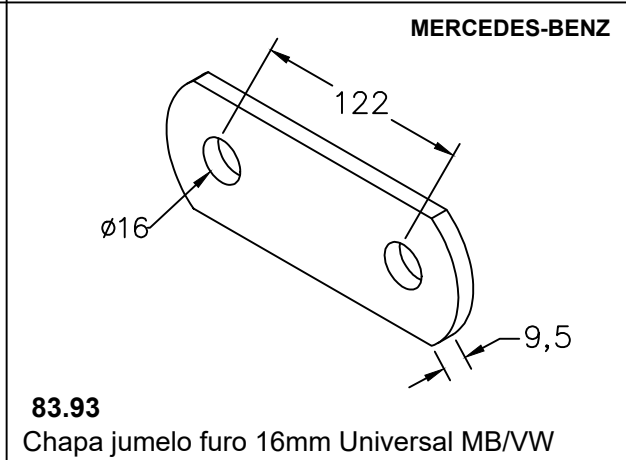
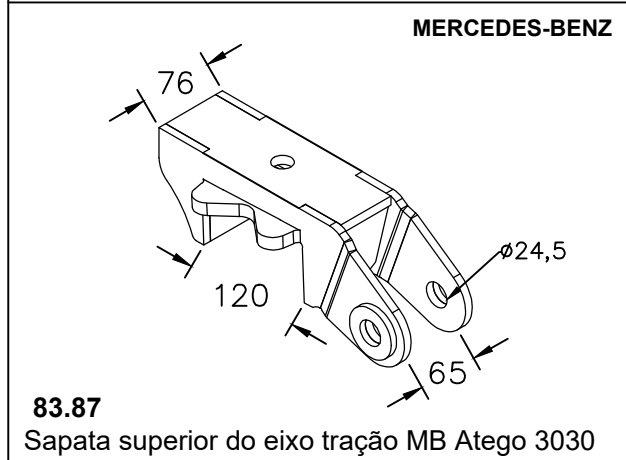
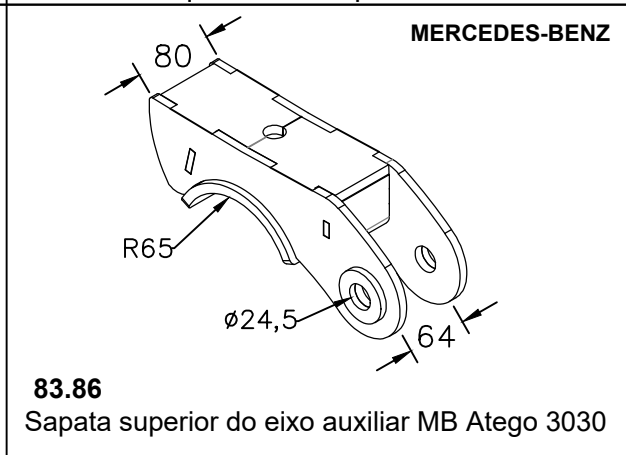
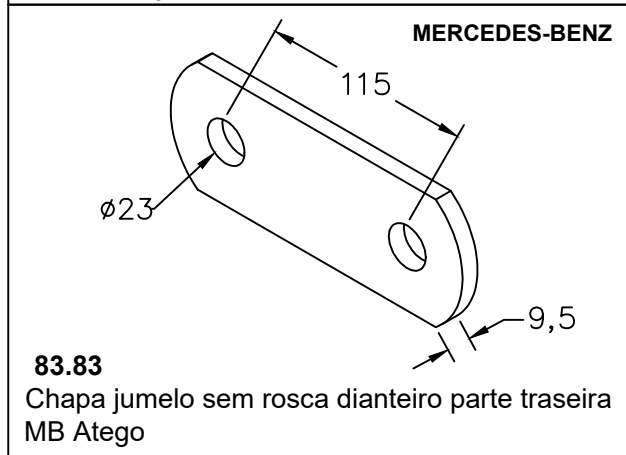
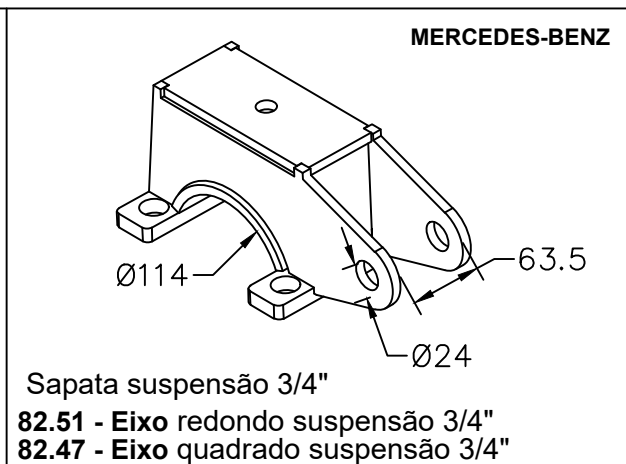
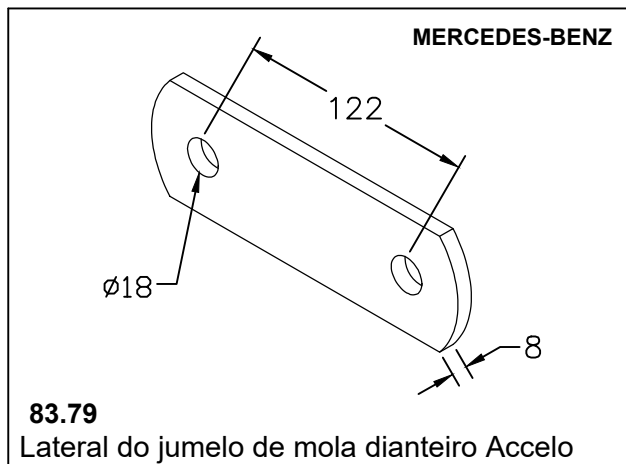
Mancal externo do suporte central Atego KLL 2425

MERCEDES-BENZ



83.43

Lateral do jumelo de mola Accelo



SCANIA

Suporte dianteiro c/ parafuso paralama TE
LS Suspensys
77.99 - LD
78.00 - LE

SCANIA

Suporte Traseiro c/ parafuso paralama TE
LS Suspensys
78.01 - LD
78.02 - LE

SCANIA

83.66
Mancal para rebaixar a dianteira do scania

VOLKS/FORD

Tensor da suspensão TE fundida Cargo/Constellation
60.42 - Fixo
60.43 - Regulável

VOLKS/FORD

Tensor com luvas fundidas
60.44 Fixo - A = 550mm
60.45 Regulável - A = 550mm
62.97 Regulável - A = 420mm

VOLKS/FORD

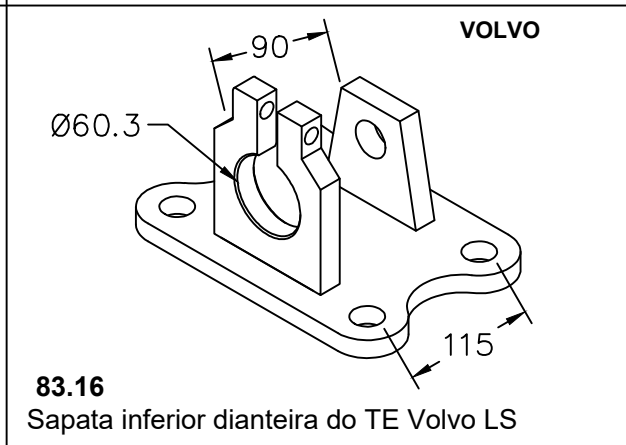
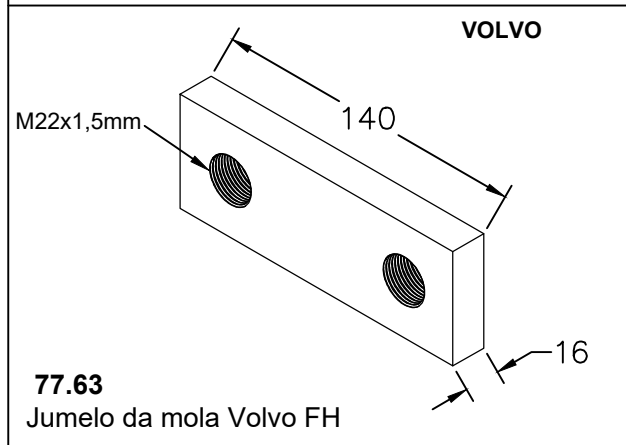
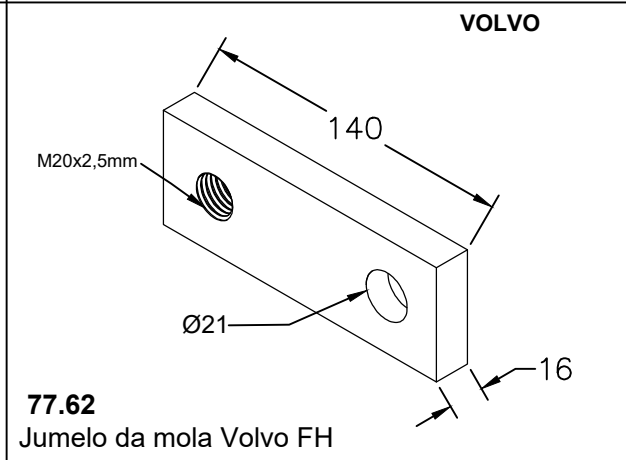
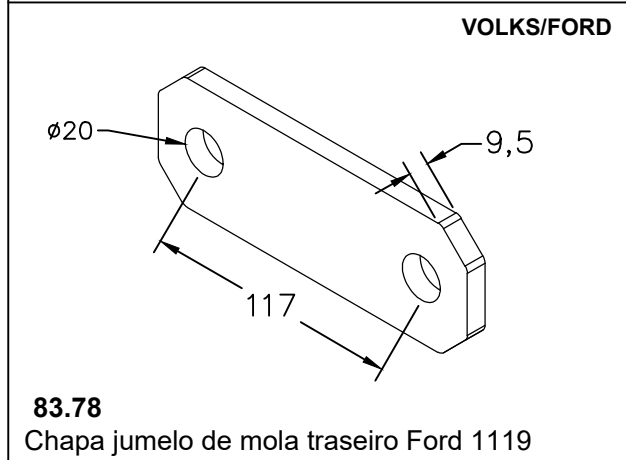
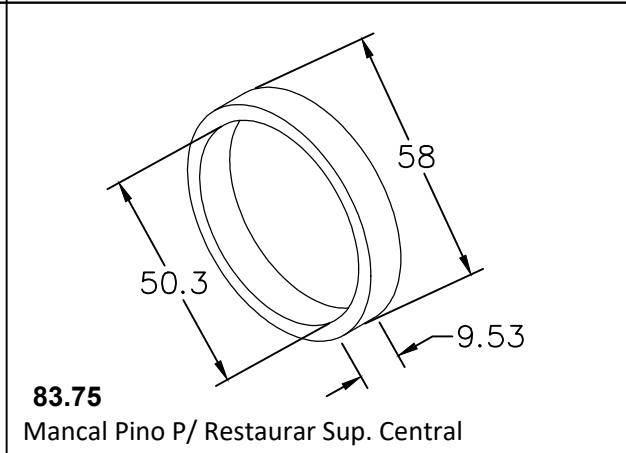
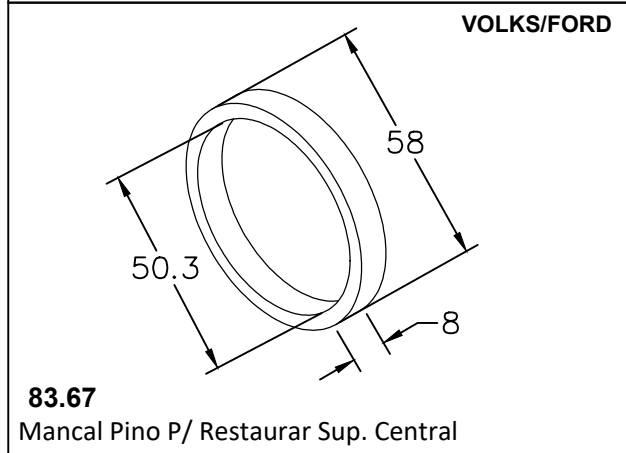
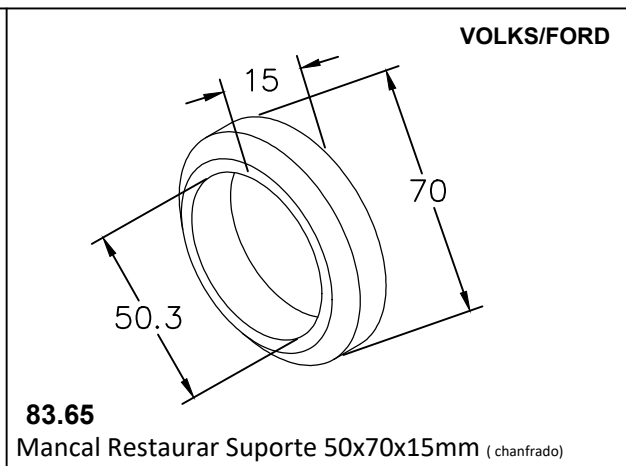
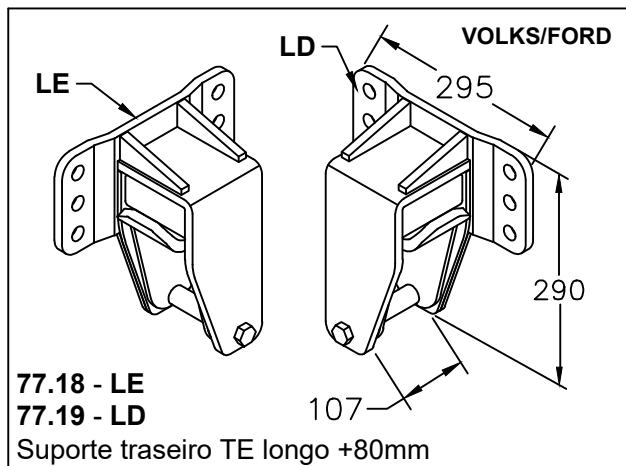
Tensor da suspensão TE luvas fundidas
61.21 - Regulável

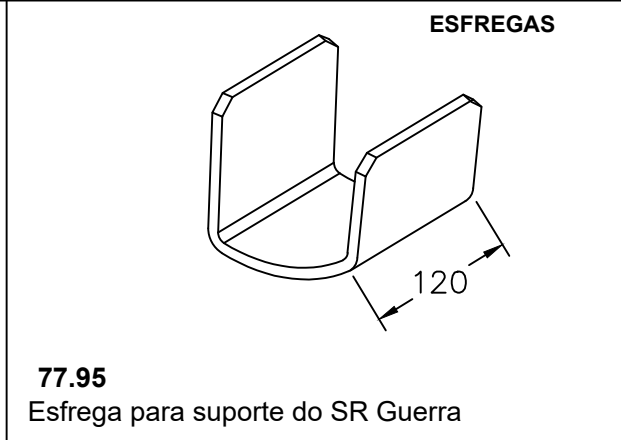
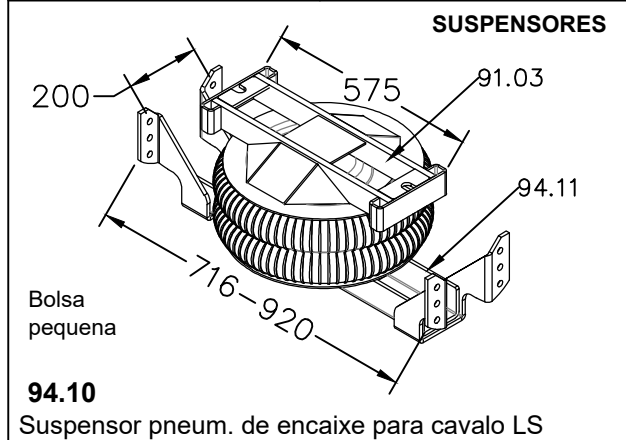
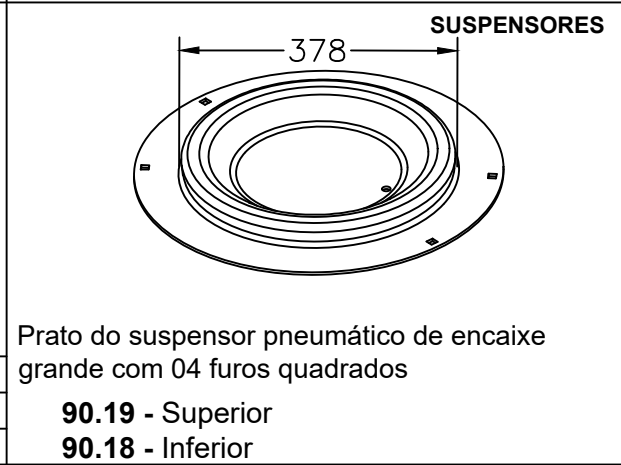
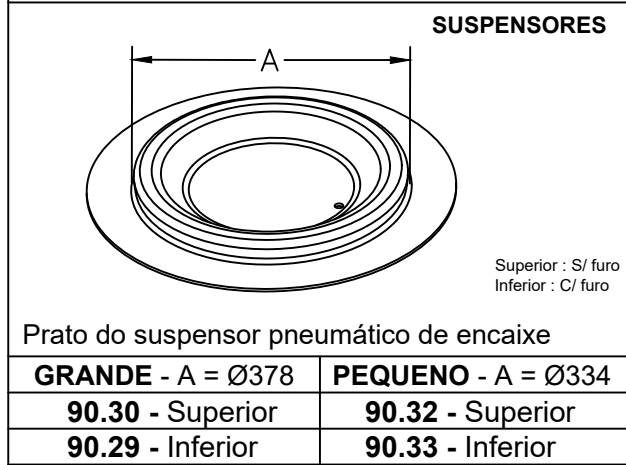
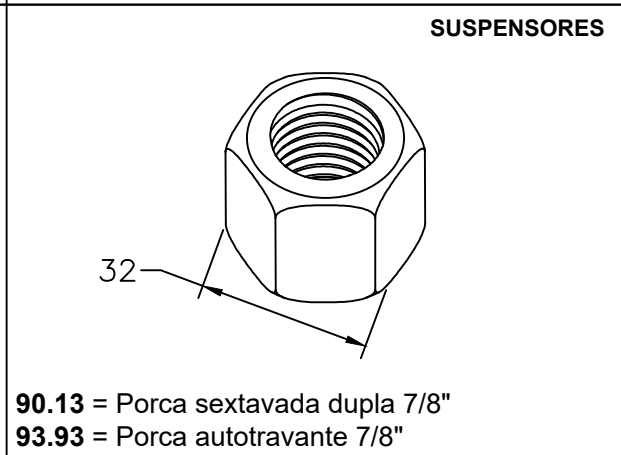
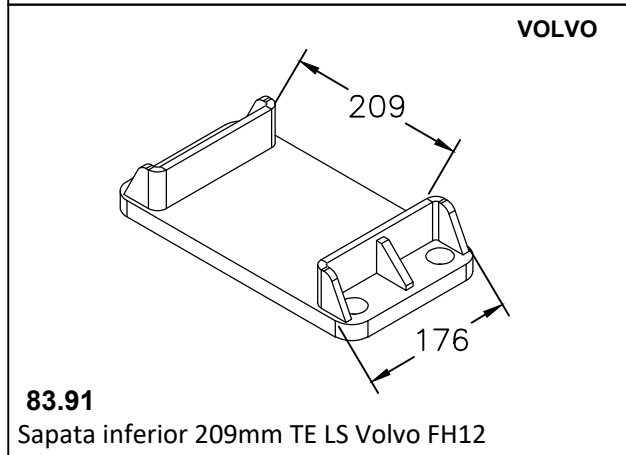
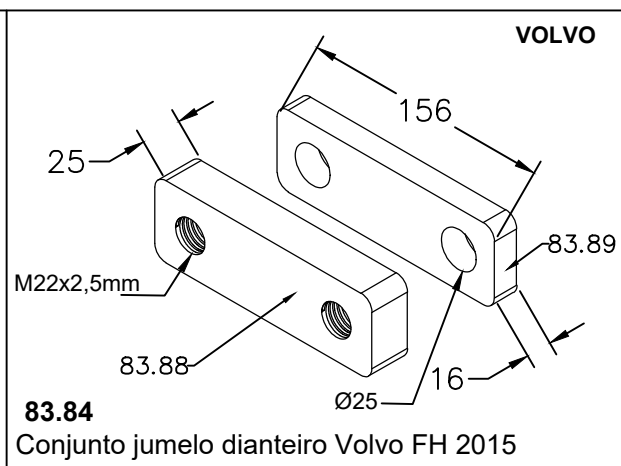
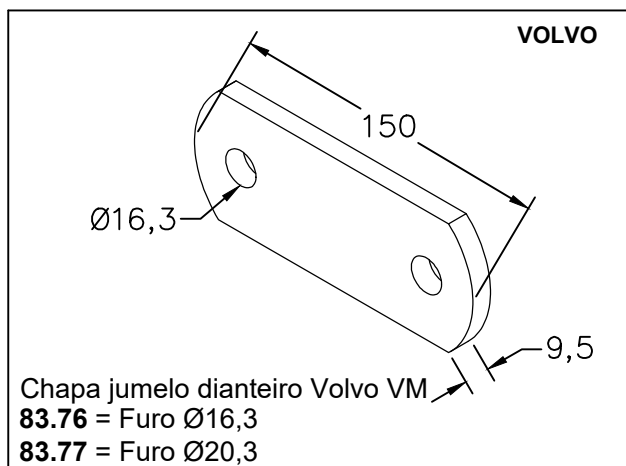
VOLKS/FORD

77.42
Balança TE suspensão fundida 6x2 Constel
24250/Cargo 2428 (Bucha mais para cima)

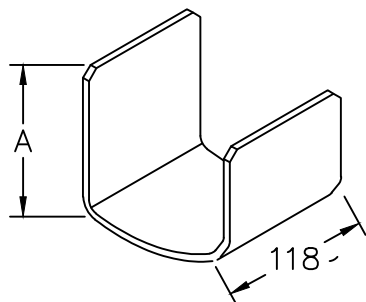
VOLKS/FORD

75.30
Balança TE suspensão fundida 6x2 Constel
24250/Cargo 2428

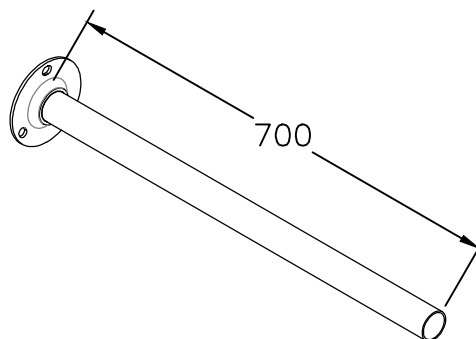




ESFREGAS

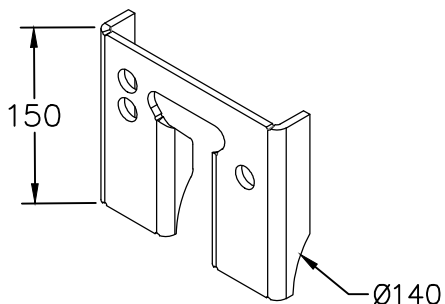


Esfrega para suporte do SR Facchini
77.96 - A = 136mm Traseiro
77.97 - A = 155mm Dianteiro



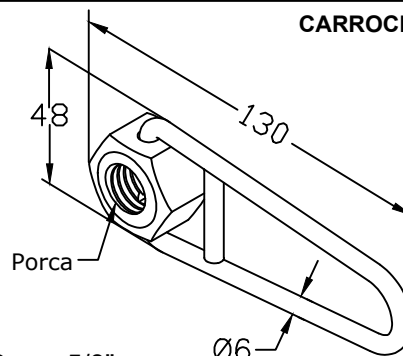
25.47
 Suporte do paralama de plástico NOMA

FREIOS




91.60
 Suporte da cuíca do freio master

CARROCERIAS



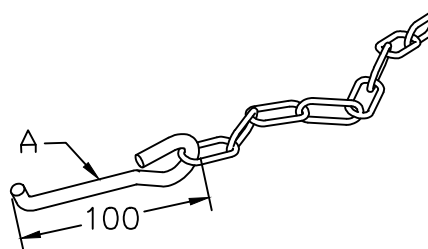
22.34 = Porca 5/8" UNC
22.35 = Porca 3/4" UNC
 Fixador da tampa da carroceria do SR

CARROCERIAS



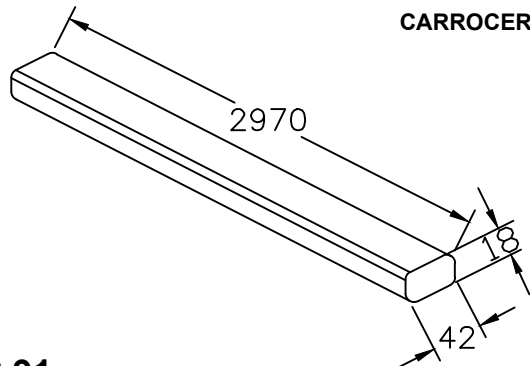
Pino para trava tampa reto da carroceria(Zincado)
22.99 - A = Ø1/4"
25.61 - A = Ø5/16"
21.39 - A = Ø7mm

CARROCERIAS



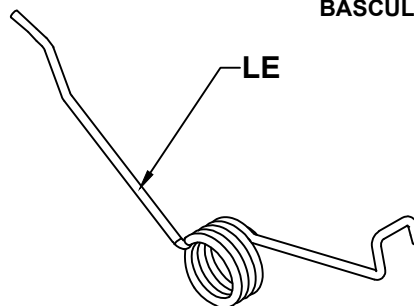
Pino para trava tampa curvo da carroceria(Zincado)
24.84 - A = Ø1/4"
24.85 - A = Ø5/16"
21.43 - A = Ø7mm

CARROCERIAS

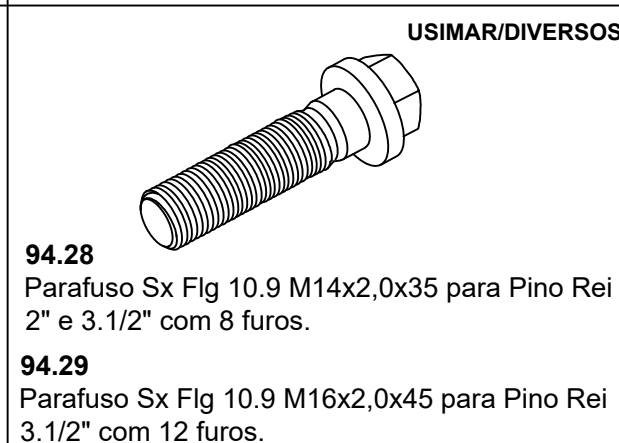
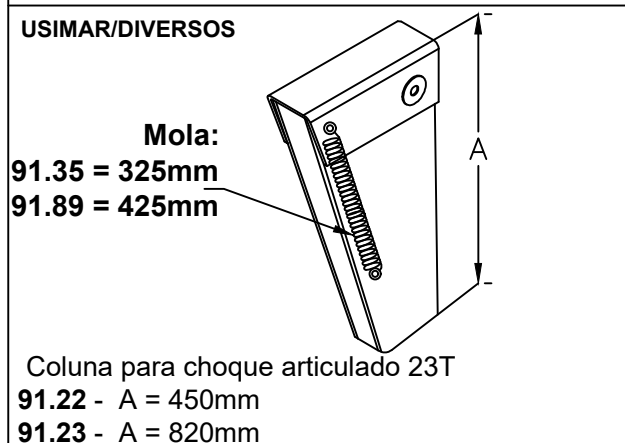
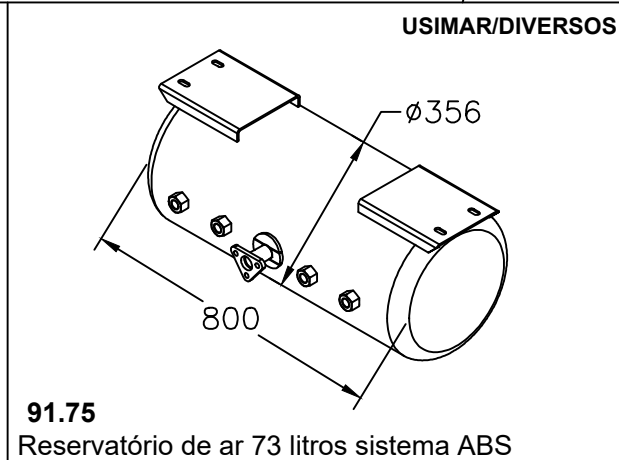
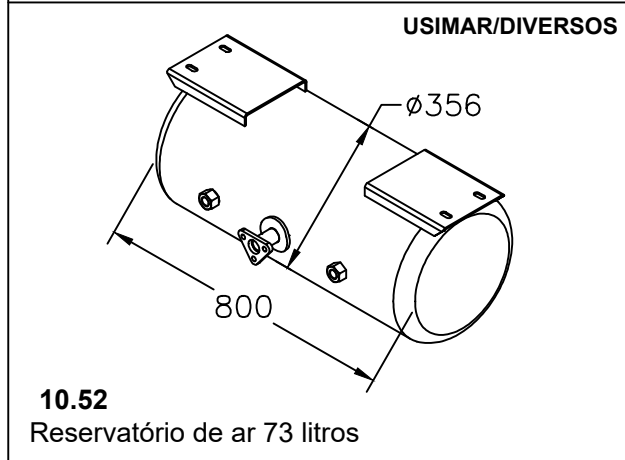
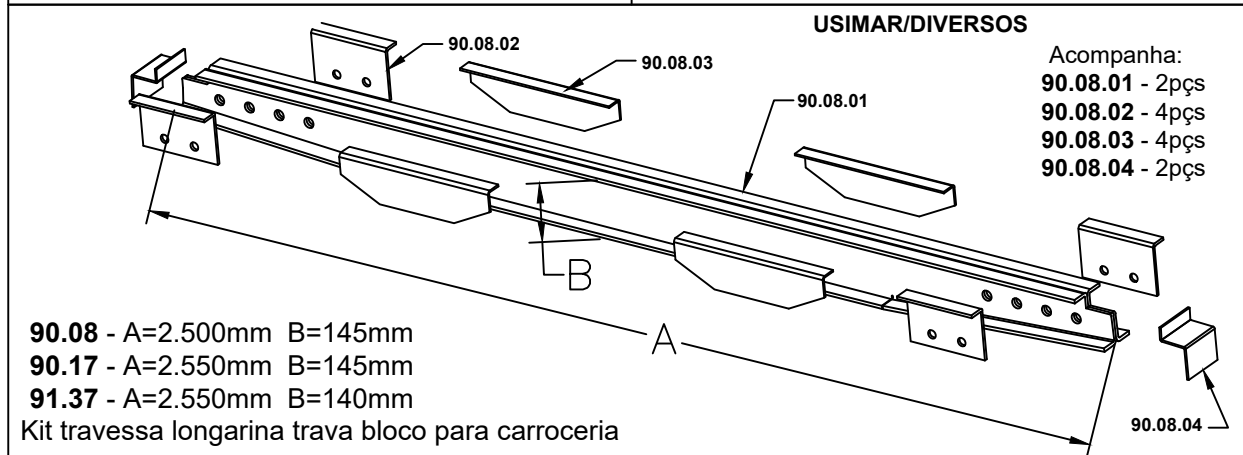
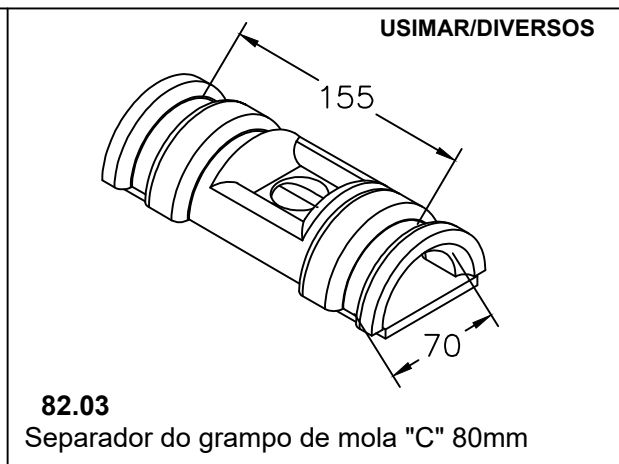
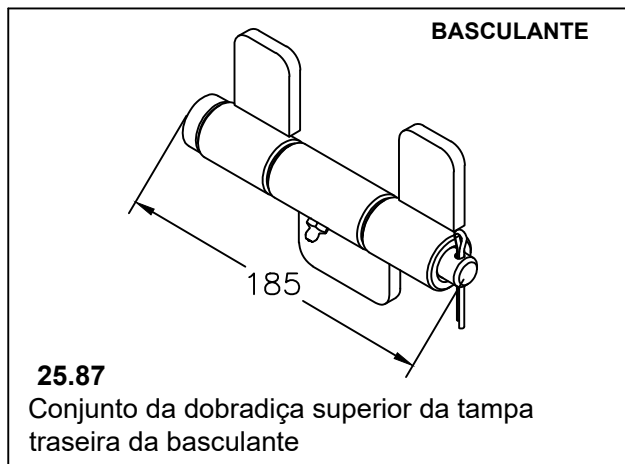


22.91
 Tira fina alumínio SR

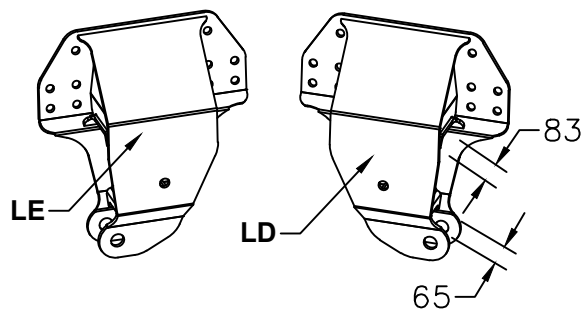
BASCULANTE



Mola da trava da tranca
91.44 - LD
91.45 - LE

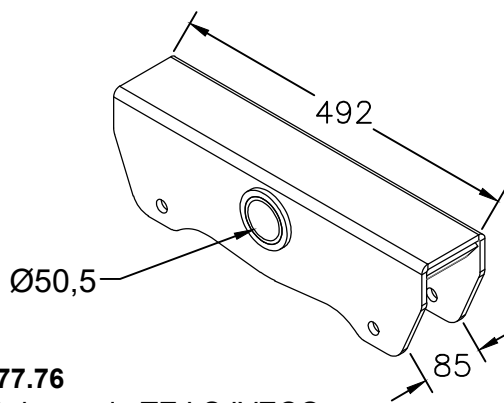


IVECO

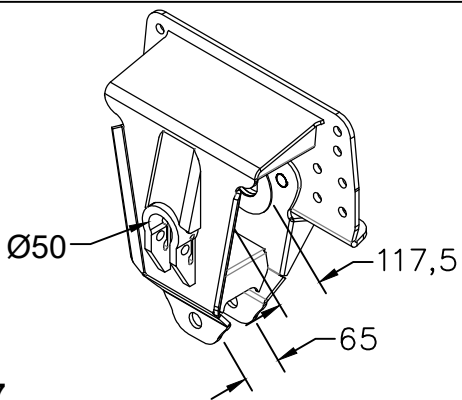


Suporte dianteiro do TE IVECO/KLL

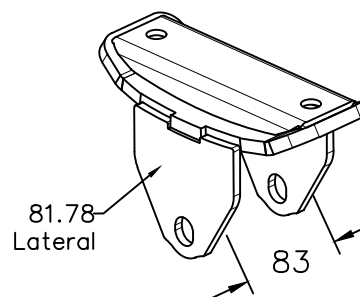
77.66 - LD C/ deslizante 77.68 - LD S/ deslizante
 77.67 - LE C/ deslizante 77.69 - LE S/ deslizante



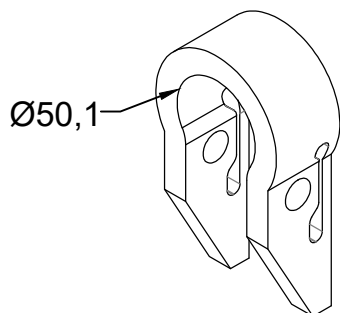
77.76
 Balança do TE LS IVECO



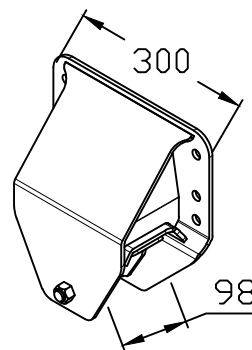
77.77
 Suporte Central do TE LS IVECO



81.39
 Esfrega móvel do TE IVECO

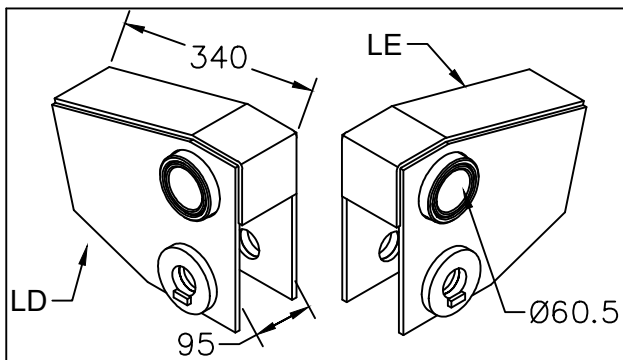


83.85
 Mancal do pino suporte central TE LS IVECO



78.14
 Suporte traseiro c/ deslizante TE Iveco/KLL

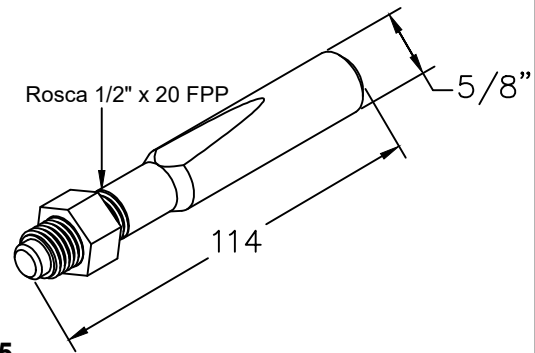
JOLIVAN (INTERNO)



Balança distanciada NK 2006

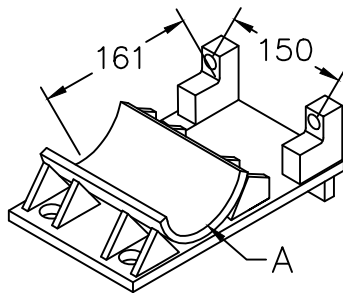
76.49 - LE

76.50 - LD



42.15

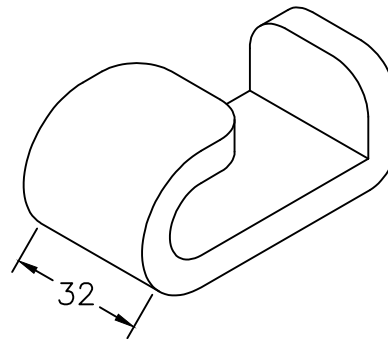
Pino cônico do mancal da balança do TE Jolivan



Sapata do SR c/ mancal

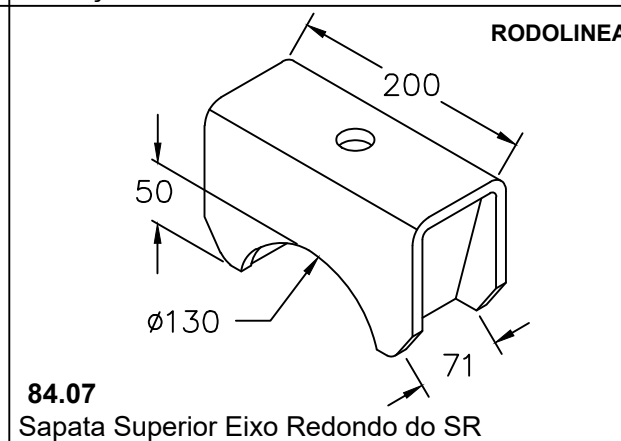
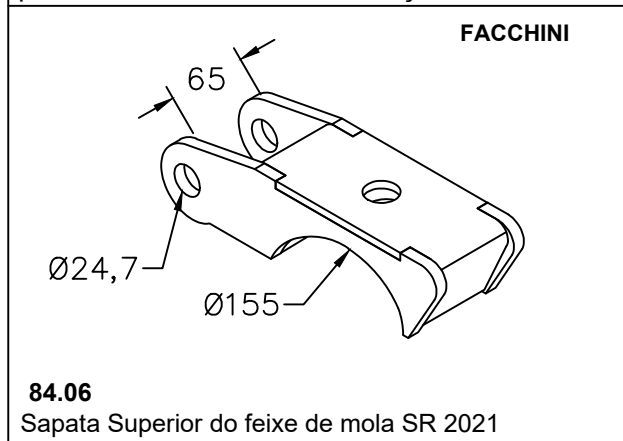
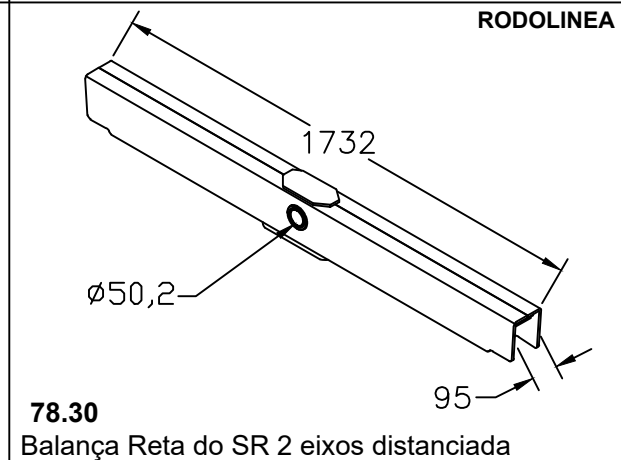
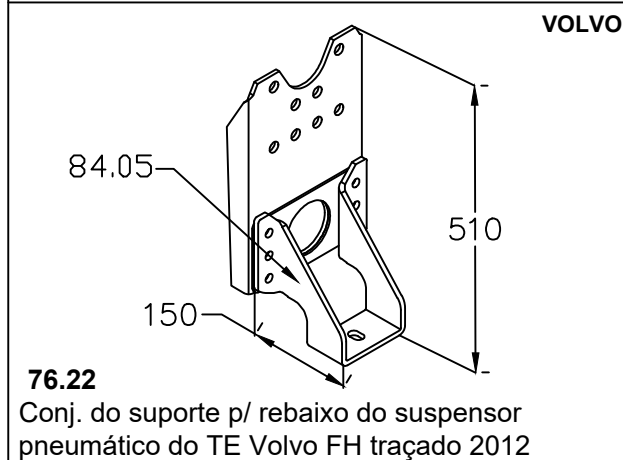
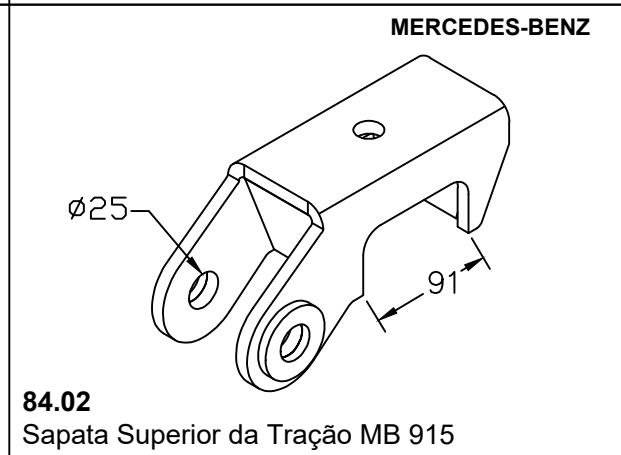
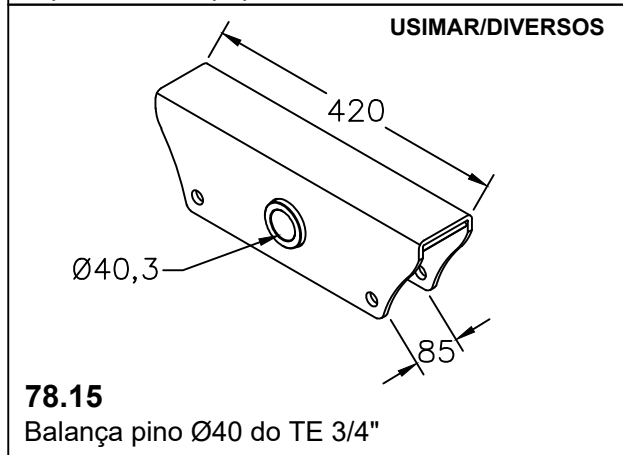
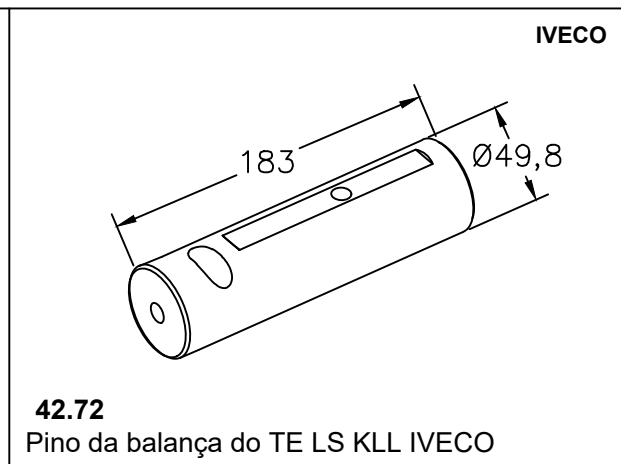
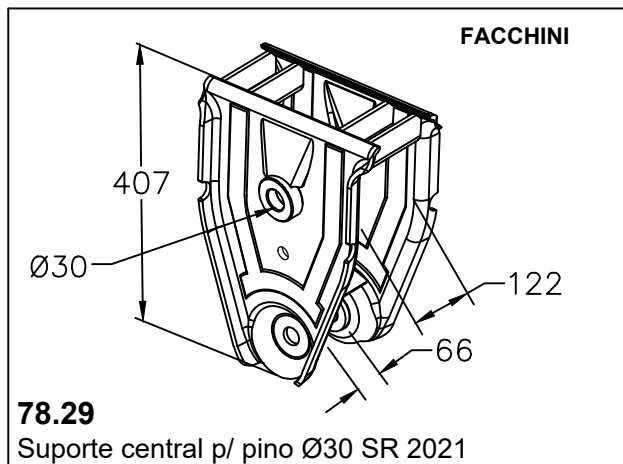
83.30 - P/ eixo de Ø130

83.31 - P/ eixo de Ø138



24.96

Engate "G" 1/4" da tampa do SR



RODOVIÁRIA

Bucha interna para balança
50.01 - A = 118mm B = Ø60,3
50.25 - A = 130mm B = Ø60,3
51.36 - A = 119mm B = Ø61
51.38 - A = 118mm B = Ø60

GUERRA

Balança c/ 600mm TE LS
70.47 ØA= 50mm (MB 1934)
70.97 ØA= 60mm

VOLKSWAGEN/FORD

Balança TE suspensão fundida
 6x2 Constel 24250/Cargo 2428
70.91 - Em 5/16"
70.98 - Em 3/8"

VOLKSWAGEN/FORD

Bucha Int.
 51.73
75.30
 Balança TE suspensão fundida 6x2 Constel
 24250/Cargo 2428

USIMAR /DIVERSOS

Diâmetro centro
 roda 295mm
78.31
 Chapa fixação estepe para roda disco
 295mm

FACCHINI

74.18
 Suporte dianteiro do SR para bucha cônica

GUERRA

Sapata superior traseira do TE LS
80.78 - Eixo quadrado A= 112mm
80.80 - Eixo redondo A= Ø130mm
83.90 - Eixo retangular A= 120mm

GUERRA

62.83
 Tensor fixo do SR

GUERRA

Bucha interna da balança do TE LS
50.02 - A = 45mm B = Ø60mm
50.06 - A = 56mm B = Ø62,4mm
50.07 - A = 45mm B = Ø59mm
50.08 - A = 110mm B = Ø59mm

GUERRA

Dobradiça superior do SR
25.40 A= 600 Tampa 700mm
25.43 A= 900 Tampa 1.000mm

RODOVIÁRIA

Sapata inferior do TE
81.89 - A = 114mm
84.09 - A = 112mm

RODOVIÁRIA

84.10
 Sapata inferior do TE

RODOVIÁRIA

Bucha **50.13**
 Luva **60.07**

Tensor do Terceiro eixo

FIXO	REGULÁVEL
61.13 - A = 692mm	60.04 - A = 692mm
	60.57 - A = 560mm
61.49 - A = 800mm	60.83 - A = 800mm
61.28 - A = 750mm	61.26 - A = 750mm
61.29 - A = 650mm	61.27 - A = 650mm
	62.14 - A = 700mm
61.45 - A = 822mm	60.24 - A = 822mm

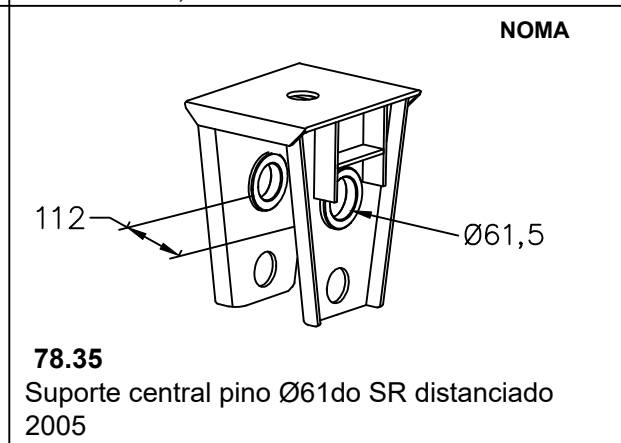
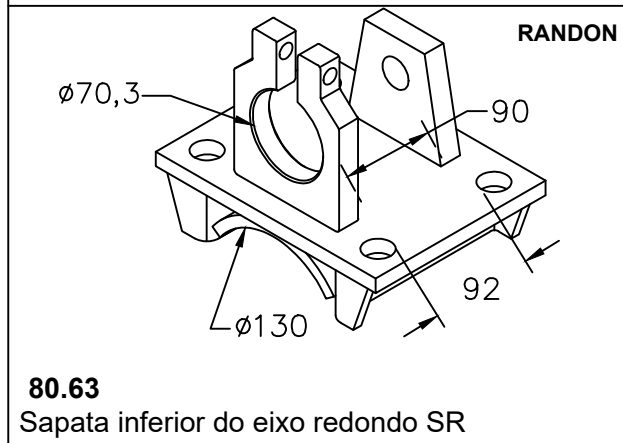
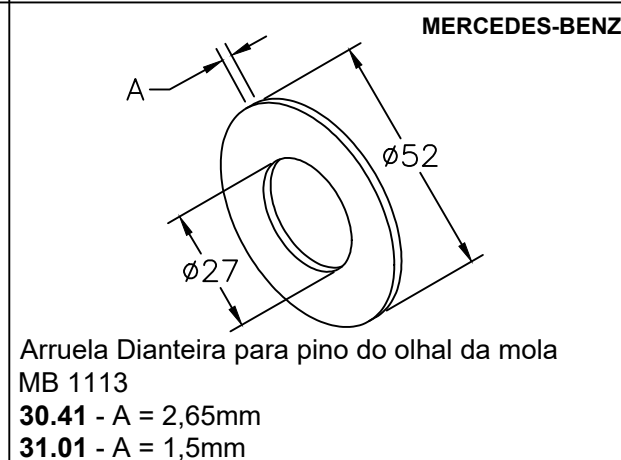
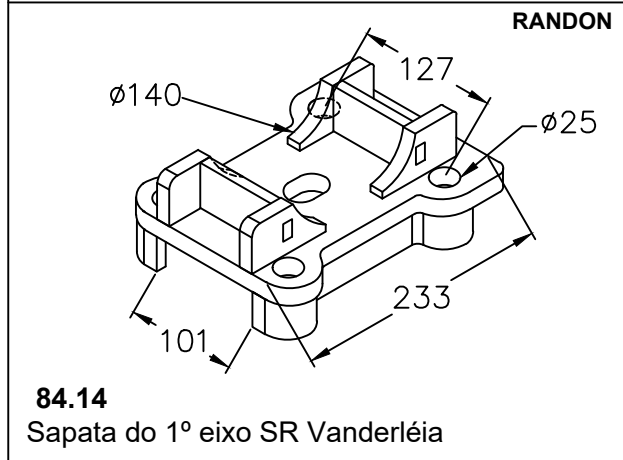
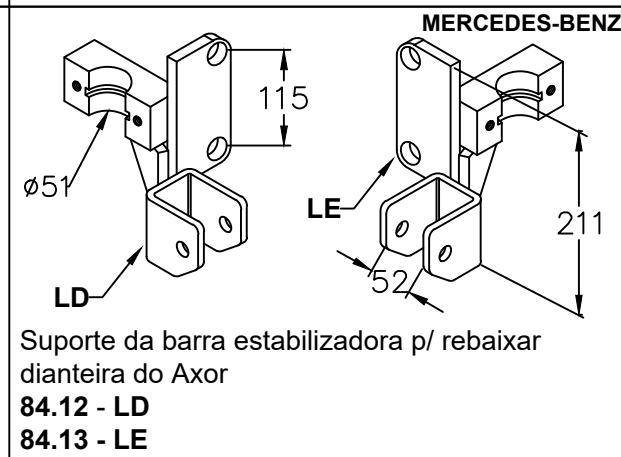
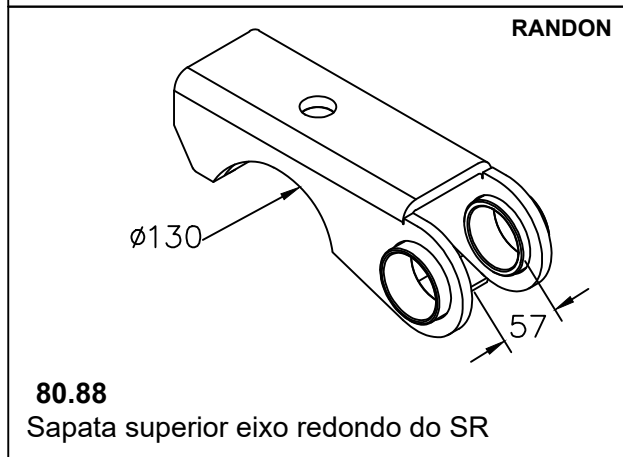
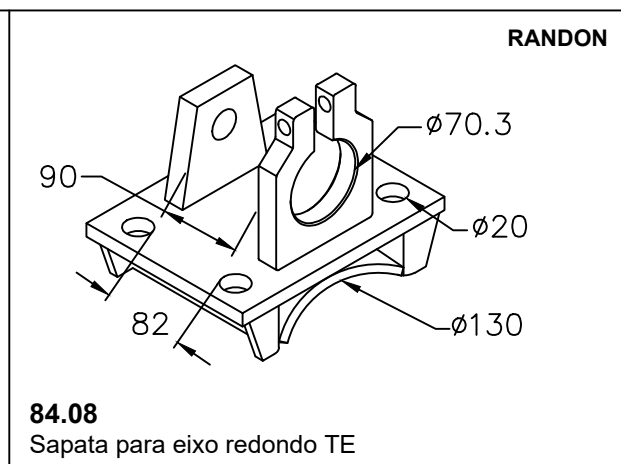
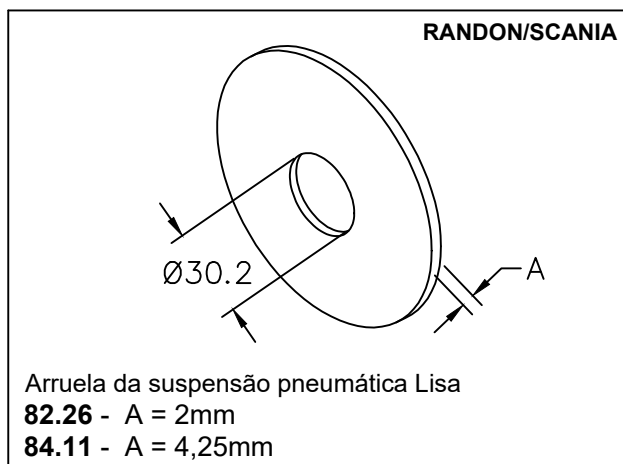
RODOVIÁRIA

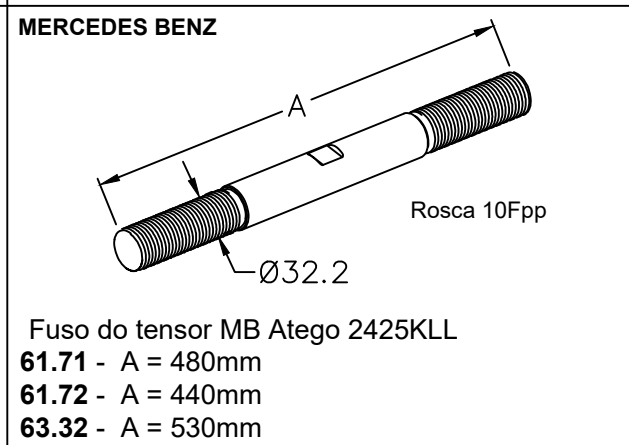
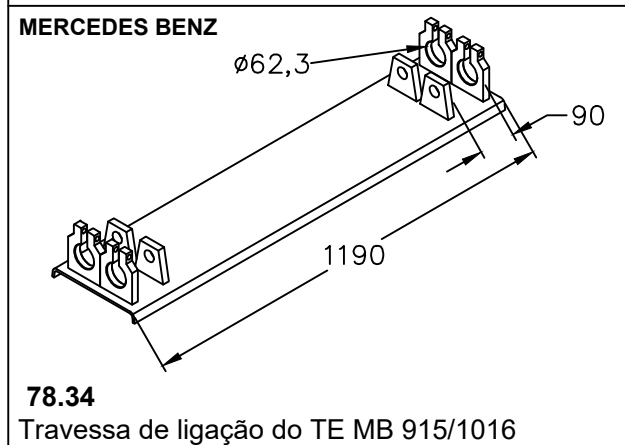
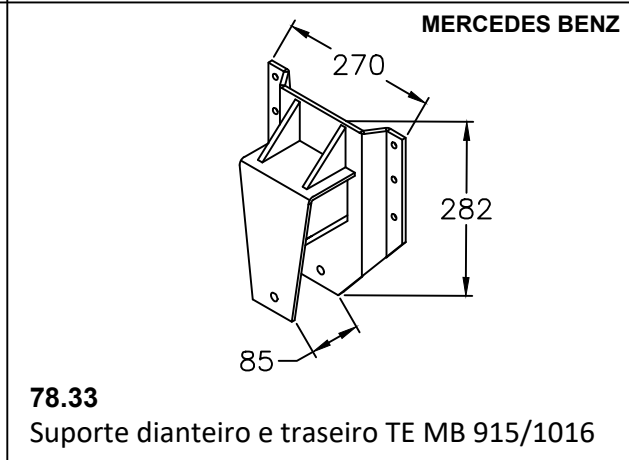
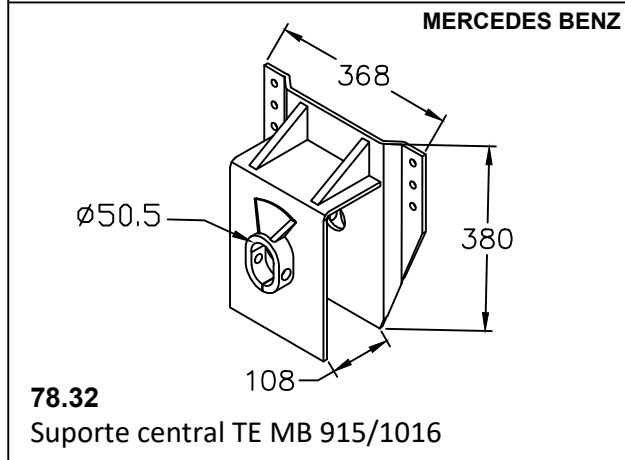
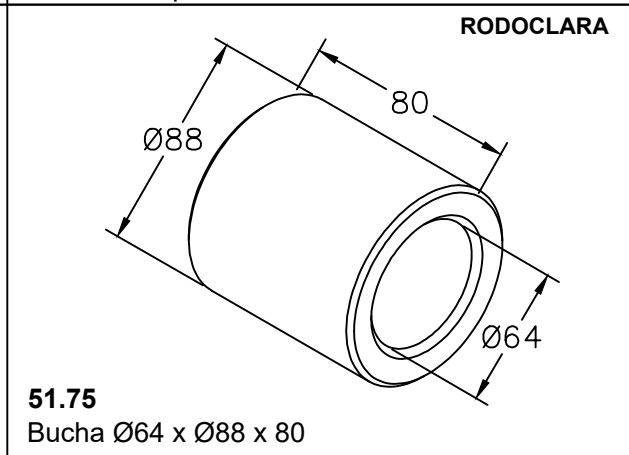
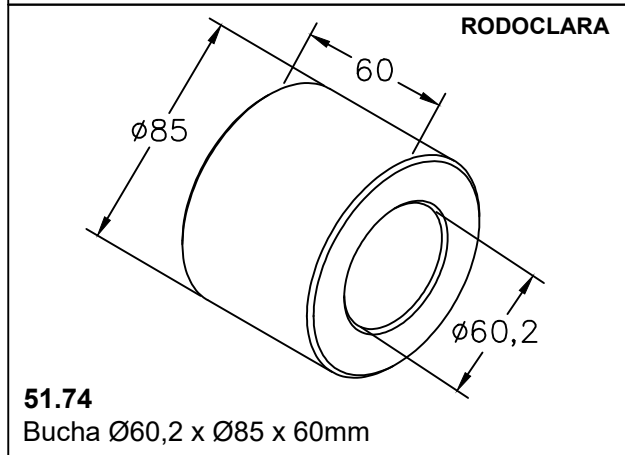
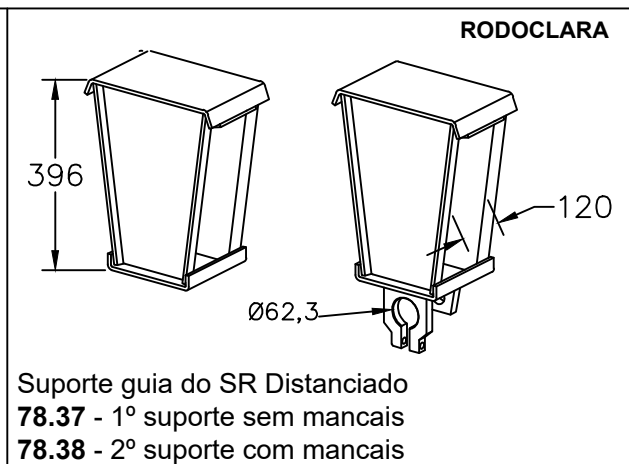
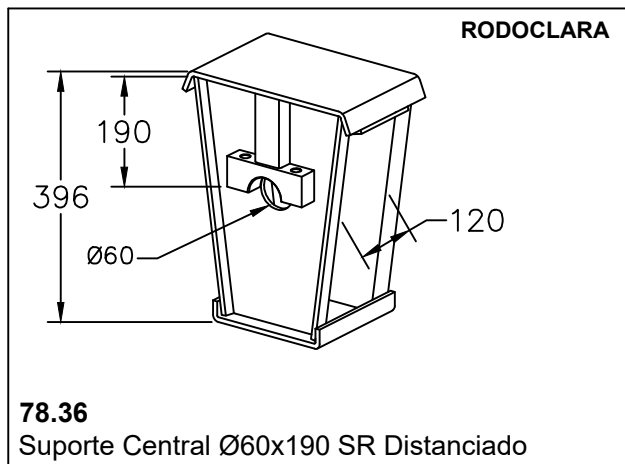
Porca castelo do eixo do SR
30.78 - A = Ø95 B = Ø59 10FPP
31.54 - A = Ø122 B = Ø86 12FPP

RANDON

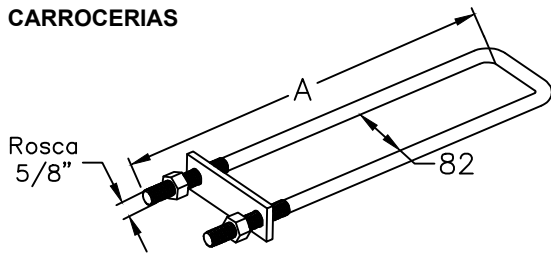
CÓDIGO	A
20.82	73mm
20.85	135mm
23.30	123mm
23.31	210mm
23.32	300mm

Suporte de fixação fêmea da tampa do SR





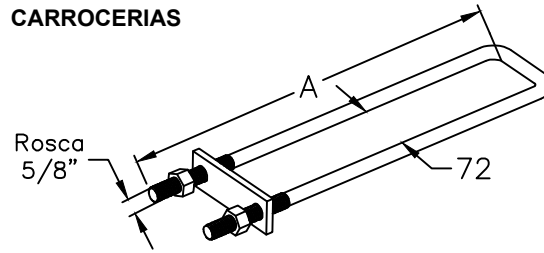
CARROCERIAS



Grampo 82mm para carroceria completo

CÓDIGO	A
92.49	370
94.31	480
94.32	500
92.32	600

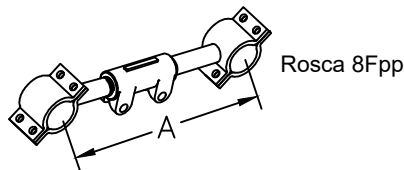
CARROCERIAS



Grampo 72mm para carroceria completo

CÓDIGO	A
92.39	430
94.08	440
94.09	450

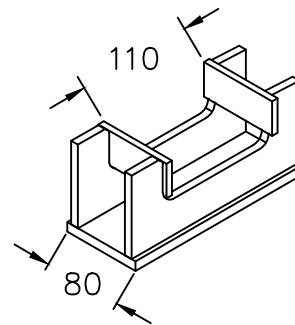
PASTRE



Tirante regulável do TE

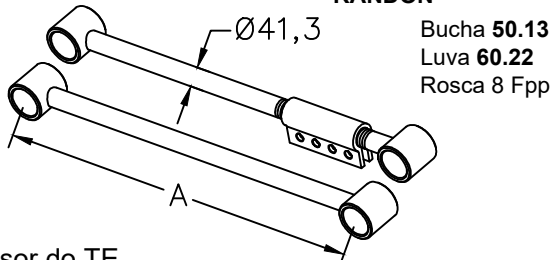
CÓDIGO	MEDIDA "A"	CÓDIGO	MEDIDA "A"
63.15	354mm	63.23	594mm
63.16	414mm	63.24	624mm
63.17	459mm	63.25	644mm
63.18	494mm	63.26	674mm
63.19	524mm	63.27	694mm
63.20	544mm	63.28	714mm
63.21	564mm	63.29	814mm
63.22	579mm		

PASTRE



81.07
Sapata do TE

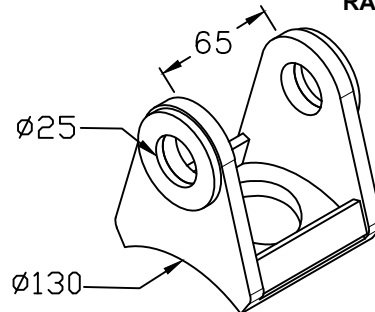
RANDON



Tensor do TE

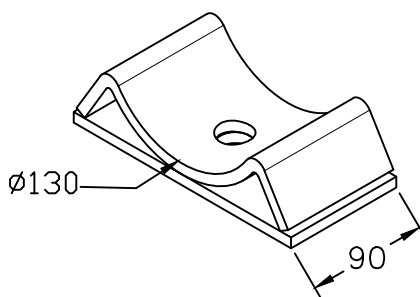
- 60.50** - Regulável A = 820mm (Dianteiro)
- 60.51** - Fixo A = 820mm (Dianteiro)
- 60.52** - Regulável A = 630mm (Traseiro)
- 60.53** - Fixo A = 630mm (Traseiro)
- 63.30** - Regulável A = 692mm

RANDON/MORUMBI



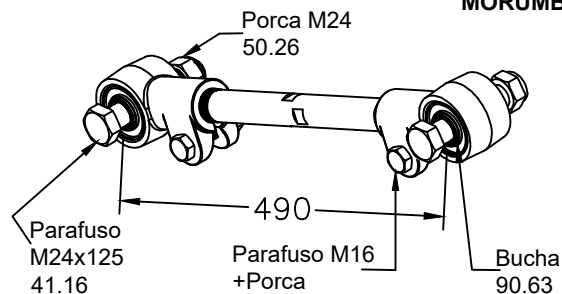
83.94
Suporte olhal do tensor, do SR Carrega Tudo Mola Invertida

RANDON/MORUMBI

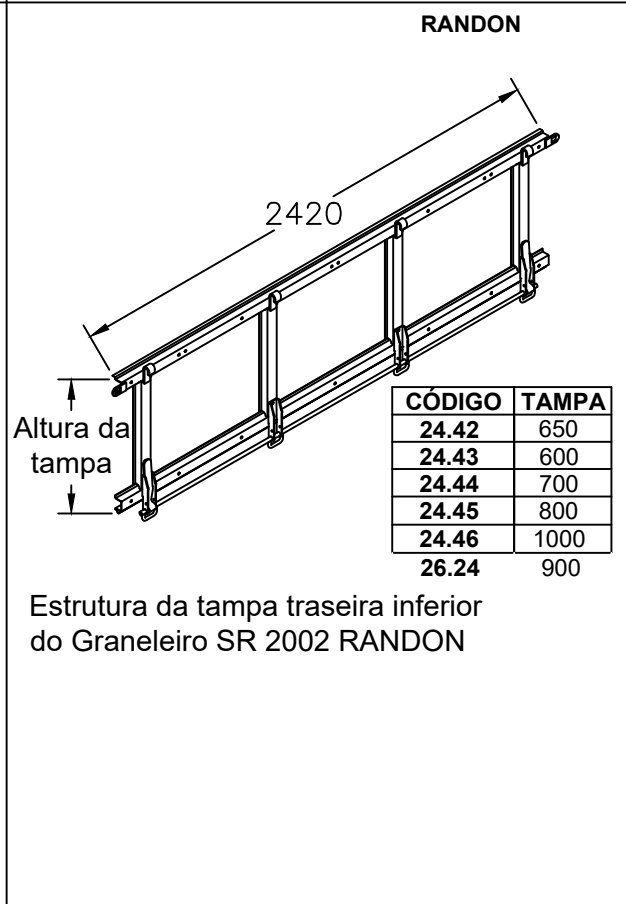
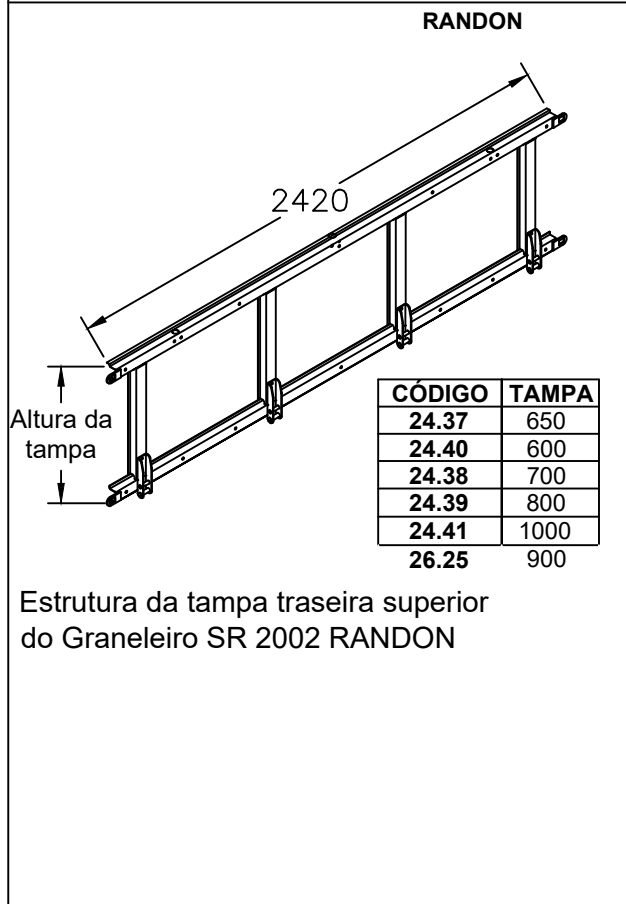
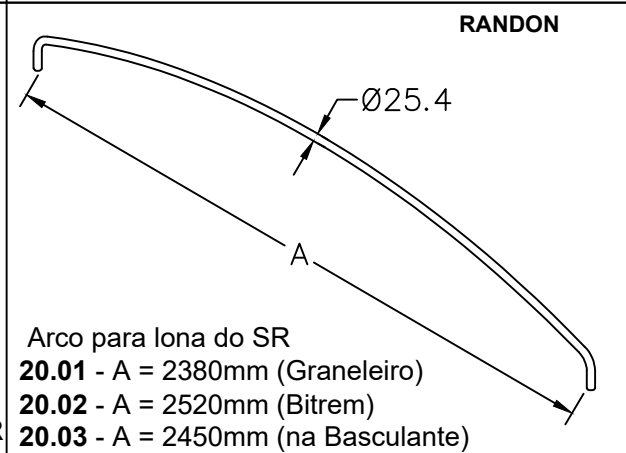
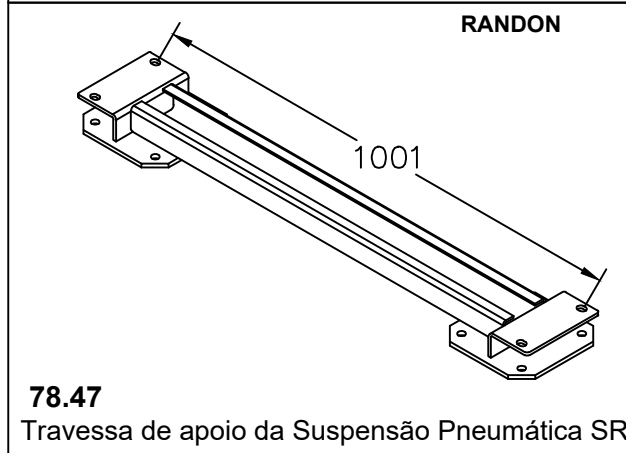
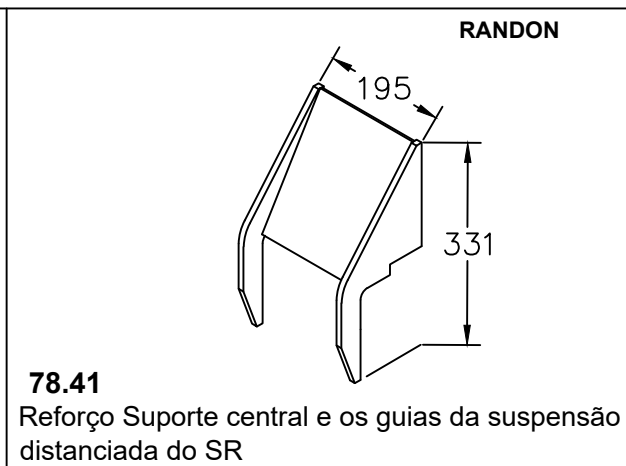
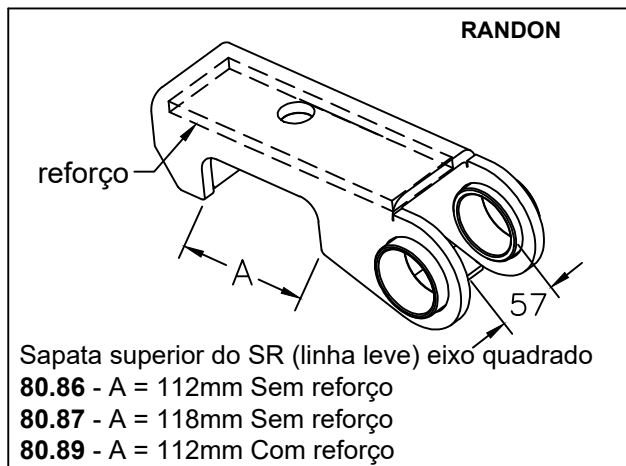


83.95
Sapata inferior do SR Carrega Tudo Mola Invertida

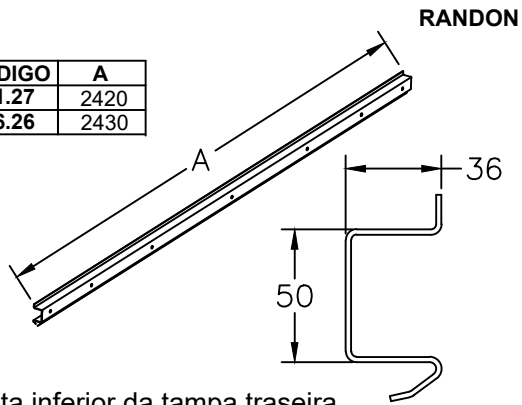
MORUMBI



63.33
Kit completo tensor regulável

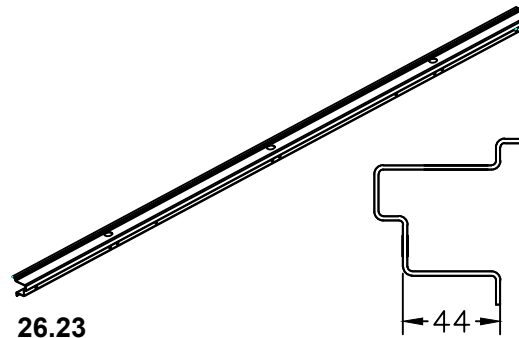


CÓDIGO	A
21.27	2420
26.26	2430



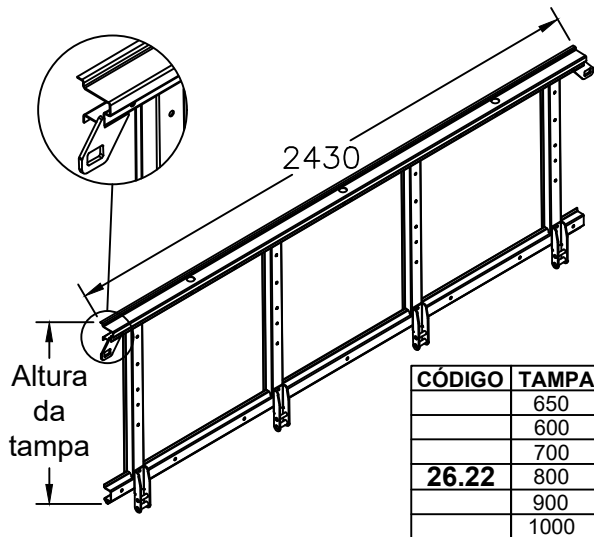
Viguetta inferior da tampa traseira inferior graneleira SR 2002

RANDON



26.23
Viguetta Superior da Tampa Superior c/furação (Ferragem 2 tampas)

RANDON



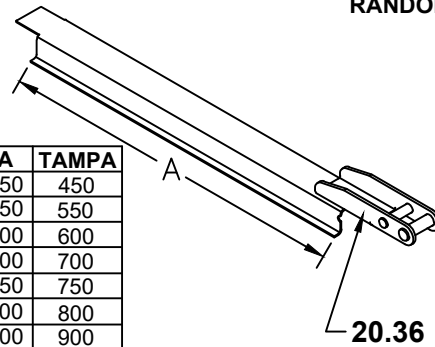
Estrutura da tampa superior SR RANDON

CÓDIGO	TAMPA
	650
	600
	700
26.22	800
	900
	1000

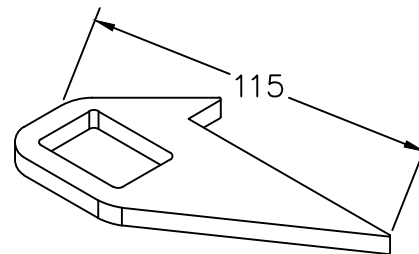
RANDON

CÓDIGO	A	TAMPA
20.40	350	450
20.41	450	550
20.42	500	600
20.43	600	700
25.50	650	750
20.44	700	800
20.45	800	900
20.46	900	1000

Dobradiça superior para tampa do SR

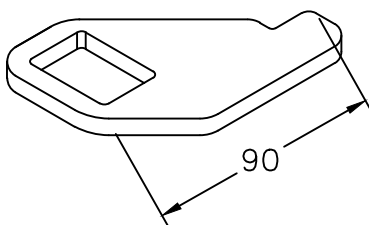


GUERRA



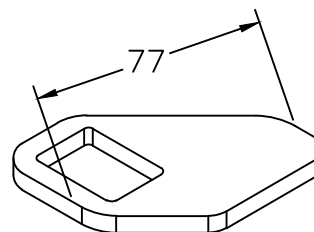
21.87
Engate fêmea da tampa superior SR Tecno 5

GUERRA

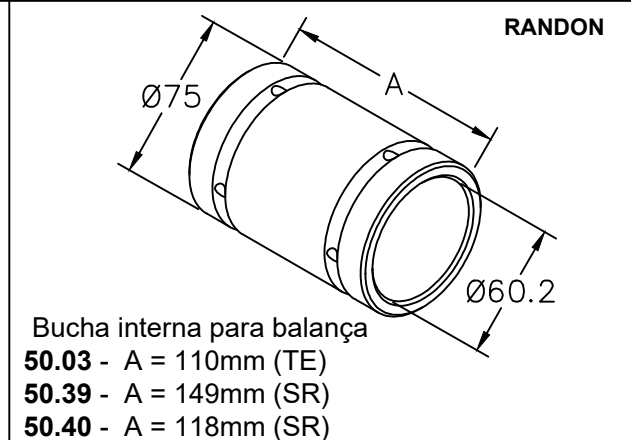
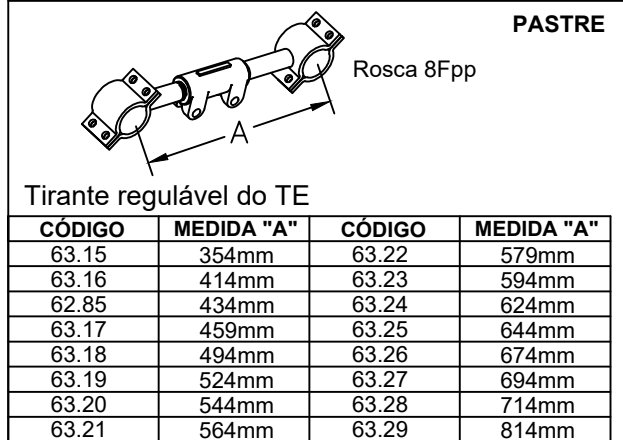
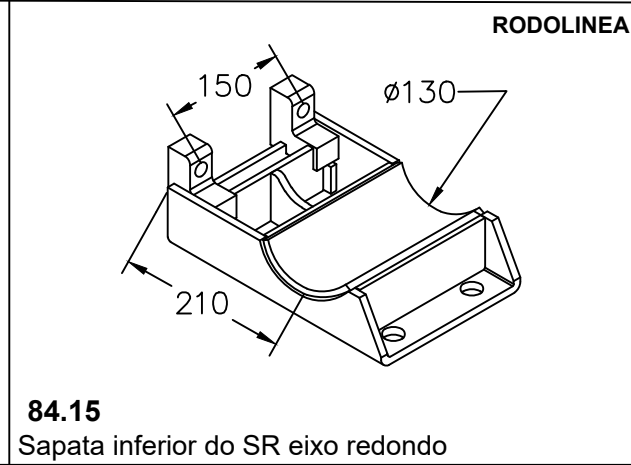
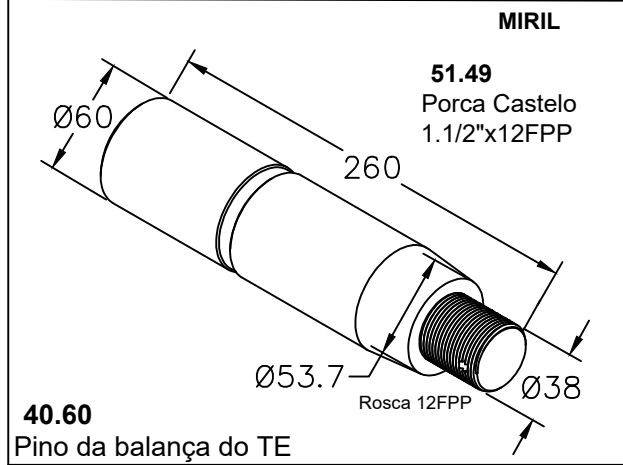
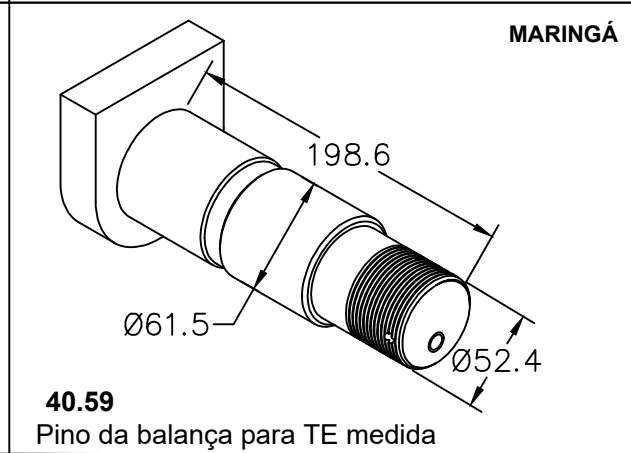
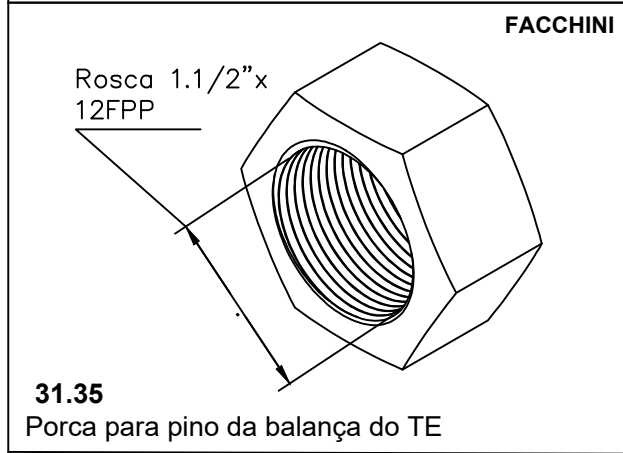
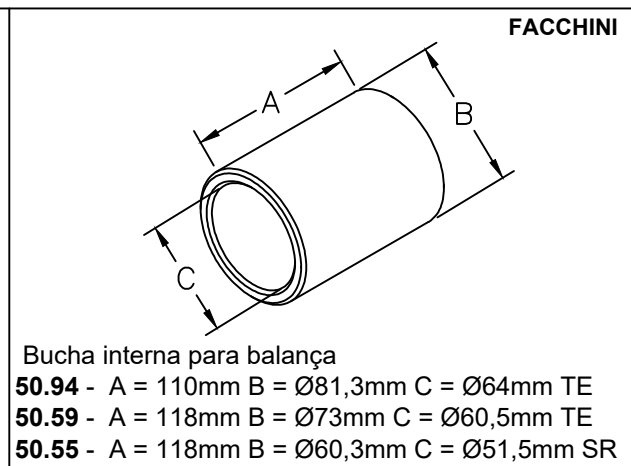
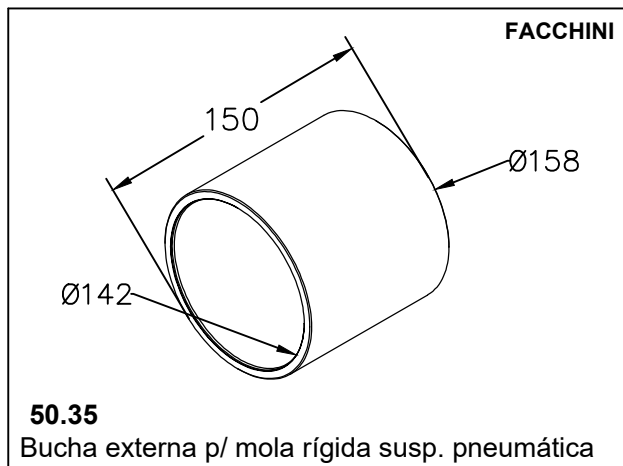


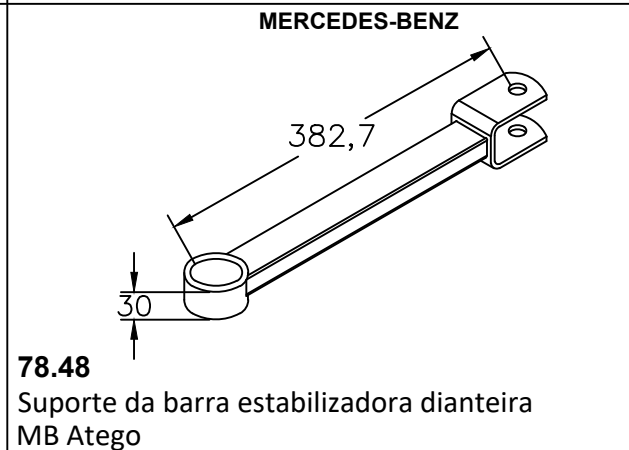
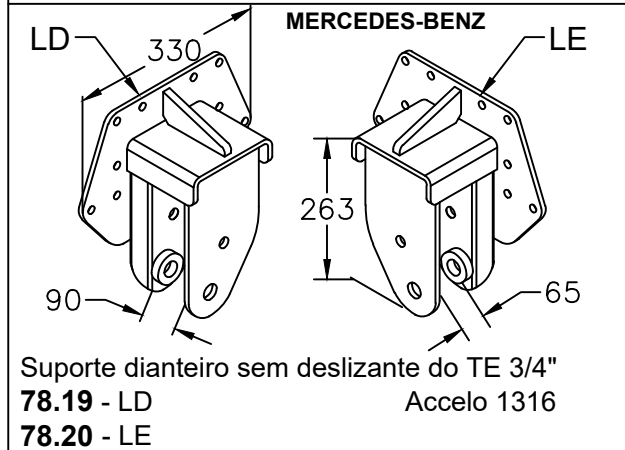
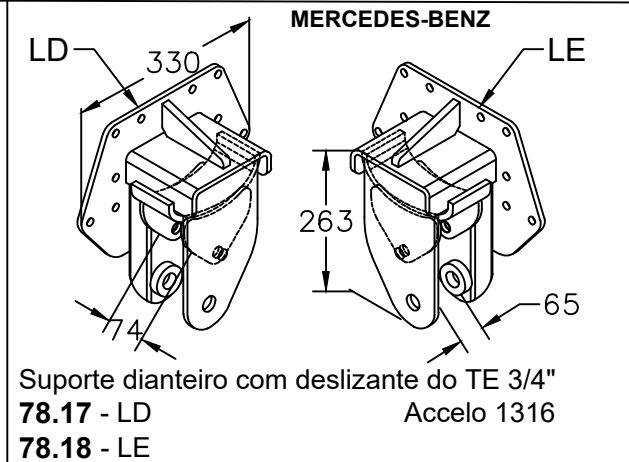
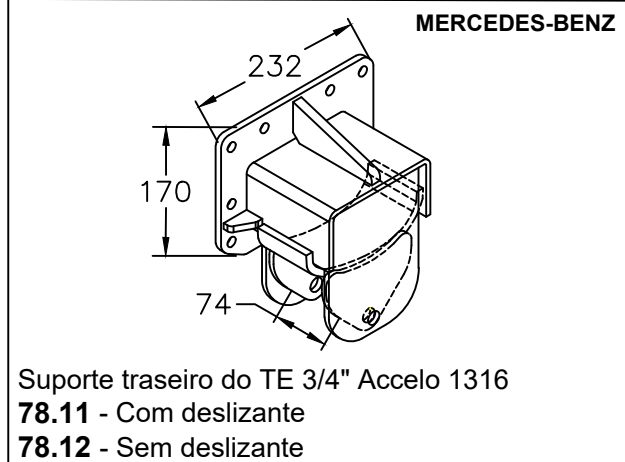
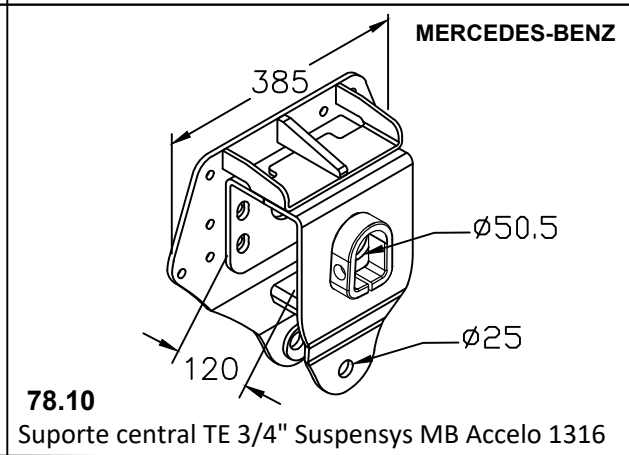
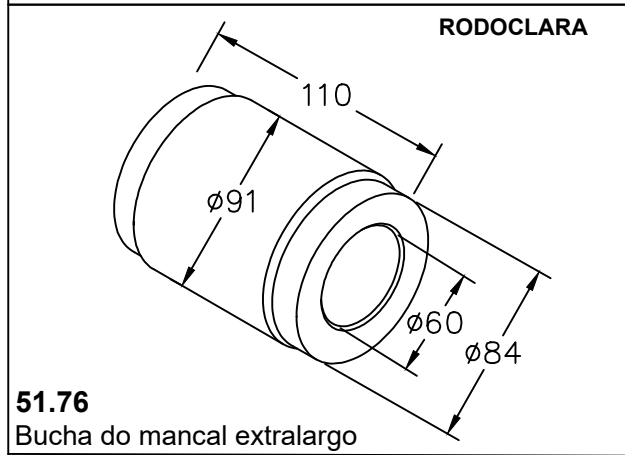
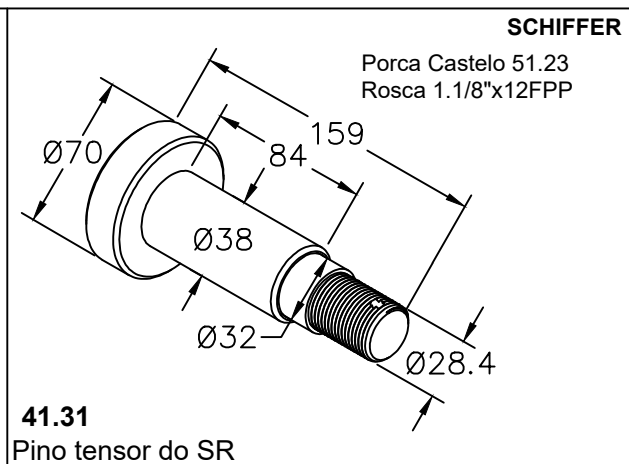
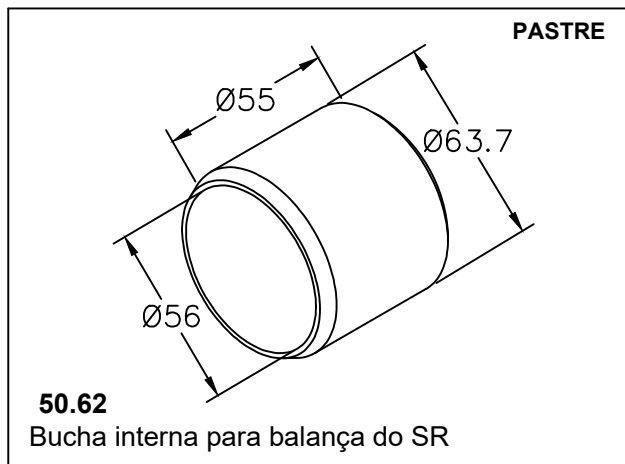
21.88
Engate fêmea da tampa inferior SR Tecno 10

GUERRA

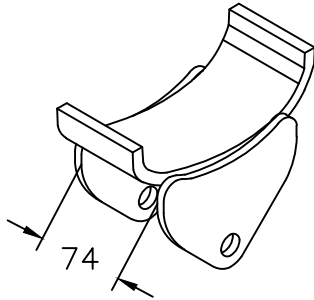


21.89
Engate fêmea da tampa superior/inferior SR Tecno 10





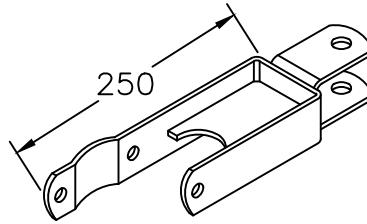
MERCEDES-BENZ



84.01

Deslizante suportes dian./tras. do TE
Accelo 1316

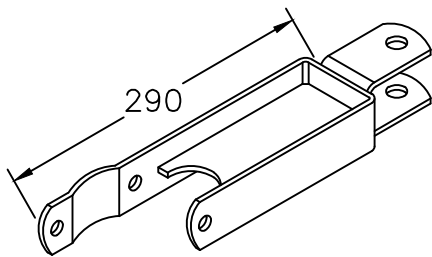
MERCEDES-BENZ



84.18

Chapa de articulação 250mm do estabilizador
traseiro Accelo

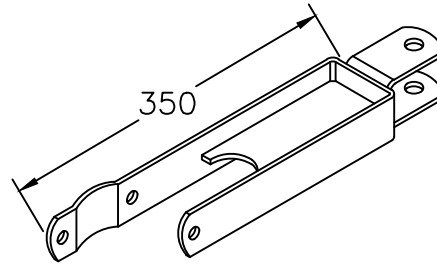
MERCEDES-BENZ



84.19

Chapa de articulação 290mm do estabilizador
traseiro Atego

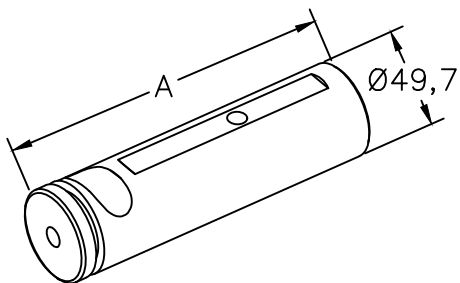
MERCEDES-BENZ



84.20

Chapa de articulação 350mm do estabilizador
traseiro Atego 4x2

MERCEDES-BENZ

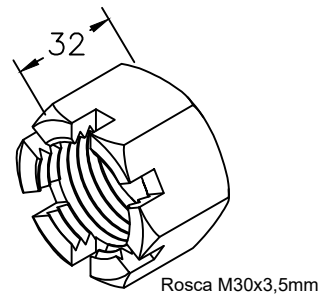


Pino da balança do TE

41.95 - A = 183mm Atego 2017

42.71 - A = 185mm Accelo 1316

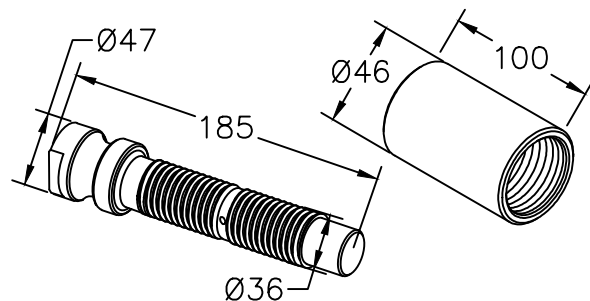
SCANIA



51.57

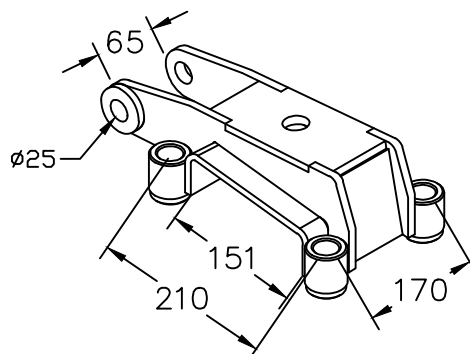
Porca castelo pino sueco

SCANIA



Olhal da mola traseira LK 140

SCANIA



82.35

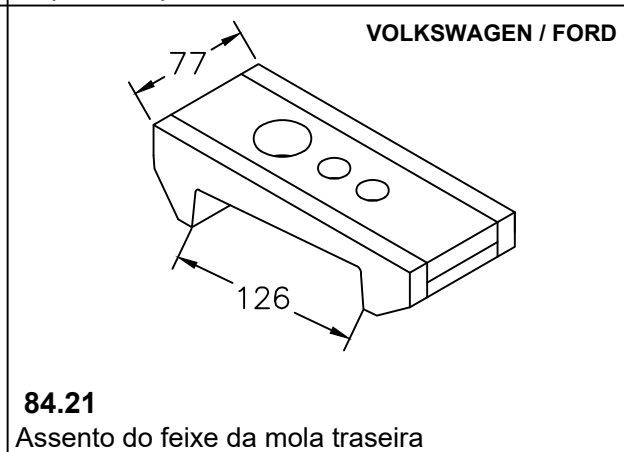
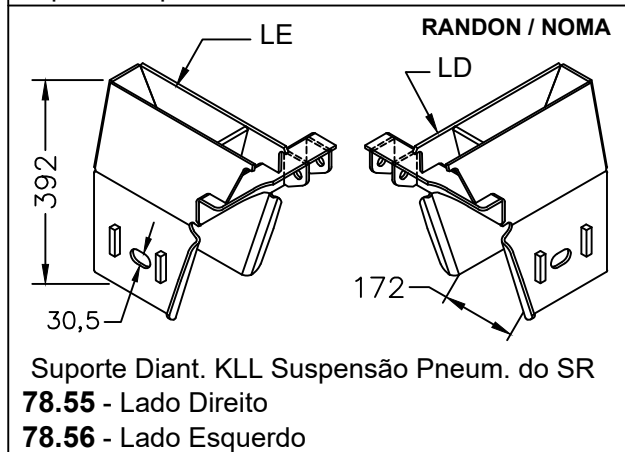
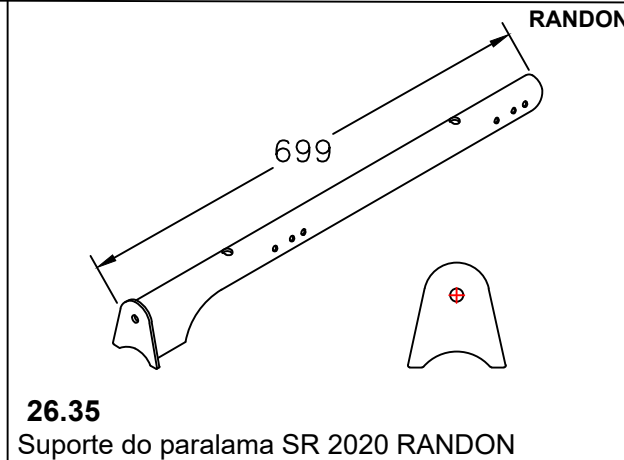
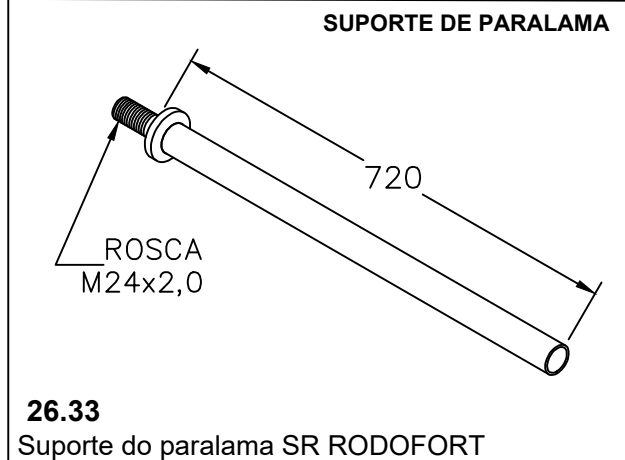
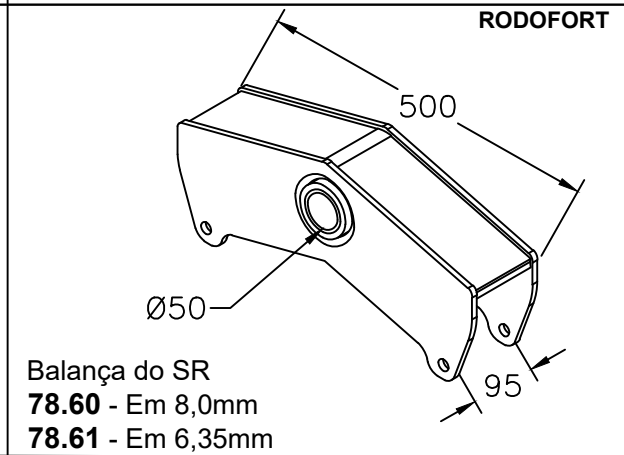
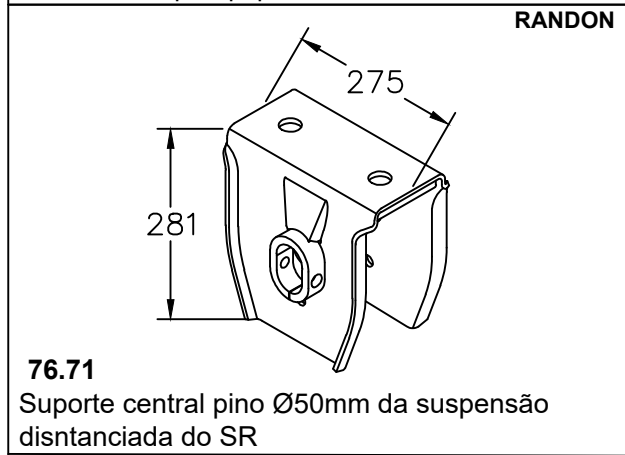
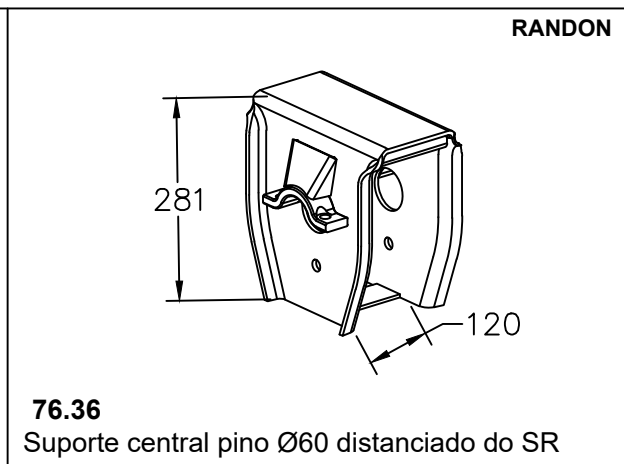
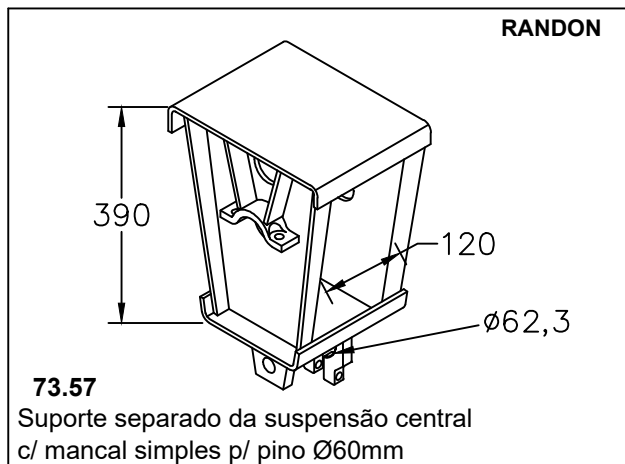
Sapata superior do eixo tração TE 113

PINO

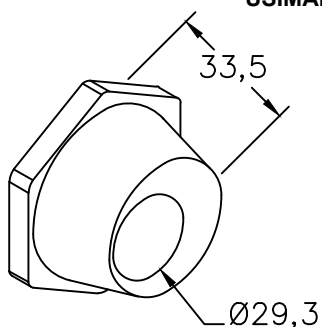
42.76 - Cementado

BUCHA

51.77 - Cementado



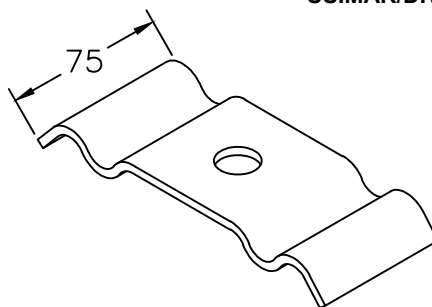
USIMAR/DIVERSOS



84.22

Mancal de regulagem do parafuso Ø28 no suporte suspensão pneum. KLL

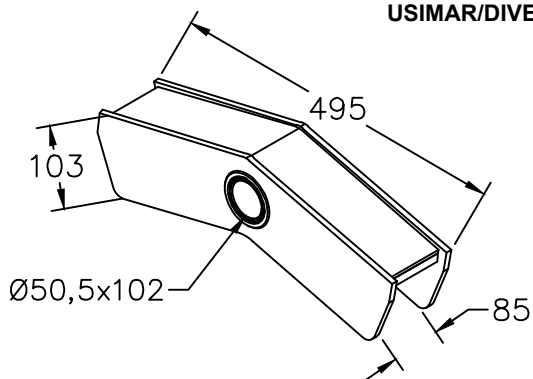
USIMAR/DIVERSOS



84.24

Separador de grampo de mola

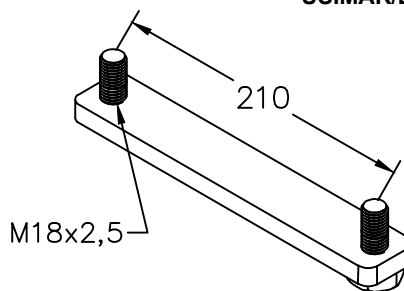
USIMAR/DIVERSOS



78.62

Balança baixa pino Ø50 do TE 3/4"

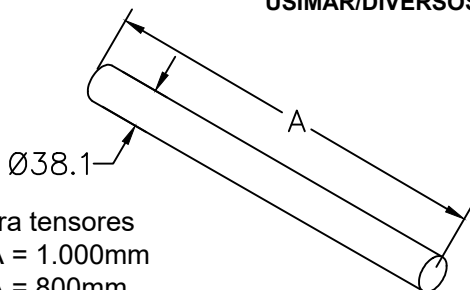
USIMAR/DIVERSOS



78.63

Suporte de engate para porta estepe

USIMAR/DIVERSOS



Varão para tensores

62.73 - A = 1.000mm

62.80 - A = 800mm

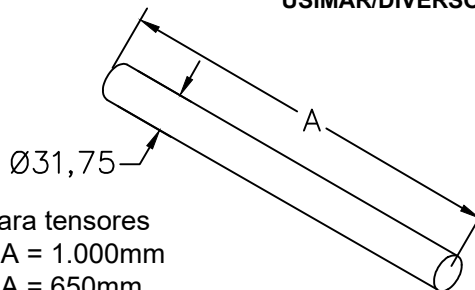
62.81 - A = 700mm

62.87 - A = 650mm

62.88 - A = 750mm

62.98 - A = 440mm

USIMAR/DIVERSOS



Varão para tensores

62.89 - A = 1.000mm

62.90 - A = 650mm

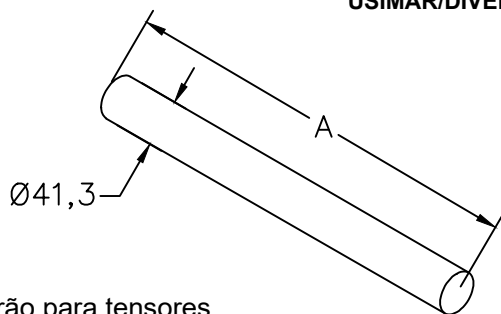
62.91 - A = 700mm

62.92 - A = 800mm

62.99 - A = 570mm

63.00 - A = 440mm

USIMAR/DIVERSOS



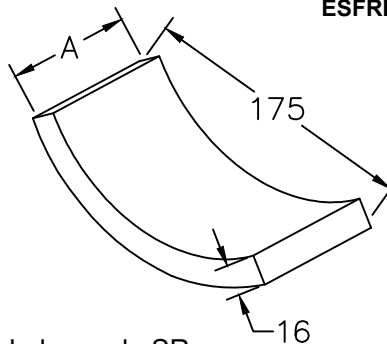
Varão para tensores

62.30 - A = 800mm

62.31 - A = 900mm

62.32 - A = 1.000mm

ESFREGAS

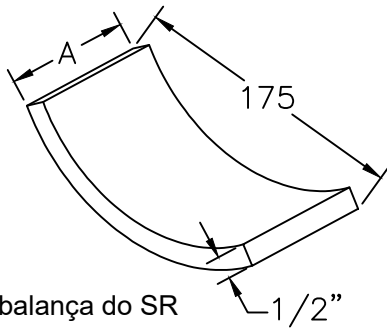


Esfrega para balança do SR

78.45 - A = 92mm

78.46 - A = 82mm

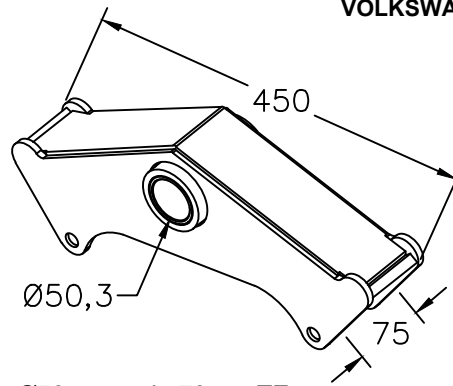
ESFREGAS



Esfrega para balança do SR

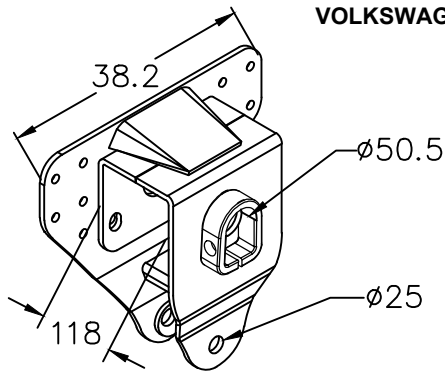
- 75.11 - A = 92mm
- 75.12 - A = 82mm
- 78.40 - A = 102mm

VOLKSWAGEN



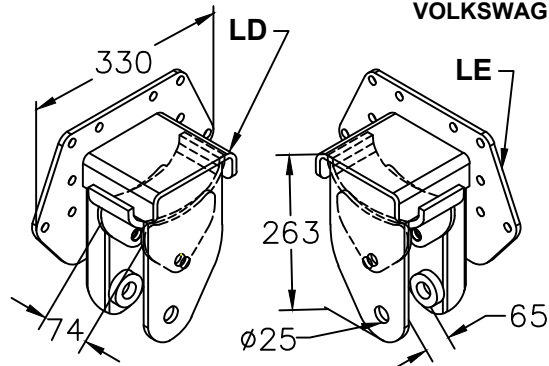
- 78.21**
- Balança Ø50mm mola 70mm TE
- VW Delivery 13.180

VOLKSWAGEN



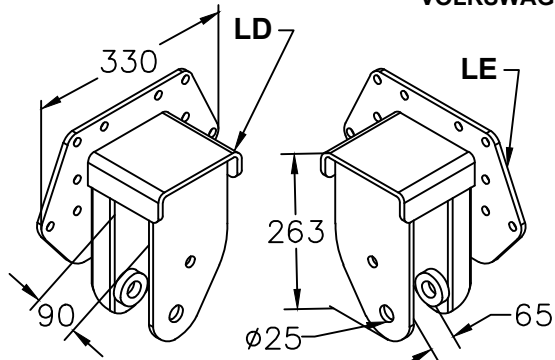
- 78.22**
- Suporte central TE VW Delivery 13.180

VOLKSWAGEN



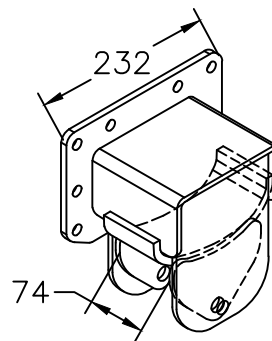
- Suporte dianteiro C/ deslizante TE VW 13.180
- 78.23 - LD** **78.24 - LE**

VOLKSWAGEN



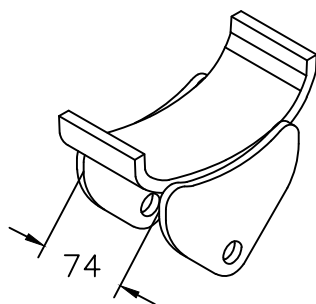
- Suporte dianteiro S/ deslizante TE VW 13.180
- 78.25 - LD** **78.26 - LE**

VOLKSWAGEN



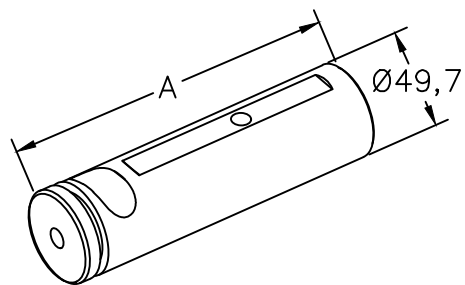
- Suporte traseiro do TE VW 13.180
- 78.27 - C/ deslizante.**
- 78.28 - S/ deslizante.**

VOLKSWAGEN

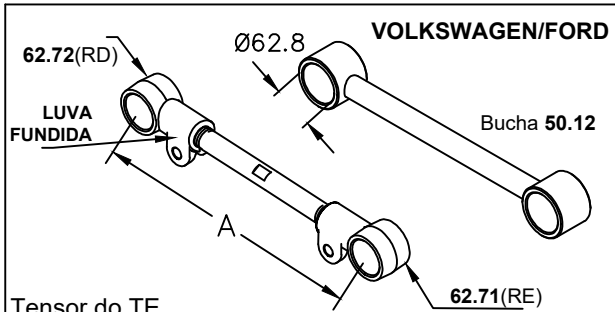


- 84.01**
- Deslizante suportes dian./tras. do TE
- VW 13.180

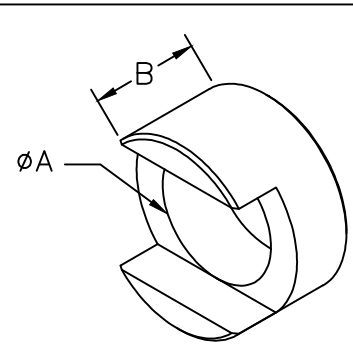
VOLKSWAGEN



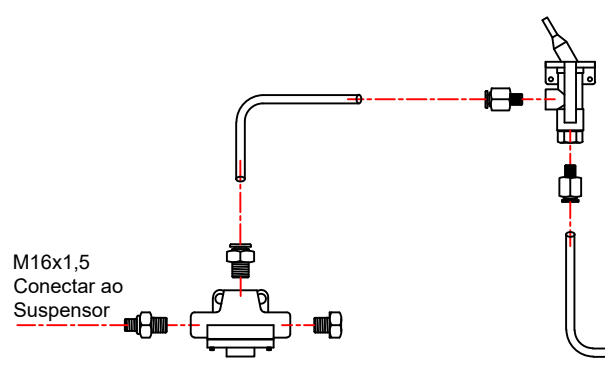
- 42.71**
- Pino da balança do TE VW 13.180



Tensor do TE
60.44 Fixo - A = 550mm
61.54 Fixo - A = 510mm
60.45 Regulável - A = 550mm
62.97 Regulável - A = 420mm



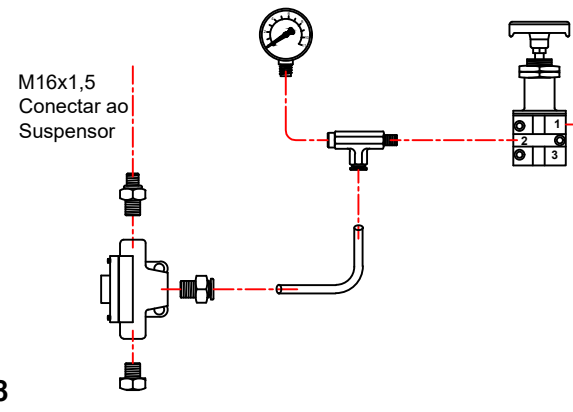
GOTTI
 Mancal externo para pino da balança do SR
82.34 - A = Ø70,2mm B = 60mm
83.53 - A = Ø50,2mm B = 50,8mm



SUSPENSORES

Denominação	Qty.
Kit de conexões	01
Conector M16 x 1/4"	01
Tubo de nylon	8 m
Válvula de descarga 1/2"x1/4"	01
Válvula de bloqueio 1/4"NPT	01
Porca grampo 7/8"	04
Arruela grampo	04

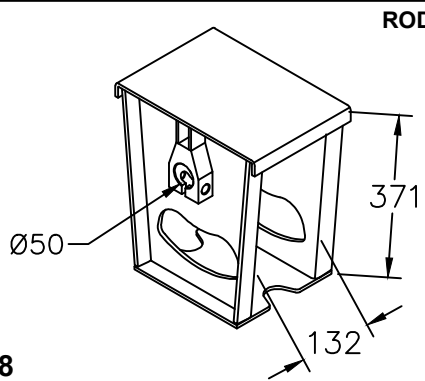
94.37
 Kit instalação para Suspensor Pneumático de SR



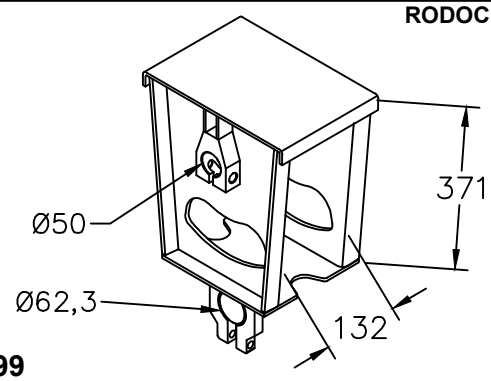
SUSPENSORES

Denominação	Qty.
Kit de conexões	01
Manômetro 1/8"	01
Tubo de nylon	12 m
Válvula de descarga 1/2"x1/4"	01
Válvula de acionamento 3 vias 1/4"NPT	01
Porca grampo 7/8"	04
Arruela grampo	04

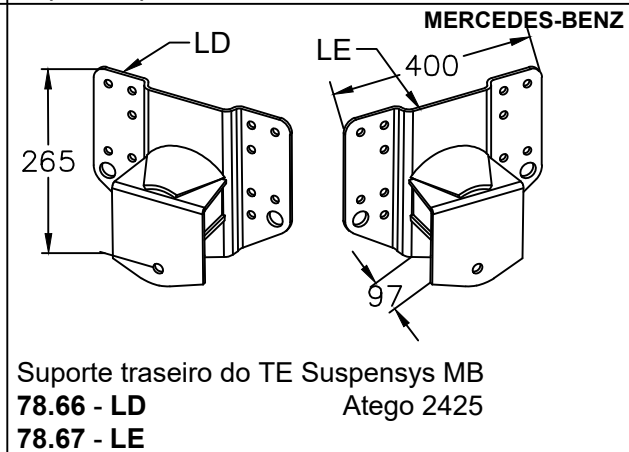
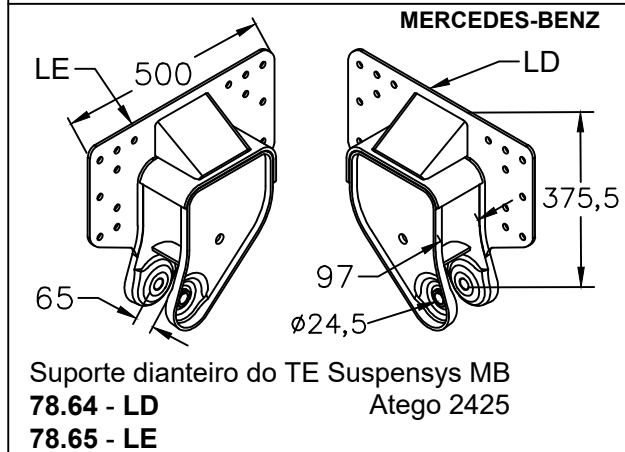
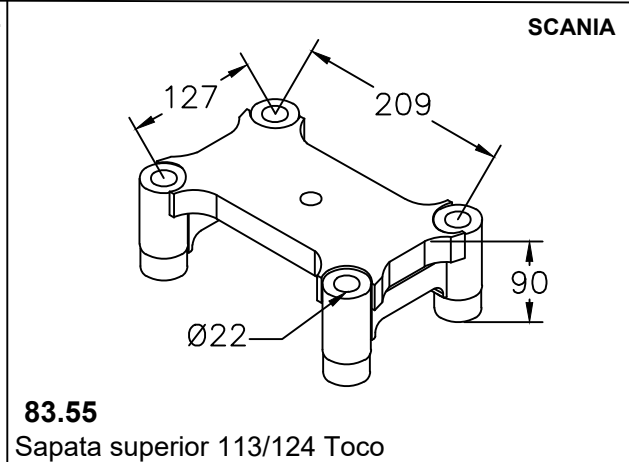
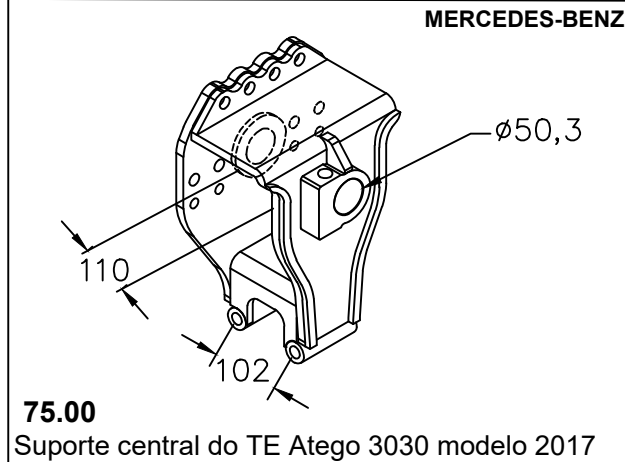
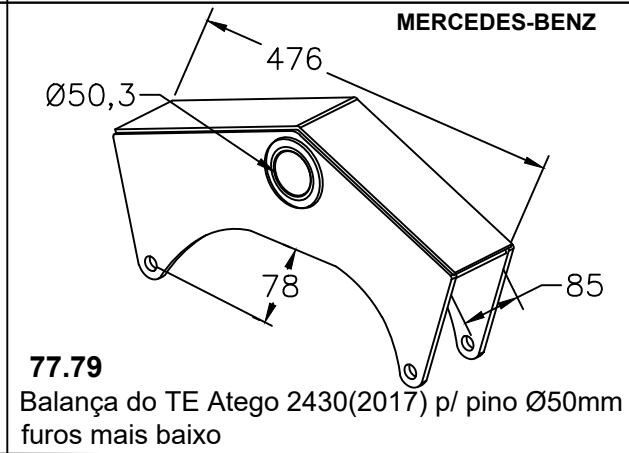
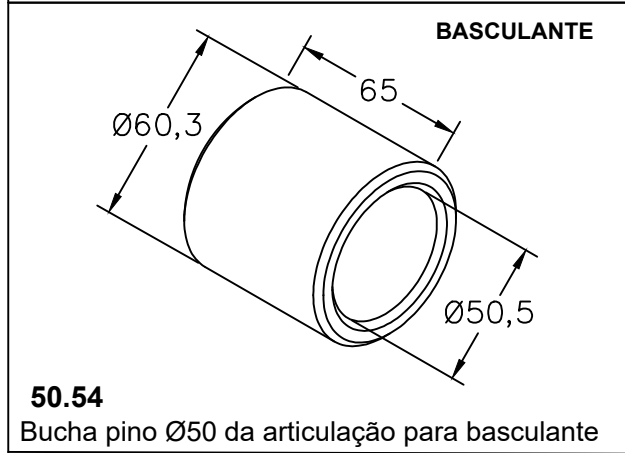
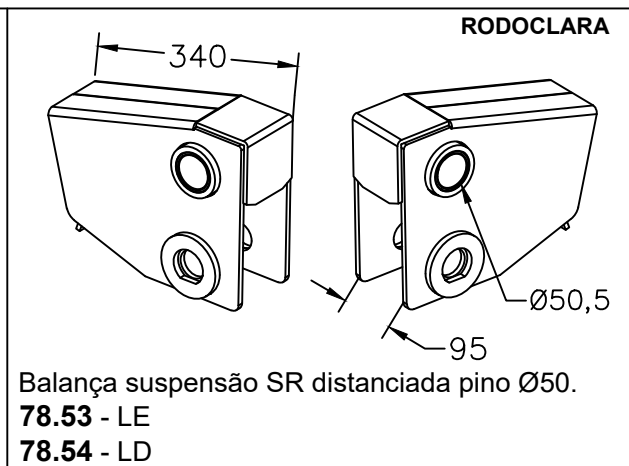
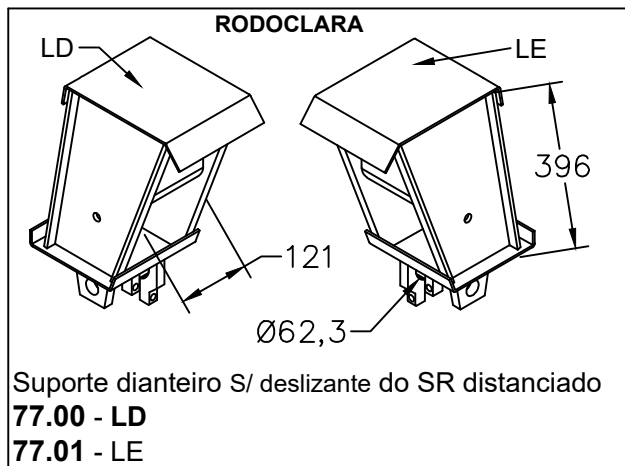
94.38
 Kit instalação para Suspensor Pneumático de TE

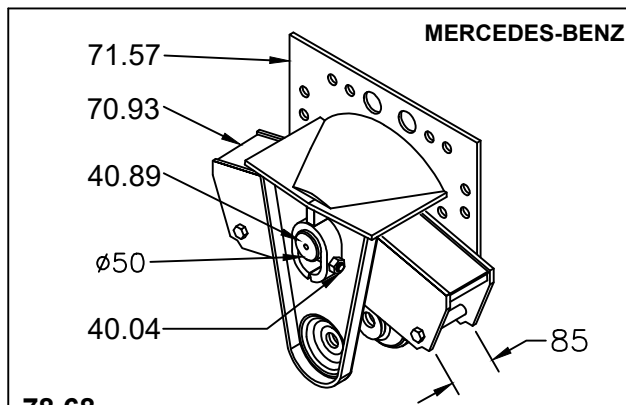


76.98
 Suporte central dianteiro pino Ø50 SR
 distanciado

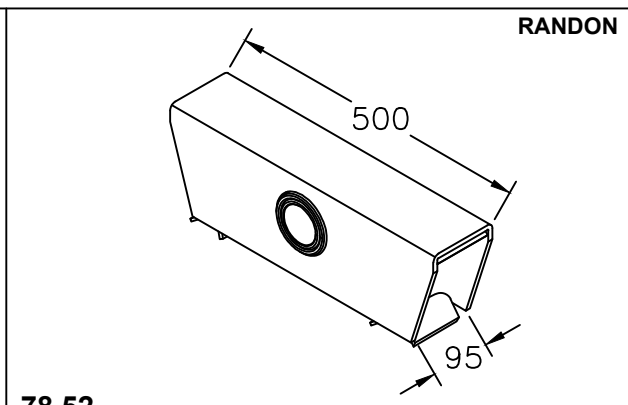


76.99
 Suporte central dianteiro pino Ø50 com
 mancais SR distanciado

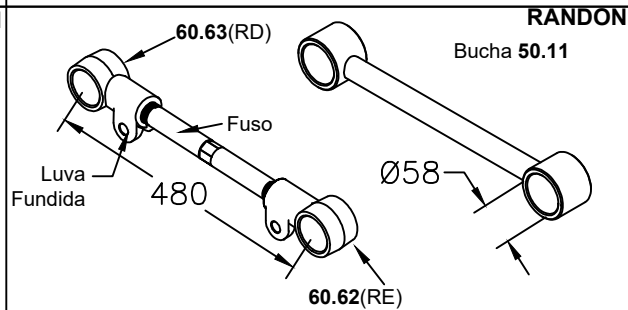
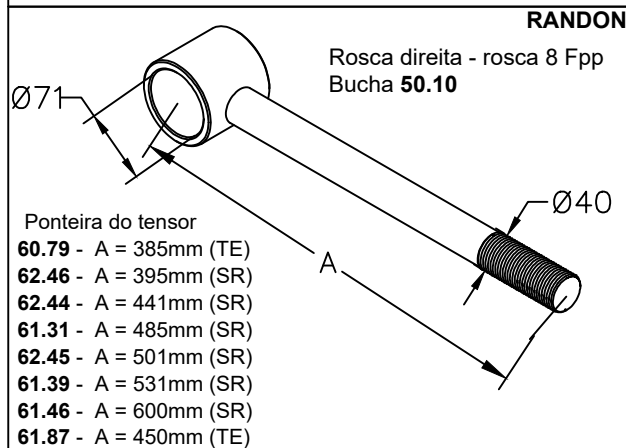




78.68
Kit montado suporte central do TE MB 1620

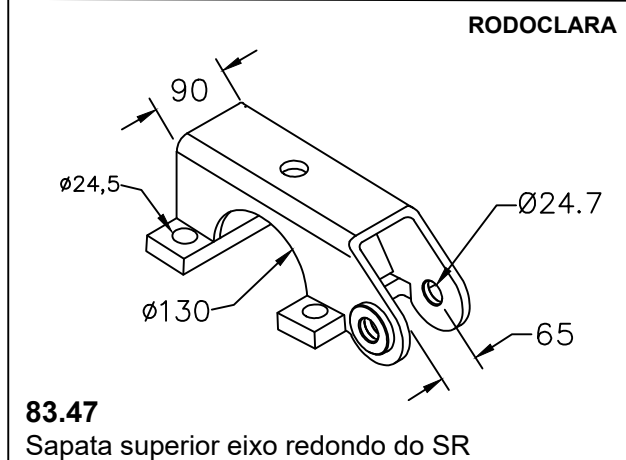


78.52
Balança do TE LS p/ pino Ø 60mm

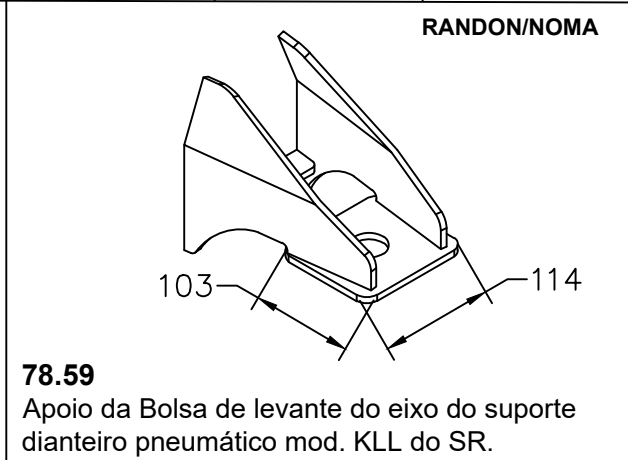


Tensor do SR 2000

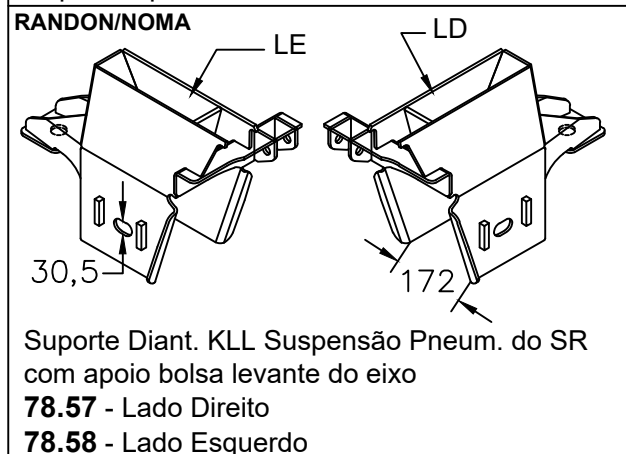
REGULÁVEL		FIXO	FUSO
60.90 - A = 480mm	60.30 - A = 480mm	61.22 - 370mm	62.29 - 280mm
61.19 - A = 535mm	60.34 - A = 535mm	61.20 - 430mm	



83.47
Sapata superior eixo redondo do SR

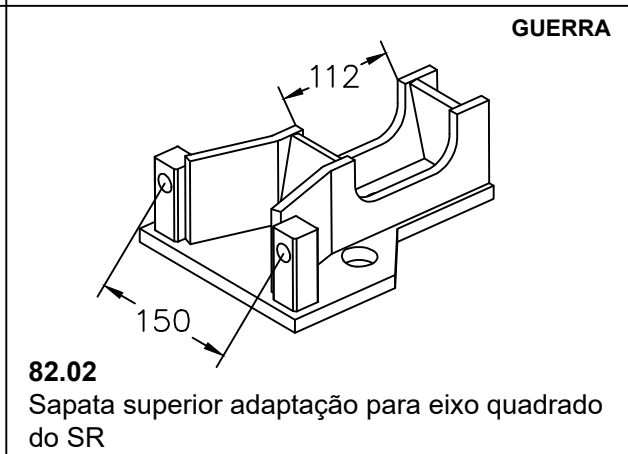


78.59
Apoio da Bolsa de levante do eixo do suporte dianteiro pneumático mod. KLL do SR.



Suporte Diant. KLL Suspensão Pneum. do SR com apoio bolsa levante do eixo

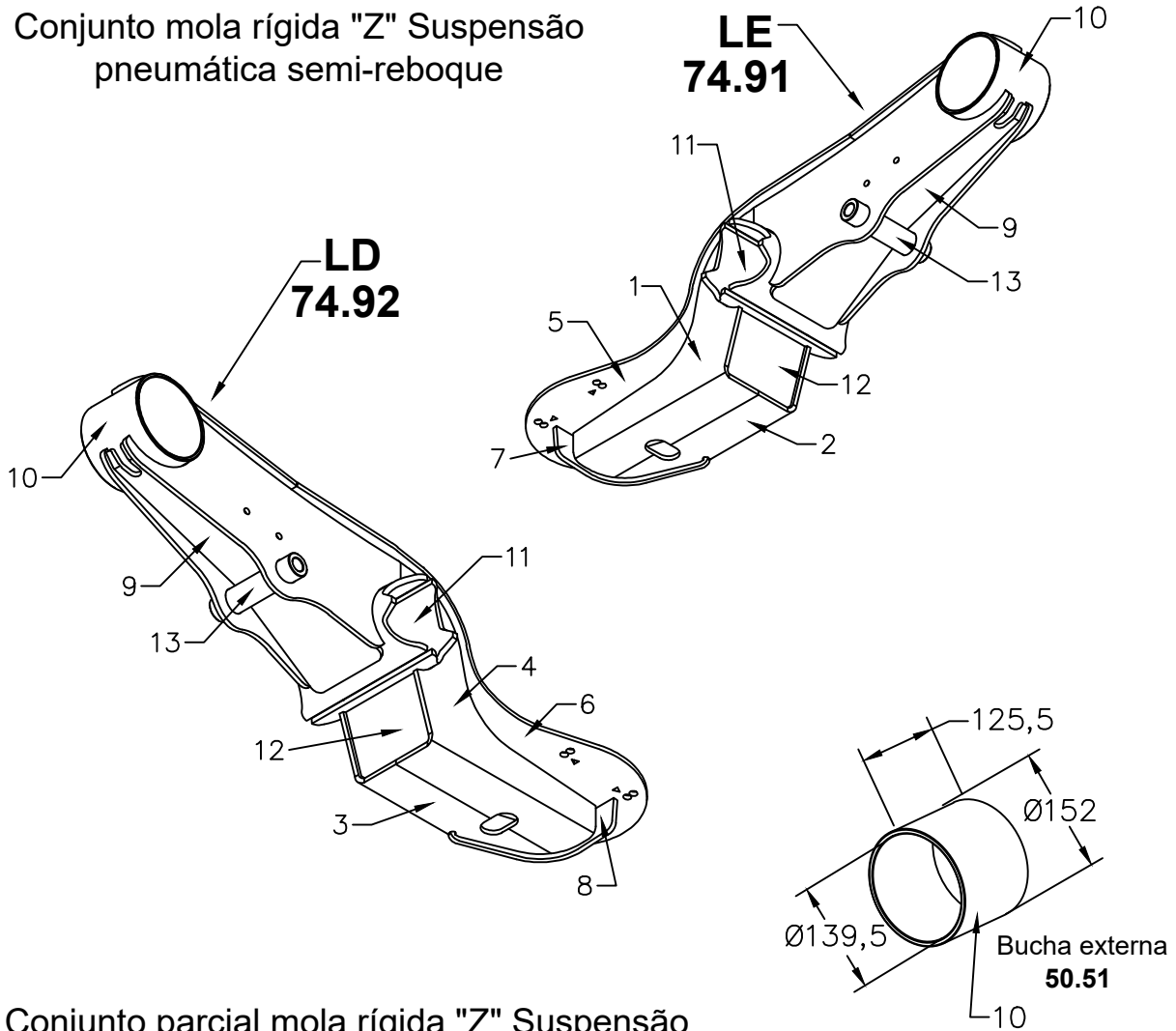
78.57 - Lado Direito
78.58 - Lado Esquerdo



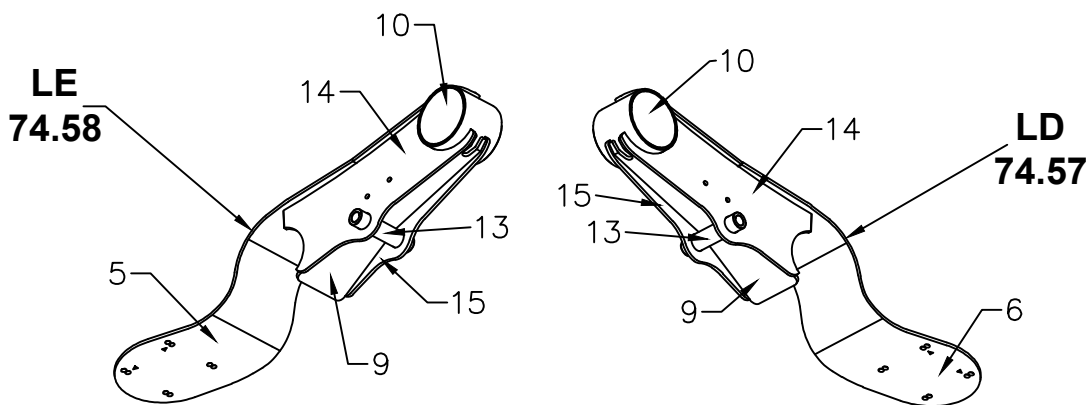
82.02
Sapata superior adaptação para eixo quadrado do SR

RANDON

Conjunto mola rígida "Z" Suspensão pneumática semi-reboque

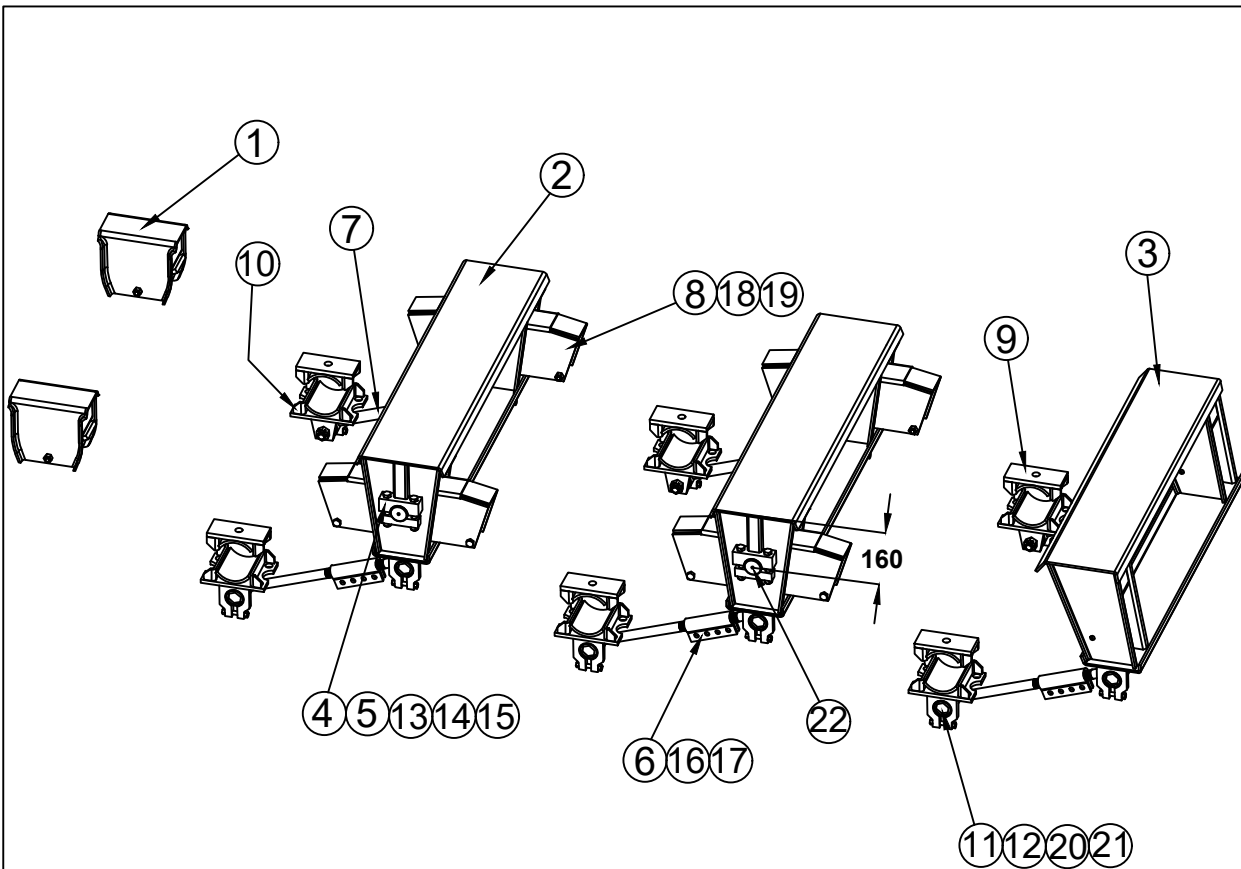


Conjunto parcial mola rígida "Z" Suspensão pneumática semi-reboque



Componentes na próxima página

RODOCLARA

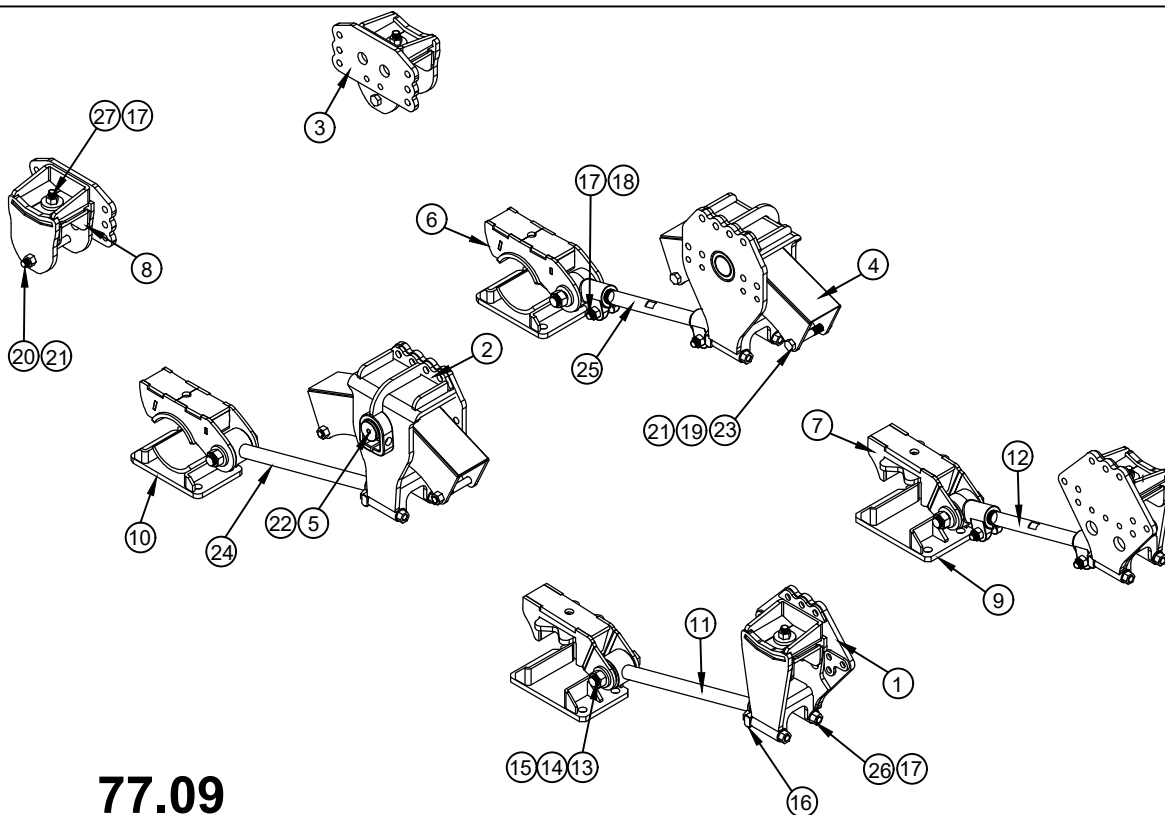


75.35

Suspensão 160mm 3 Eixos do SR

N°	Qtd.	Código	Denominação
01	02	71.62	Suporte traseiro
02	02	77.58	Cadeira Central
03	01	77.60	Cadeira Dianteira
04	04	83.14	Mancal trava pino
05	04	42.64	Pino da balança
06	03	60.04	Tensor regulável 692mm
07	03	61.43	Tensor Fixo 692mm
08	04	70.17	Balança para pino Ø60mm
09	06	82.17	Sapata superior
10	06	82.18	Sapata inferior
11	12	41.04	Pino do Tensor
12	12	50.04	Porca do pino tensor
13	08		Parafuso M16 x 125mm
14	08		Porca M16
15	08		Arruela de pressão
16	12		Parafuso M16 x 50mm
17	12		Porca M16 autotravante
18	12		Parafuso 5/8" x 6" zincado
19	12		Porca 5/8" autotravante
20	12		Parafuso 1/2" x 90mm
21	12		Porca 1/2" autotravante
22	04		Graxeira

MERCEDES-BENZ



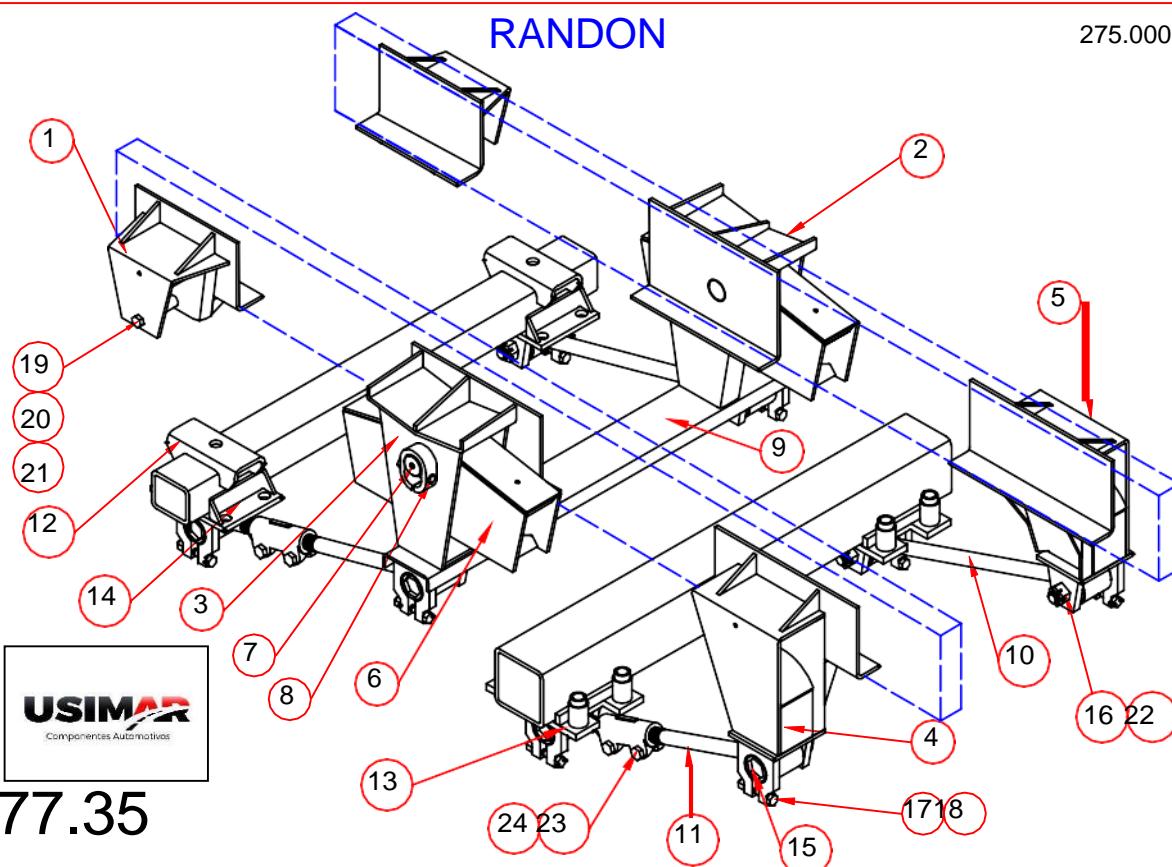
77.09

Suspensão do TE Atego 3030 modelo 2017

Nº	Qtd.	Código	Descrição
1	2	75.01	Suporte dianteiro
2	2	75.00	Suporte central
3	2	74.50	Suporte traseiro
4	2	73.86	Balança pino Ø50mm
5	2	41.95	Pino da balança
6	2	83.86	Sapata superior do eixo auxiliar
7	2	83.87	Sapata superior do eixo de tração
8	4	82.73	Deslizante
9	2		Sapata inferior eixo tração
10	2		Sapata inferior eixo auxiliar
11	1	63.07	Tensor fixo dianteiro 420mm
12	1	63.08	Tensor regulável dianteiro 420mm
13	4	41.16	Pino do tensor M24 x 125mm
14	4	50.26	Porca do pino tensor M24
15	4	91.27	Bucha molecular sem pino 2030.3
16	4	91.26	Bucha molecular com pino 2035.3
17	8		Porca 8.8 M16 autotravante
18	8		Parafuso 8.8 M16 x 80mm
19	12		Parafuso 5/8" x 5"
20	2		Parafuso 5/8" x 6"
21	14		Porca 5/8" autotravante
22	2	41.18	Pino cônico com porca autotravante
23	4		Tubo 84mm
24	1	63.09	Tensor fixo traseiro 440mm
25	1	63.10	Tensor regulável traseiro 440mm
26	8		Parafuso 10.9 M16 x 130mm
27	4		Parafuso 8.8 M16 x 60mm

RANDON

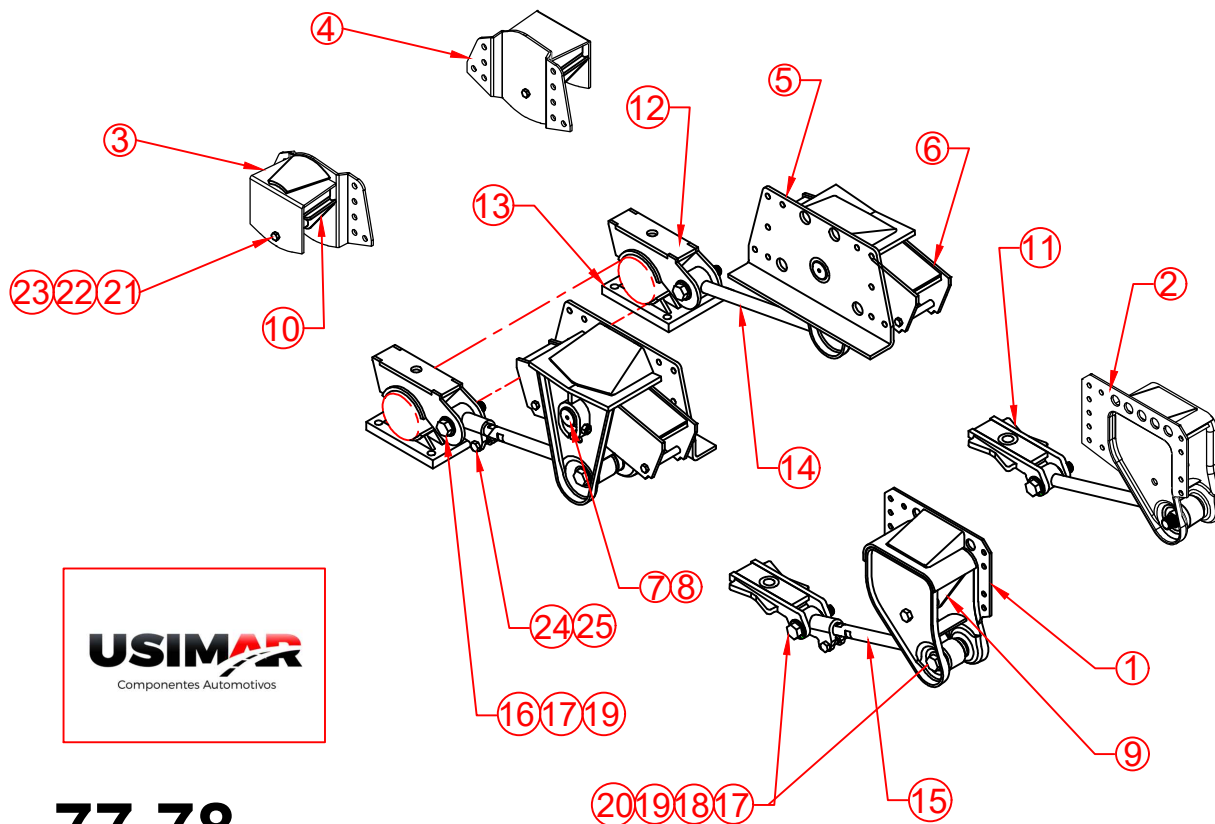
275.000 g



77.35

Suspensão do TE LS Randon para Scania

N°	Qtd.	Código	Denominação
01	02	73.93	Suporte traseiro
02	01	74.15	Suporte central LE
03	01	74.16	Suporte central LD
04	01	73.94	Suporte dianteiro LD
05	01	73.95	Suporte dianteiro LE
06	02	70.13	Balança Pino Ø50
07	02	40.31	Pino da balança
08	02	41.18	Contrapino do mancal + porca autotr.
09	01	73.96	Travessa de ligação
10	02	62.16	Tensor fixo com 665 mm
11	02	60.91	Tensor regulável com 665 mm
12	02	80.79	Sapata superior
13	02	81.93	Sapata inf. de tração p/ Scania
14	02	80.85	Sapata inferior
15	08	41.04	Pino tensor
16	08	50.04	Porca do pino
17	08		Parafuso 1/2" x 3 1/2"
18	08		Porca 1/2"
19	02		Parafuso 5/8" x 5"
20	02		Porca Autotravante 5/8"
21	02	81.04	Tubo 93mm
22	08		Contra pino 3/16" x 2"
23	04		Parafuso sext. M16 x 80mm
24	04		Porca M16

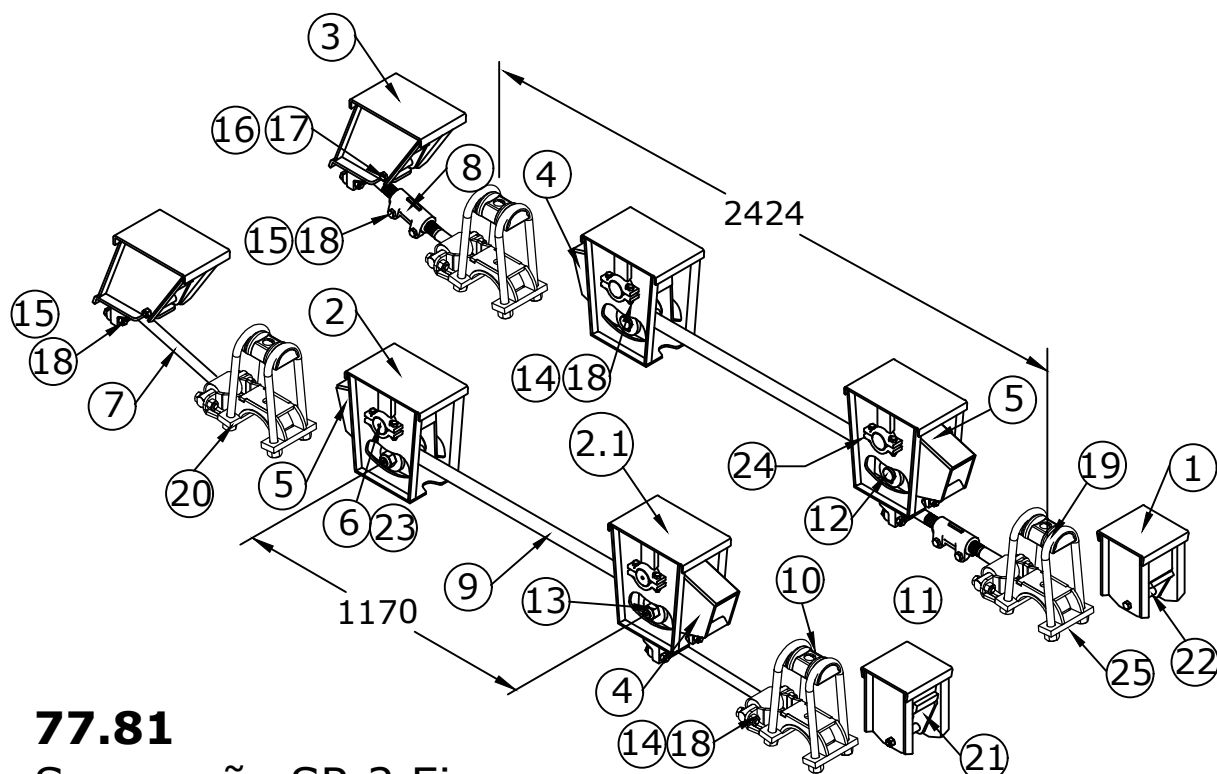


77.78

Suspensão TE LS MOLA DE 100 - MB 1944

N°	Qtd.	Código	Denominação
01	01	73.52	Suporte dianteiro LD
02	01	73.53	Suporte dianteiro LE
03	01	74.36	Suporte traseiro LD
04	01	74.35	Suporte traseiro LE
05	02	75.04	Suporte central
06	02	70.95	Balança
07	02	40.93	Pino da balança
08	02	41.18	Pino cônico 9/16"+ porca
09	02	80.19	Deslizante suporte dianteiro
10	02	80.20	Deslizante suporte traseiro
11	02	81.03	Sapata superior eixo tração
12	02	80.31	Sapata superior do "TE"
13	02	82.11	Sapata inferior do "TE"
14	02	63.05	Tensor fixo 500mm
15	02	63.06	Tensor regulável 500mm
16	02	41.16	Parafuso tensor M24 x 125
17	08	50.26	Porca autotravante M24
18	06	41.20	Parafuso tensor M24 x 145
19	08	30.92	Arruela
20	08	90.63	Bucha molecular 2045.3
21	08		Parafuso sext. 5/8" x 6"
22	08		Porca 5/8"
23	08	83.71	Tubo 100mm
24	04		Parafuso 8.8 M16 x 80
25	04		Porca M16

ROSSETTI



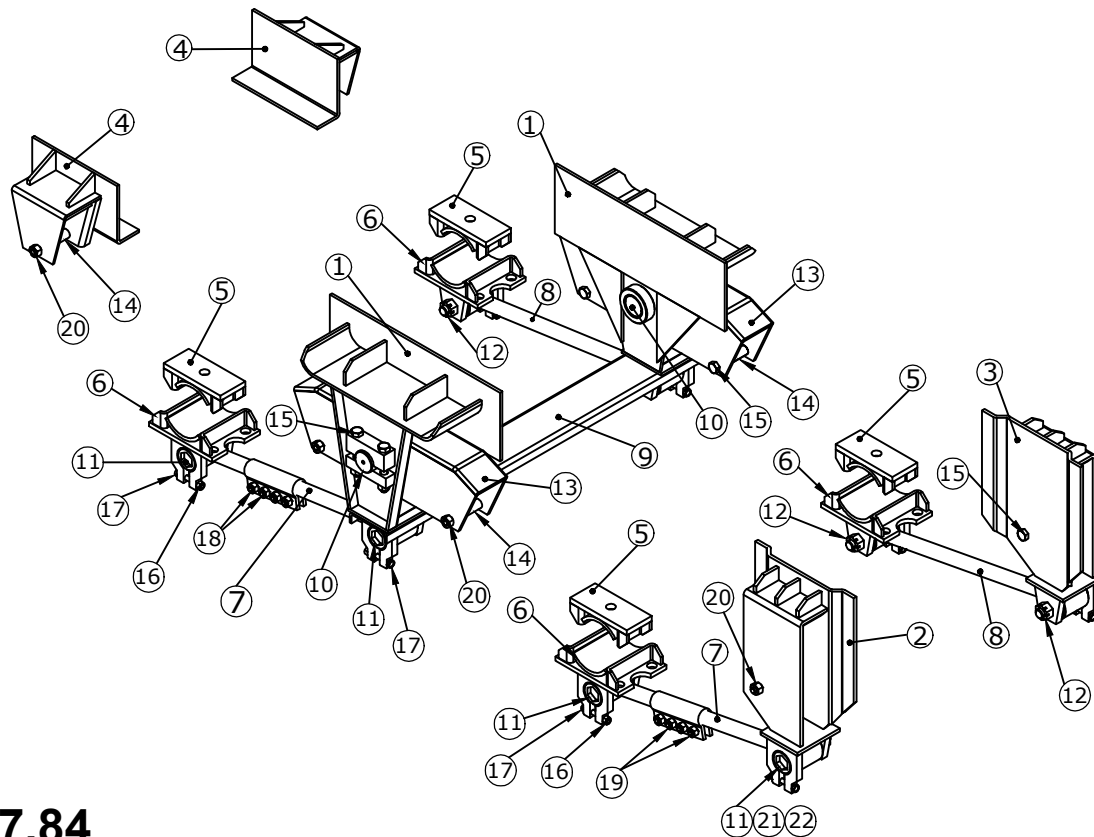
77.81

Suspensão SR 2 Eixos

Distanciada Vanderléia NK

Nº	Qtd.	Código	Denominação
01	02	77.82	Suporte Traseiro
02	02	77.64	Suporte Central Dianteiro s/ mancal NK
2.1	02	77.65	Suporte Central Traseiro c/ mancal NK
03	02	77.83	Suporte Dianteiro
04	02	76.50	Balança LD pino Ø60mm
05	02	76.49	Balança LE pino Ø60mm
06	04	41.88	Pino da Balança Ø60 x 245mm
07	02	60.36	Tensor Fixo c/ 440mm
08	02	60.35	Tensor Regulável c/ 440mm
09	02	62.69	Equalizador c/ 1170mm
10	08	91.85	Grampo de mola 7/8" x 92 x 320 tipo "C"
11	08	90.11	Bucha molecular Nakata
12	04	40.73	Pino do Tensor c/ 1170mm (M30 x 170mm)
13	04	50.30	Porca do Pino do Tensor M30
14	24		Parafuso M16 x 60 classe 8.8 zincado
15	12		Parafuso M16 x 80 classe 8.8 zincado
16	04		Parafuso 5/8" x 6" zincado
17	04		Porca 5/8" autotravante zincado
18	36		Porca M16 amassada zincada
19	04	82.72	Separador de grampo fundido
20	16	90.13	Porca Sextavada 7/8"
21	04	81.13	Deslizante Móvel
22	04	82.04	Tubo Ø1" x 93mm
23	04		Graxeira reta 1/8" gas
24	04	81.25	Semi-mancal do pino furo Ø16.5mm
25	04	83.35	Sapata eixo 150mm NK

RODO CLARA



77.84

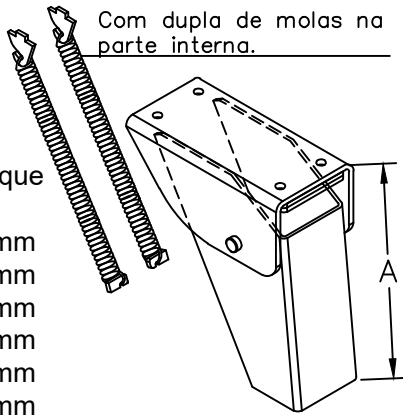
Suspensão TE LS de 90mm Rodo Clara

Nº	Qtd.		Descrição
1	2	76.44	Suporte Central
2	1	77.86	Suporte dianteiro LE 1/2"x433mm
3	1	77.85	Suporte dianteiro LD 1/2"x433mm
4	2	73.93	Suporte traseiro TE LS
5	4	82.17	Sapata superior eixo redondo
6	4	82.18	Sapata inferior eixo redondo
7	2	62.54	Tensor regulável TE 680mm
8	2	62.50	Tensor fixo TE 680mm
9	1	77.87	Travessa de ligação
10	2	42.69	Pino da balança Ø60
11	8	41.04	Pino tensor
12	8	50.04	Porca castelo pino tensor
13	2	71.96	Balança fora de centro
14	6	82.04	Tubo 93mm
15	12		Parafuso 5/8" X 5"
16	6		Porca M12 autotravante
17	6		Parafuso M12 x 100
18	8		Parafuso 9/16" x 2"
19	8		Porca 9/16" autotravante
20	12		Porca 5/8" autotravante
21	8	1002.1	Bucha com aba rodoviária
22	8	1003.1	Bucha sem aba rodoviária

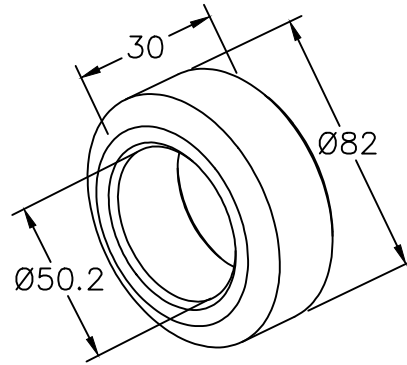
FACCHINI

Coluna Parachoque do SR

- 78.69 - A = 390mm
- 78.70 - A = 350mm
- 78.71 - A = 410mm
- 78.72 - A = 440mm
- 78.73 - A = 480mm
- 78.74 - A = 520mm

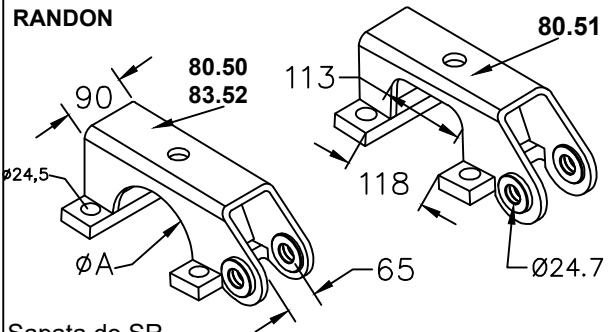


GOTTI



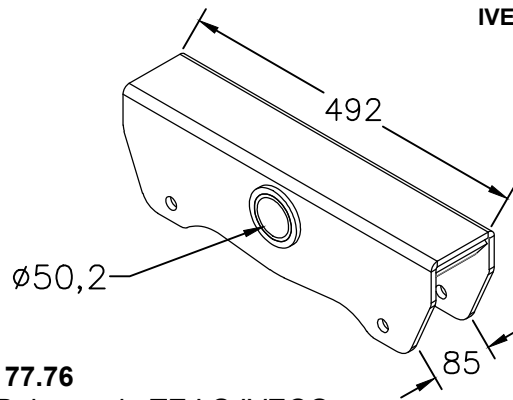
83.61
Mancal interno para pino da balança

RANDON



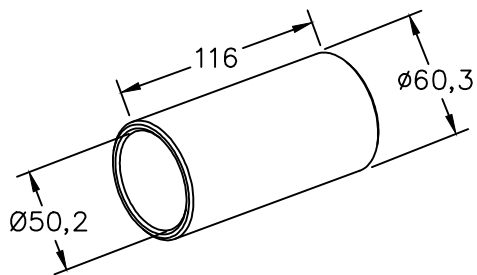
Sapata do SR
80.50 - Eixo redondo A = Ø140mm
80.51 - Eixo quadrado
83.52 - Eixo redondo A = Ø127mm

IVECO

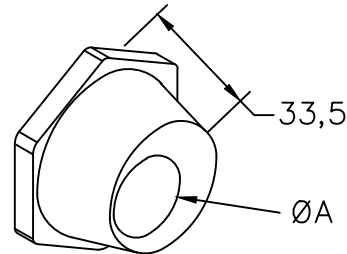


77.76
Balança do TE LS IVECO

IVECO

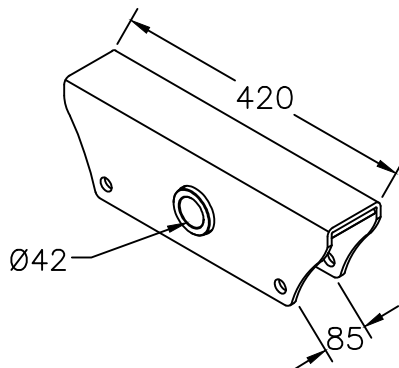


51.78
Bucha interna da balança

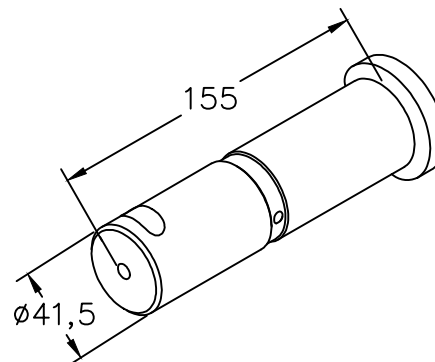


Mancal de regulagem no suporte suspensão pneum. KLL
84.22 - A = Ø29,3mm
84.25 - A = Ø18,3mm
84.26 - A = Ø33,3mm

Pino: 41.39

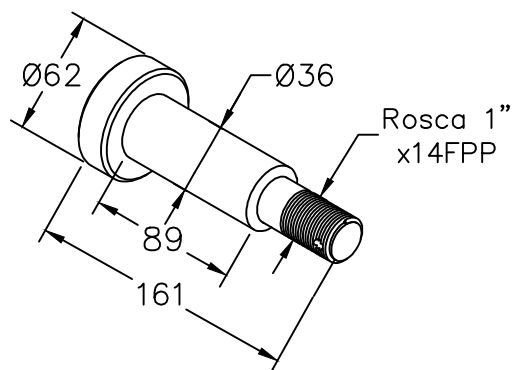


78.15
Balança pino Ø41,5 do TE 3/4"



41.39
Pino da balança do TE 3/4"

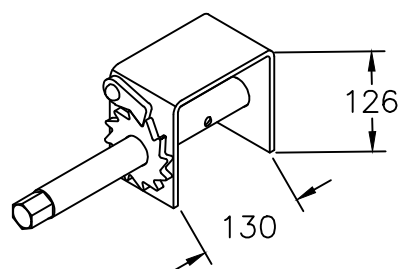
HÉLIO



40.74

Pino tensor para TE Hélio (Porca castelo 50.04)

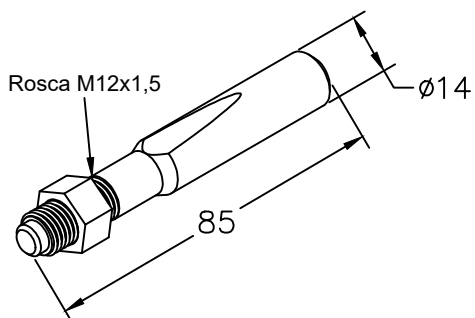
USIMAR/DIVERSOS



92.50

Catraca para porta estepe

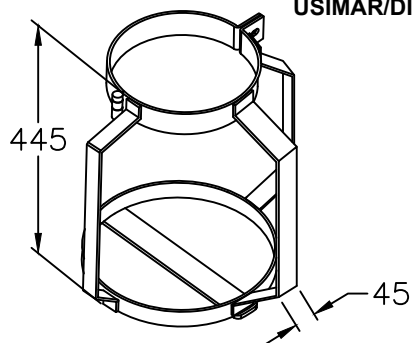
IVECO



42.06

Pino cônico do mancal suporte do TE

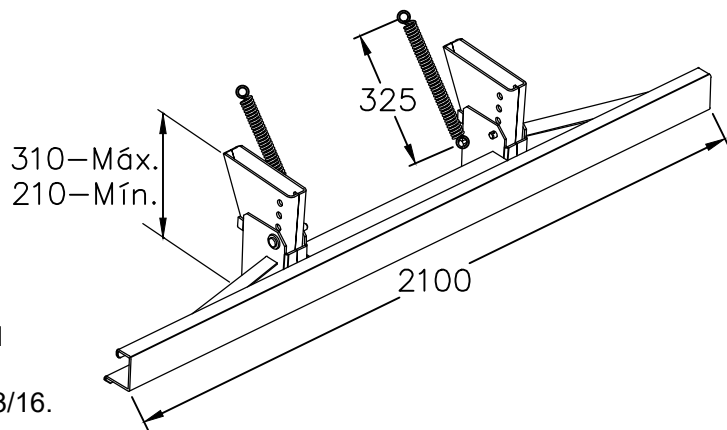
USIMAR/DIVERSOS



24.70

Suporte bujão de gás P13kg

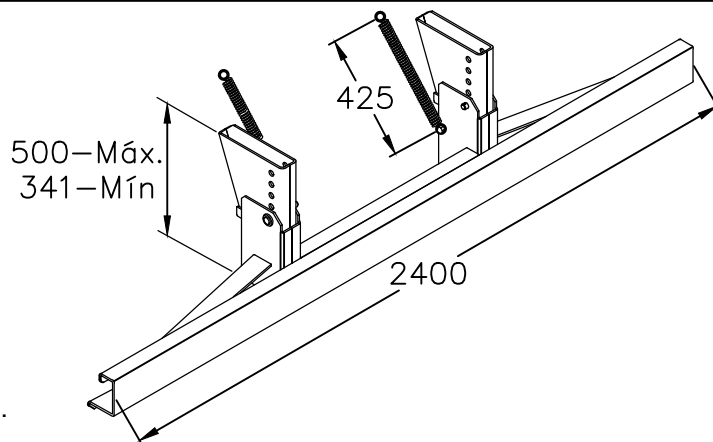
USIMAR/DIVERSOS



94.39

Paracheque articulado e ajustável
4 posições, de 4 à 10 Ton.
Atende Resolução Contran nº 593/16.

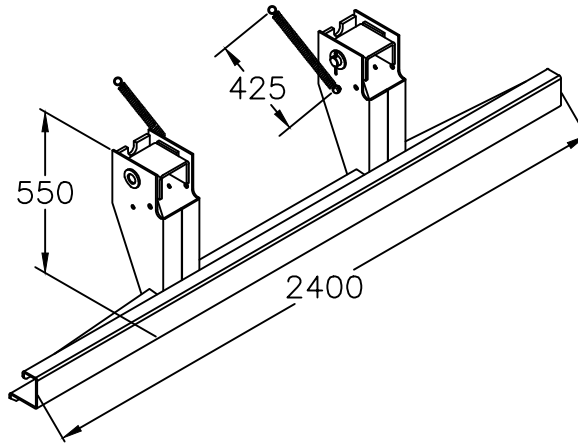
USIMAR/DIVERSOS



94.40

Paracheque articulado e ajustável
5 posições, de 10 à 23 Ton.
Atende Resolução Contran nº 593/16.

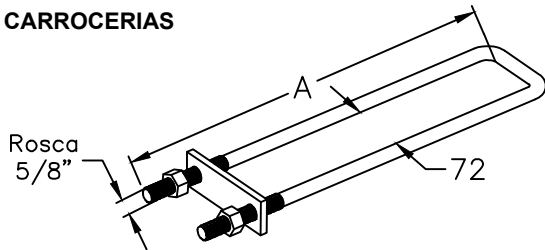
USIMAR/DIVERSOS



94.41

Parachoque articulado SR
acima de 23 Ton.
Atende Resolução Contran nº 593/16.

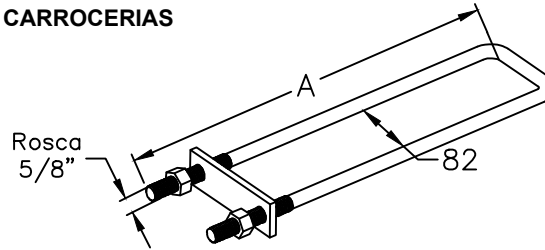
CARROCERIAS



Grampo 72mm para carroceria completo

CÓDIGO	A
92.39	430
94.08	440
94.09	450
94.43	400

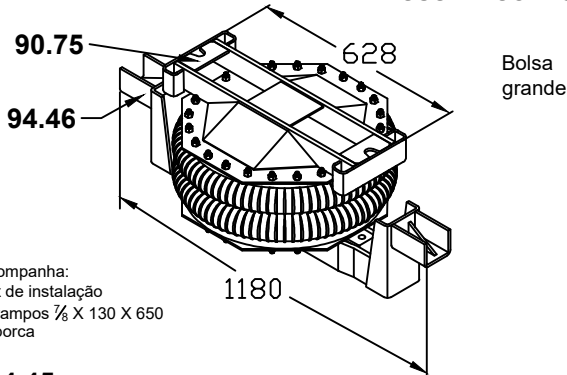
CARROCERIAS



Grampo 82mm para carroceria completo

CÓDIGO	A	CÓDIGO	A
92.49	370	94.44	400
94.31	480		
94.32	500		
92.32	600		

SUSPENSORES

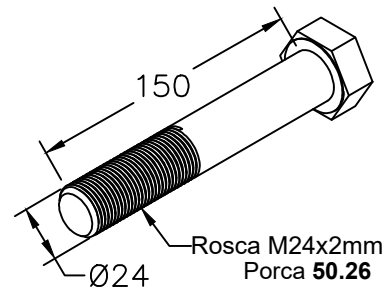


Acompanha:
-Kit de instalação
-Grampos 7/8 X 130 X 650
c/ porca

94.45

Suspensor pneumático rebaixado do SR

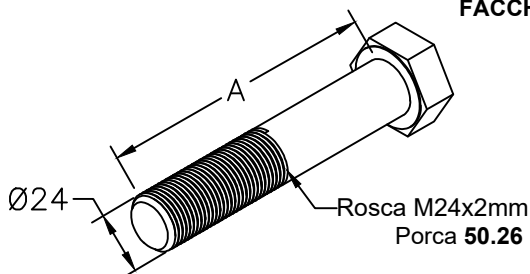
NOMA



42.77

Pino do tensor do SR moderno

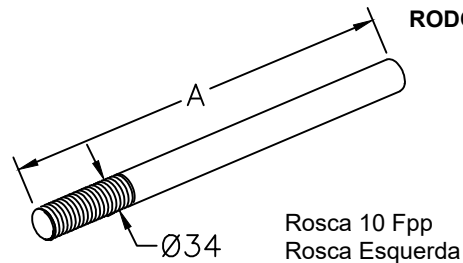
FACCHINI



Pino do tensor do SR moderna

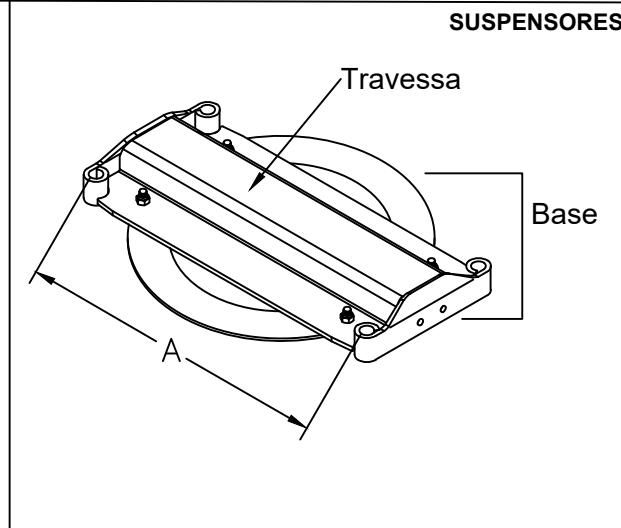
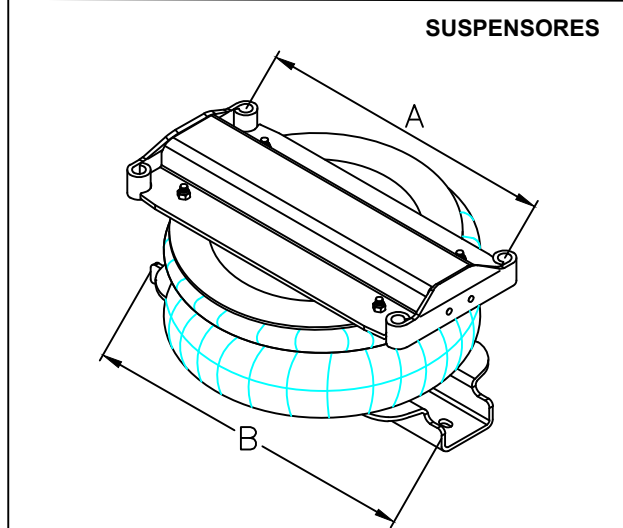
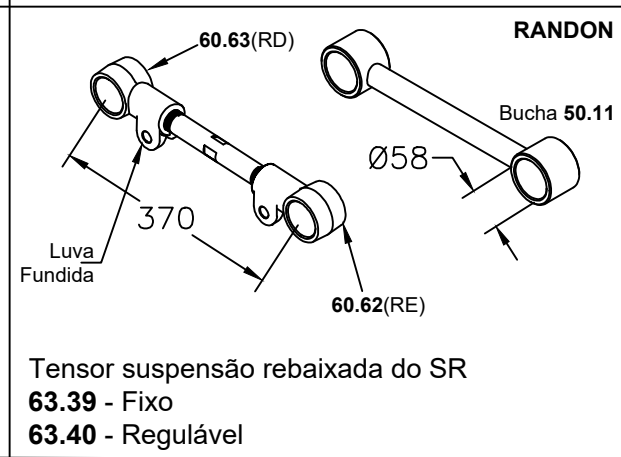
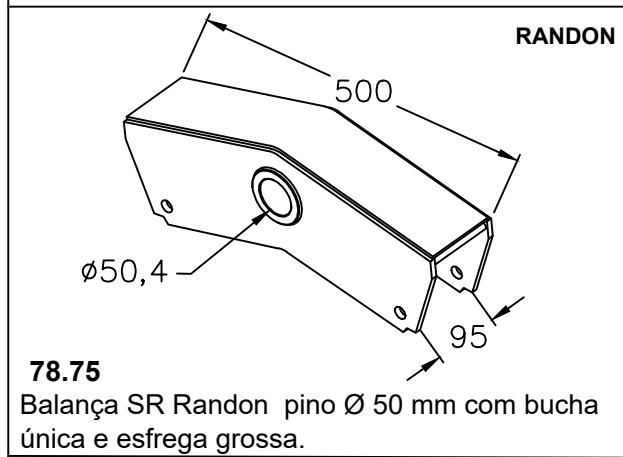
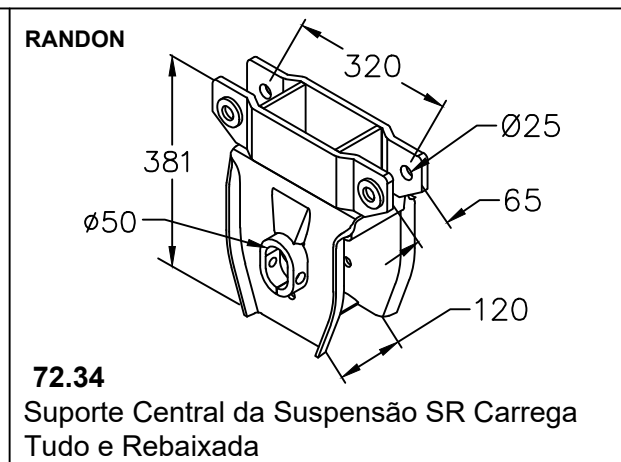
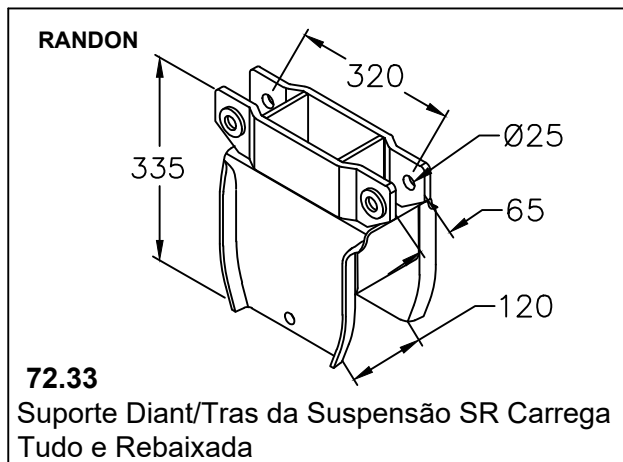
- 41.16** - A = 125mm
- 41.20** - A = 145mm
- 41.80** - A = 135mm

RODOVIÁRIA



Varão do tensor

- 60.11** - A = 440mm
- 60.12** - A = 570mm
- 60.14** - A = 800mm
- 63.41** - A = 600mm



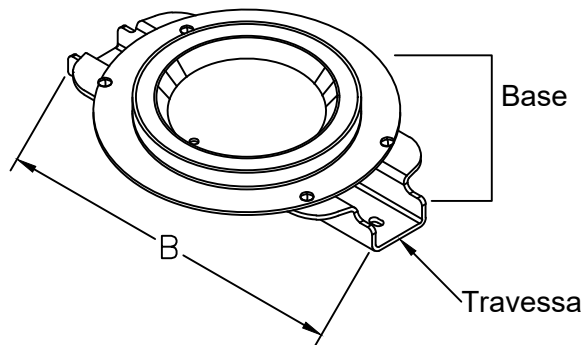
Suspensor Pneumático para TE mod. Jost

CÓD.	A mm	B mm	Bolsa	Aplicação
94.49	530	575	grande	Scania
94.54	593	665	grande	Volvo/VW/Ford/Iveco
94.59	512	572	pequena	DAF/MAN
94.64	616	697	grande	MB Atego
94.69	540	597	grande	MB's cavalo mecânico
94.74	646	697	grande	TE MB

Base Superior Suspensor Pneumático para TE mod. Jost

Cód. Base	A mm	Cód. Travessa	Aplicação
94.50	530	94.52	Scania
94.55	593	94.57	Volvo/VW/Ford/Iveco
94.60	512	94.62	DAF/MAN
94.65	616	94.67	MB Atego
94.70	540	94.72	MB's cavalo mecânico
94.75	646	94.77	TE MB

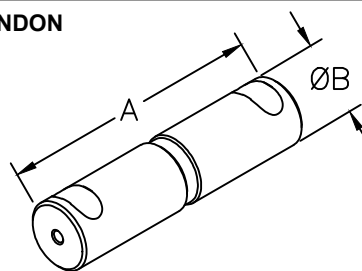
SUSPENSORES



Base Inferior Suspensor Pneumático para TE mod. Jost

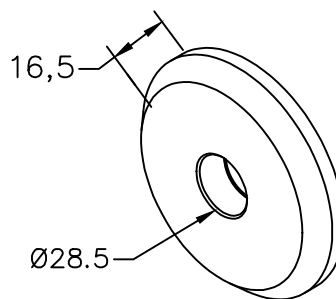
Cód. Base	B mm	Cód. Travessa	Aplicação
94.51	575	94.53	Scania
94.56	665	94.58	Volvo/VW/Ford/Iveco
94.61	572	94.63	DAF/MAN
94.66	697	94.68	MB Atego
94.71	597	94.73	MB's cavalo mecânico
94.76	697	94.78	TE MB

RANDON



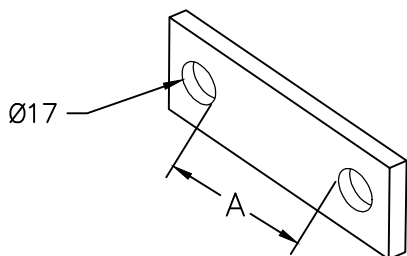
Pino da balança p/ chaveta cônica
40.07 - A = 260mm B = Ø60mm (SR)
40.08 - A = 226mm B = Ø60mm (TE)
40.09 - A = 260mm B = Ø50mm (SR)
42.78 - A = 240mm B = Ø60mm (TE)

LIBRELATO



84.31
 Mancal ext. do Suporte da Suspensão Pneumática do SR

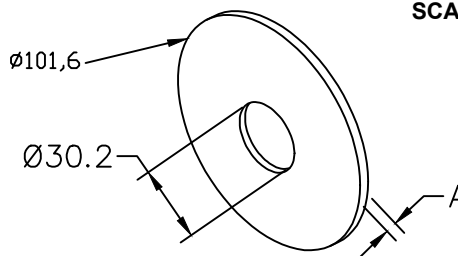
CARROCERIAS



Presilha do Grampo Carroceria

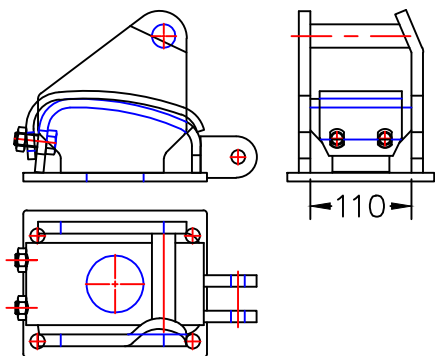
94.79 - A = 73mm
94.80 - A = 83mm
94.81 - A = 93mm

SCANIA

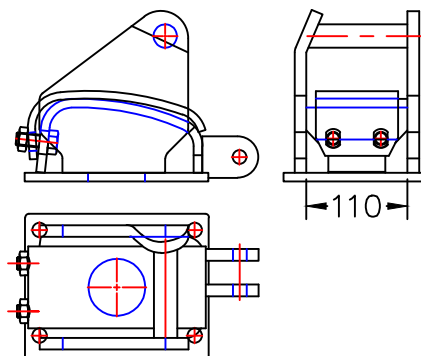


Arruela da suspensão pneumática Lisa

82.26 - A = 2mm **84.29** - A = 8mm
84.11 - A = 4,25mm **84.30** - A = 9,5mm
84.28 - A = 6,35mm

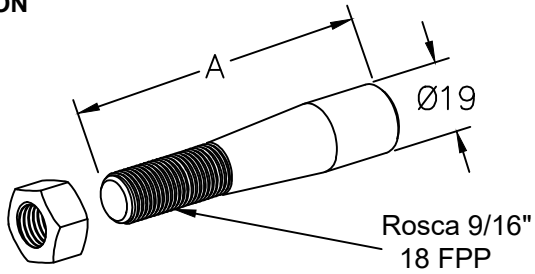


83.99
 Suporte do deslizante da mola c/ chapa TR-Dir DT-Esq VW/Ford Traçado



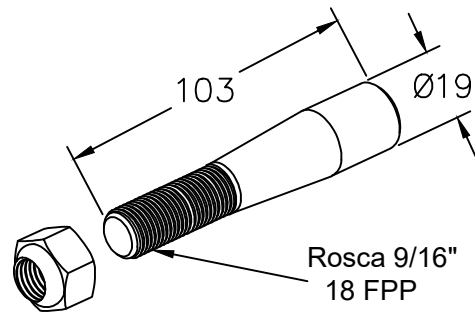
84.00
 Suporte do deslizante da mola c/ chapa TR-Esq DT-Dir VW/Ford Traçado

RANDON



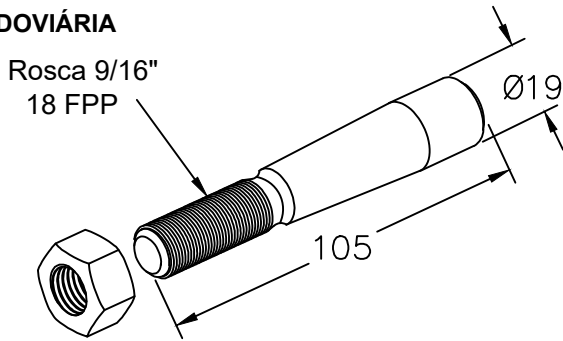
Pino cônico para mancal do SR
40.03 - A = 94mm sem Porca
40.04 - A = 94mm com Porca
40.05 - A = 103mm sem Porca
40.06 - A = 103mm com Porca

RANDON



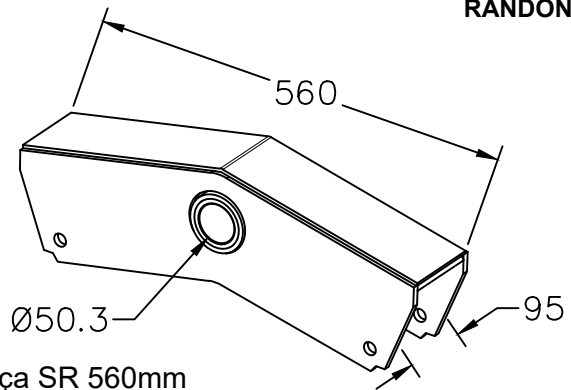
41.18
 Pino cônico c/ Porca Autotravante

RODOVIÁRIA



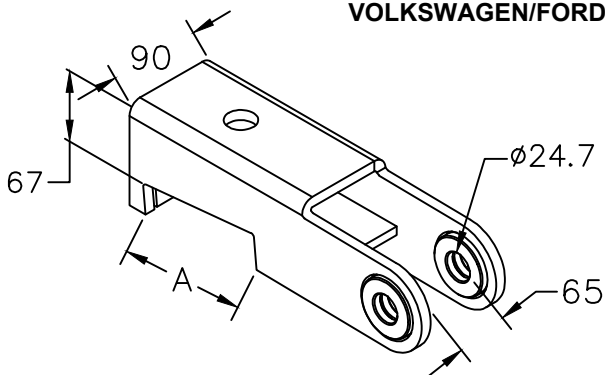
Pino Cônico do TE
42.80 = Com Porca
42.81 = Sem Porca

RANDON



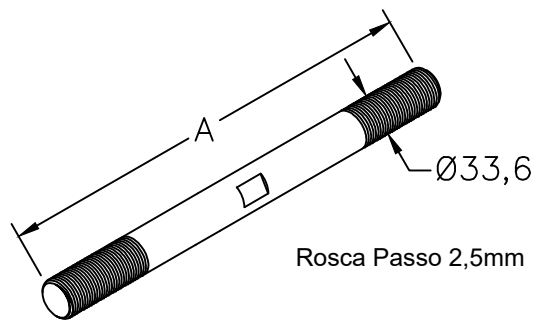
Balança SR 560mm
76.00 = Ø50
78.78 = Ø50 bucha única e esfrega grossa

VOLKSWAGEN/FORD



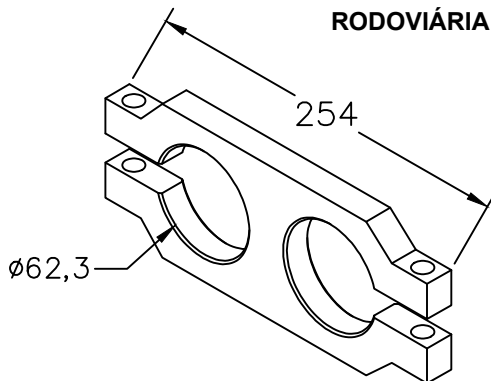
Sapata superior de tração do TE Suspensys
81.02 - A = 118mm
81.86 - A = 147mm

RANDON



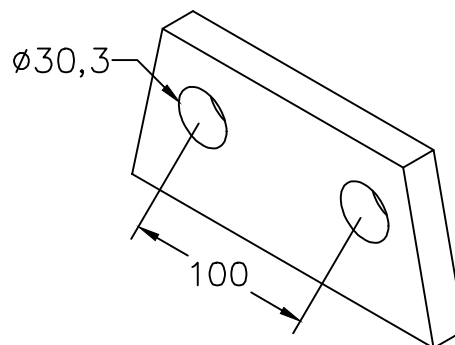
Fuso do tensor regulável do SR
60.75 - A = 388mm
60.77 - A = 330mm

RODOVIÁRIA

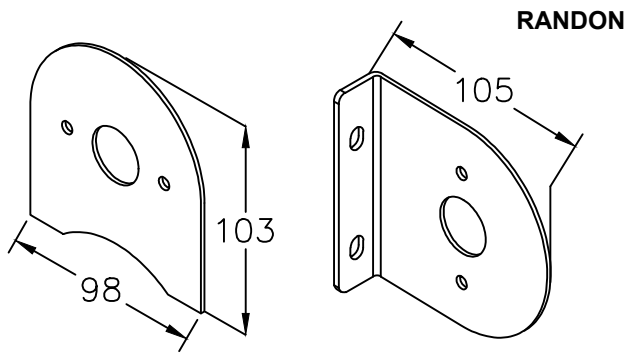


84.33
 Mancal duplo externo do pino tensor do TE

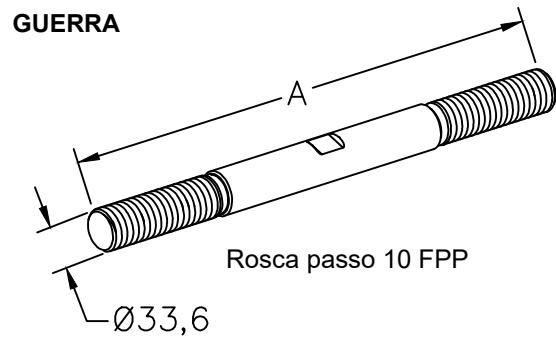
RODOVIÁRIA



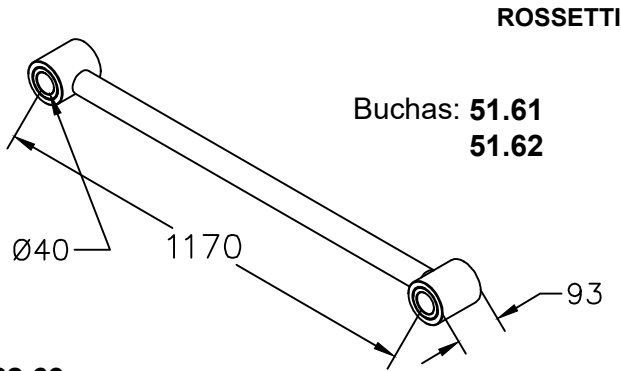
84.34
 Mancal interno duplo para pino tensor do TE



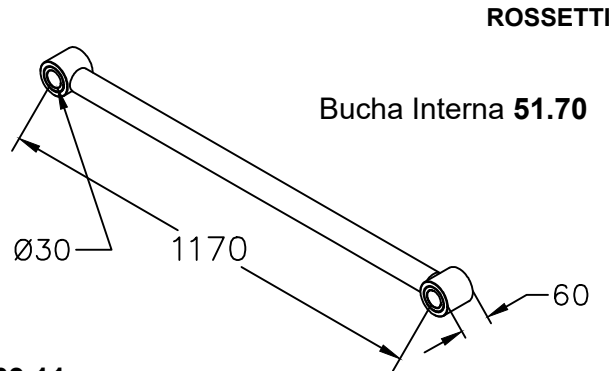
Suporte da lanterna do SR
20.86 = Reta
26.39 = Dobrada



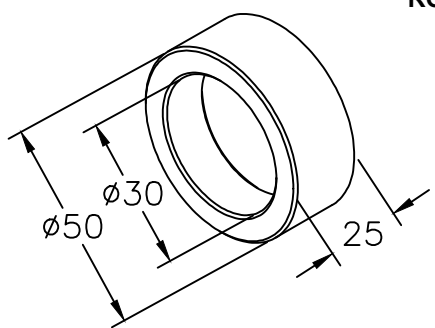
Fuso do tensor regulável
61.25 - A = 335mm
63.44 - A = 440mm



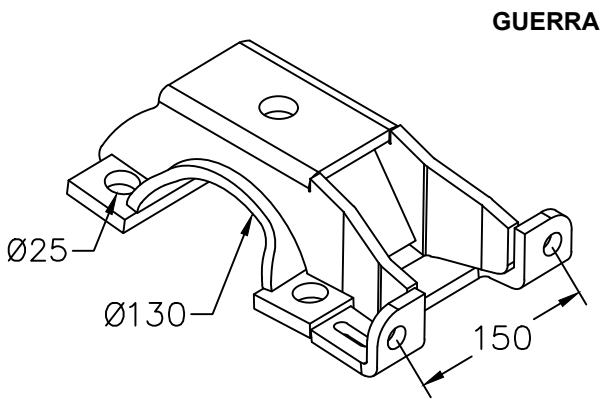
62.69
 Equalizador c/ 1170mm SR
 suspensão distanciada 2 eixos



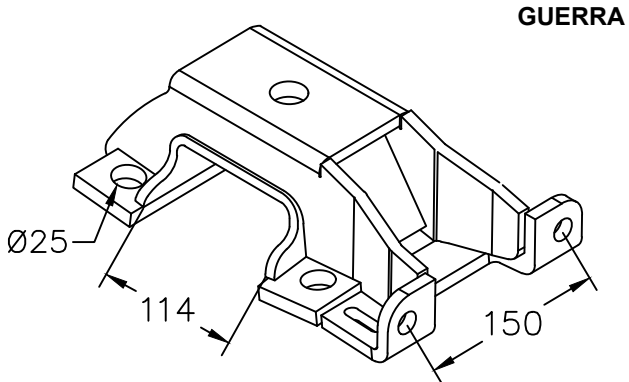
63.11
 Equalizador p/ pino tensor Ø30 c/ 1170mm SR
 suspensão distanciada 2 eixos



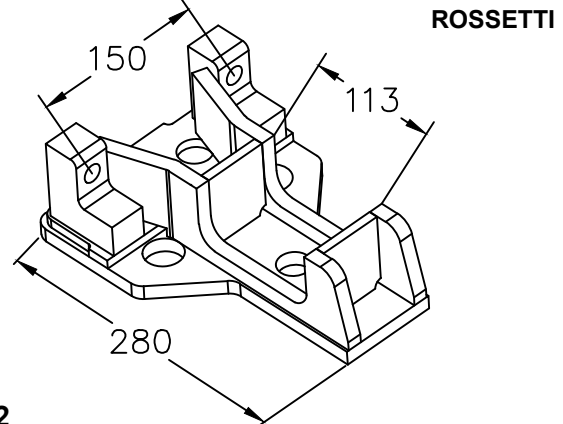
51.70
 Bucha interna do equalizador 1170mm (63.11)



80.35
 Sapata superior p/ eixo redondo do SR

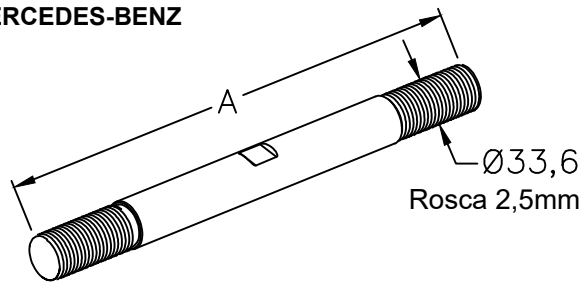


82.42
 Sapata superior p/ eixo quadrado do SR



84.32
 Sapata superior antiga do SR p/ eixo retangular

MERCEDES-BENZ



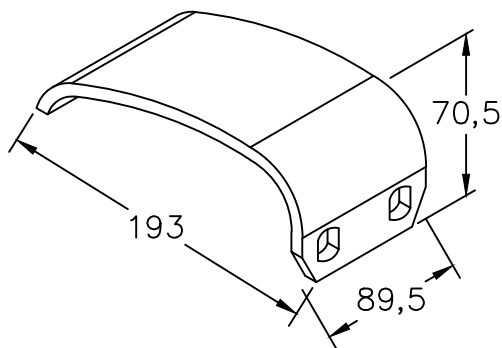
Fuso do tensor MB Atego 2425KLL

61.71 - A = 480mm

61.72 - A = 440mm

63.32 - A = 530mm

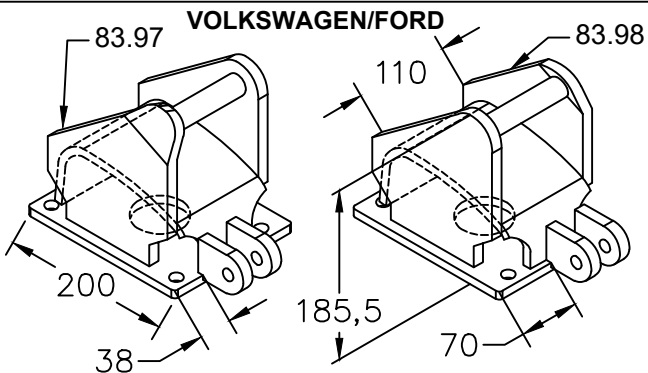
VOLKSWAGEN/FORD



83.96

Deslizante da mola para suportes dos traçados.

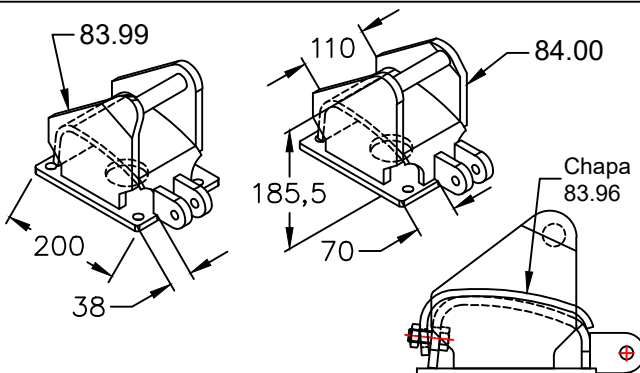
VOLKSWAGEN/FORD



Suporte deslizante da mola traçado (sem chapa)

83.97 = Traseiro Direito/ Dianteiro Esquerdo

83.98 = Traseiro Esquerdo/ Dianteiro Direito



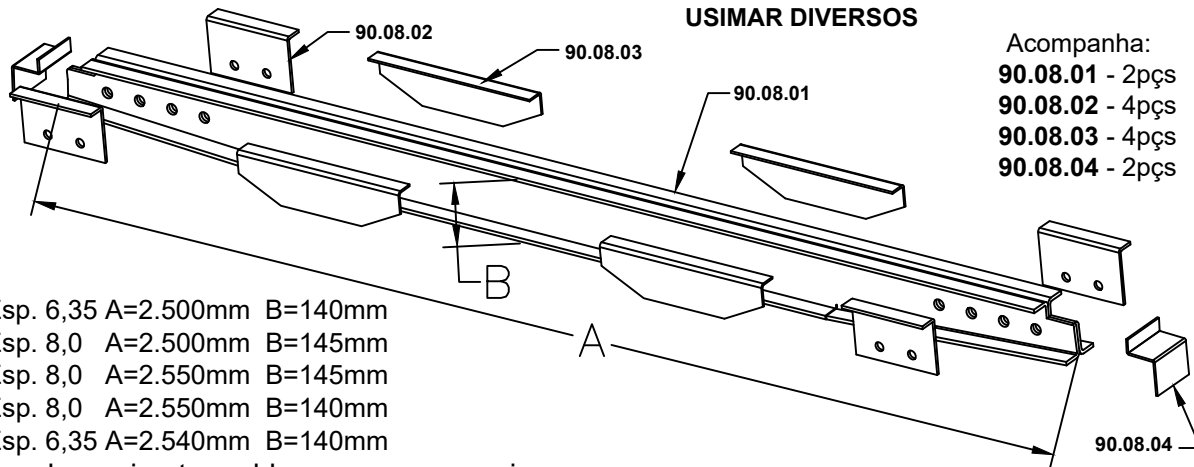
Suporte deslizante da mola traçado (com chapa)

83.99 = Traseiro Direito/ Dianteiro Esquerdo

84.00 = Traseiro Esquerdo/ Dianteiro Direito

VOLKSWAGEN/FORD

USIMAR DIVERSOS



Acompanha:
90.08.01 - 2pçs
90.08.02 - 4pçs
90.08.03 - 4pçs
90.08.04 - 2pçs

90.07 - Esp. 6,35 A=2.500mm B=140mm

90.08 - Esp. 8,0 A=2.500mm B=145mm

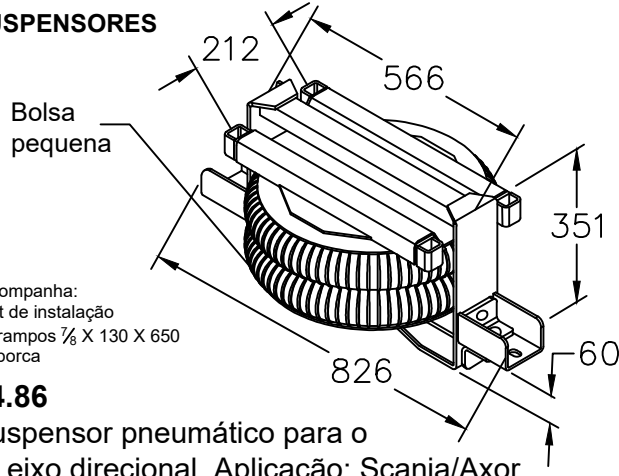
90.17 - Esp. 8,0 A=2.550mm B=145mm

91.37 - Esp. 8,0 A=2.550mm B=140mm

92.13 - Esp. 6,35 A=2.540mm B=140mm

Kit travessa longarina trava bloco para carroceria

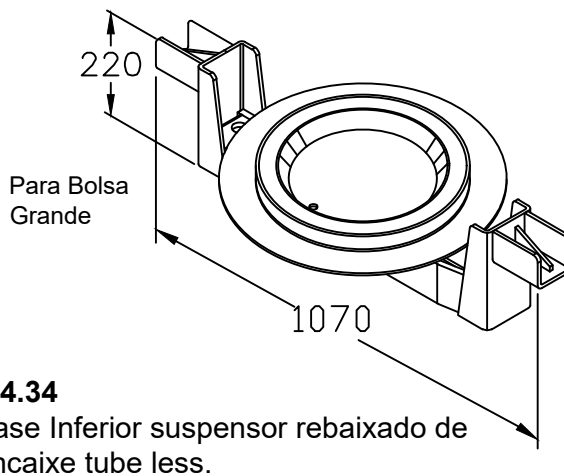
SUSPENSORES



Acompanha:
 -Kit de instalação
 -Grampos 7/8 X 130 X 650
 c/ porca

94.86

Suspensor pneumático para o 4º eixo direcional. Aplicação: Scania/Axor



94.34

Base Inferior suspensor rebaixado de encaixe tube less.



Componentes Automotivos

RUA PADRE FEIJÓ 960A - SÃO MARCOS - RS - BRASIL
(54) 3291- 4584
USIMAR@USIMARAUTOMOTIVOS.COM.BR